









1. In which program where you enrolled at LBC?

	Response Percent	Response Count
Counseling - Professional Counseling	0.0%	0
Counseling - Social Work	0.0%	0
Church & Ministry Leadership - Children and Family Ministry	0.0%	0
Church & Ministry Leadership - Christian Education and Discipleship	0.0%	0
Degree Completion Program	0.0%	0
Church & Ministry Leadership - Church Planting	0.0%	0
Church & Ministry Leadership - Pastoral Ministry	0.0%	0
Church & Ministry Leadership - Pre- Seminary	0.0%	0
Church & Ministry Leadership - Student Ministry	0.0%	0
Church & Ministry Leadership - Women in Christian Ministries	0.0%	0
Health & Physical Education - Health and Physical Education	0.0%	0
Health & Physical Education - Sports Ministry and Management	0.0%	0
Intercultural Studies - Cross-cultural Ministry	0.0%	0
Intercultural Studies - TESOL (Teaching English to Speakers of Other Languages)	0.0%	0



Teacher Education - Bible Education Program		0.0%	0
Teacher Education - Elementary/Early Childhood Education Program		0.0%	0
Teacher Education - Elementary/Middle Education Program		0.0%	0
Teacher Education - Health and Physical Education Program		0.0%	0
Teacher Education - Music Education Program		0.0%	0
Worship Arts - Worship Arts		0.0%	0
Worship Arts - Music Performance		0.0%	0
Bible Ministries - Bible Ministries (bachelor)		0.0%	0
Bible Ministries - Concentrated Bible Certificate (one-year)		0.0%	0
Bible Ministries - LBC Certificate (one-year)		0.0%	0
Bible Ministries - Associates Degree in Bible		0.0%	0
Bible Ministries - Bible Ministries (2-year track for those with an associate, bachelor, or RN degree)		0.0%	0
School Counseling (5 year program)		0.0%	0
Master of Arts in Bible		15.8%	3
Master of Arts in Ministry - Leadership Studies		21.1%	4
Master of Arts in Ministry - Leadership FAST TRACK		0.0%	0
Master of Arts in Ministry - Pastoral Studies		21.1%	4

Master of Arts in Ministry - Small Group Ministries		5.3%	1
Master of Arts - Marriage and Family Counseling		10.5%	2
Master of Arts - Mental Health Counseling		10.5%	2
Master of Education - Elementary School Counseling		10.5%	2
Master of Education - Secondary School Counseling		5.3%	1
Master of Education - Consulting Resource Teacher		0.0%	0
Graduate Certificate in Bible		0.0%	0
Graduate Certificate in Local Church Leadership		0.0%	0
Graduate Certificate in Organizational Leadership		0.0%	0
Graduate Certificate in Small Group Leadership		0.0%	0
Graduate Certificate in Homiletics		0.0%	0
Other (please specify)			1
answered question			19
skipped question			0



2. Please indicate the most appropriate response for each of the following questions.

	Strongly Agree	Agree	Unsure / NA	Disagree	Strongly Disagree	Response Count
LBC has a positive Christian influence in greater Lancaster and beyond.	41.2% (7)	29.4% (5)	29.4% (5)	0.0% (0)	0.0% (0)	17
LBC provides and maintain God-honoring resources.	58.8% (10)	41.2% (7)	0.0% (0)	0.0% (0)	0.0% (0)	17
LBC preserves the integrity of its mission and legacy while planning for the future.	41.2% (7)	52.9% (9)	5.9% (1)	0.0% (0)	0.0% (0)	17
My LBC education has given me a basic understanding of the major doctrines of the Christian faith.	41.2% (7)	47.1% (8)	11.8% (2)	0.0% (0)	0.0% (0)	17
Even after graduation I continue to use the principles of biblical hermeneutics in my study of the Bible.	47.1% (8)	41.2% (7)	11.8% (2)	0.0% (0)	0.0% (0)	17
My biblical & theological studies at LBC have helped to shape my view of the world.	58.8% (10)	23.5% (4)	11.8% (2)	5.9% (1)	0.0% (0)	17
I find I evaluate life situations I encounter through a filter of biblical principles I learned at LBC.	52.9% (9)	29.4% (5)	11.8% (2)	0.0% (0)	5.9% (1)	17
					Comments (Optional):	4
					answered question	17
					skipped question	2




3. Did you pursue additional education after LBC?

		Response Percent	Response Count
Yes, at LBC's Graduate School		0.0%	0
Yes, at another graduate school or seminary		38.9%	7
No		61.1%	11
answered question			18
skipped question			1




4. 1. With regards to the LBC major or program of study from which I graduated, the graduate program in which I enrolled after LBC was/is:

		Response Percent	Response Count
closely related		62.5%	5
somewhat related		37.5%	3
The name of the graduate program I was/am in is [please include degree and program name]:			3
answered question			8
skipped question			11


5. 2. I graduated from this program:

		Response Percent	Response Count
Yes		57.1%	4
No		14.3%	1
I am currently enrolled		28.6%	2
	Other (please specify)		1
answered question			7
skipped question			12



6. 2. What was (or currently is) your Grade Point Average?

		Response Percent	Response Count
3.5 or above		71.4%	5
Between 3.0 and 3.4		14.3%	1
Between 2.5 and 2.9		14.3%	1
Between 2.0 and 2.4		0.0%	0
Less than 2.0		0.0%	0
Comments (Optional):			2
answered question			7
skipped question			12


7. 1. While a student at LBC, I was already employed in a full-time paid position in a field related to the major or program of study from which I eventually graduated.

		Response Percent	Response Count
[check here]		100.0%	10
	Comments (Optional):		4
	answered question		10
	skipped question		9

8. 2. I was employed in a full-time paid position in a field related to the major or program of study from which I graduated:

		Response Percent	Response Count
within 6 months of graduation.		71.4%	5
within 1 year of graduation.		28.6%	2
	Comments (Optional):		2
	answered question		7
	skipped question		12



9. 3. I entered a graduate program related to my undergraduate major or program:

		Response Percent	Response Count
within 6 months of graduation.		100.0%	2
within 1 year or graduation.		0.0%	0
	Comments (Optional):		5
	answered question		2
	skipped question		17




10. 4. My first job(s) was(were) not related, but I was able to obtain employment in a job related to the major or program of study from which I graduated:

		Response Percent	Response Count
within 1 year of graduation.		83.3%	5
within 2 years of graduation.		16.7%	1
within 3 years of graduation.		0.0%	0
within 5 years of graduation.		0.0%	0
	Comments (Optional):		1
	answered question		6
	skipped question		13

11. 5. I still desire to obtain employment in a job related to the major or program of study from which I graduated, but have been unable to do so because:

		Response Percent	Response Count
I am paying off school loans and temporarily need a higher paying job.		0.0%	0
I have other debts that need to be paid off and temporarily need a higher paying job.		0.0%	0
I have not been able to find jobs in my field.		66.7%	2
I am supporting my spouse as s/he goes to school.		0.0%	0
Other		33.3%	1
	Please describe:		3
	answered question		3
	skipped question		16



12. 6. I have no desire to obtain employment in a job related to the major or program of study from which I graduated because:

		Response Percent	Response Count
I could not find employment in the field.		0.0%	0
the pay is not sufficient.		33.3%	1
my interests have changed/the Lord is changing the direction of my life.		33.3%	1
Other		33.3%	1
	Please describe:		2
	answered question		3
	skipped question		16

13. 7. Other situation after graduation (please describe) or comments:

	Response Count
	2
answered question	2
skipped question	17

14. 1. With regards to the major or program of study from which I graduated, my FIRST job after graduation was/is:



		Response Percent	Response Count
closely related		73.3%	11
somewhat related		26.7%	4

My title in my first job was/is: 12

answered question 15

skipped question 4

15. 2. (If you have had more than one job since graduation) With regards to the major or program of study from which I graduated, my CURRENT job is:

		Response Percent	Response Count
closely related		70.0%	7
somewhat related		30.0%	3

My title in my current job is: 9



answered question 10

skipped question 9

16. Other positions I have held:

	Response Count
	4
answered question	4
skipped question	15

17. May we contact your current employer to ask questions concerning how well you were prepared for your current position and to find out what areas LBC might improve upon to better prepare graduates for these types of positions?











		Response Percent	Response Count
Yes		37.5%	6
No		62.5%	10

If "yes" please enter your name and email address:

9

answered question	16
skipped question	3

18. Please provide us with your supervisor's name and at least one means of contact as indicated below. An email address is preferred. If you provide a name, company name, and an email address, no other contact information is needed. [If you are a senior pastor or in some other position without an immediate supervisor, please provide us with the contact information for a professional peer, a member of the church board, an elder, or some other person not related to you who would be able to speak to your duties and responsibilities.]

		Response Percent	Response Count
Supervisor's Name:		100.0%	6
Company:		83.3%	5
Address:		50.0%	3
Address 2:		33.3%	2
City/Town:		66.7%	4
State:		66.7%	4
ZIP/Postal Code:		66.7%	4
Country:		66.7%	4
Email Address:		100.0%	6
Phone Number:		50.0%	3
answered question			6
skipped question			13

19. If you have any comments or questions, please feel free to share them here. Be sure to include an email address or other means of contact if you have a question to which you would like us to respond.

	Response Count
	6
answered question	6
skipped question	13