


How to Redeem an Access Code

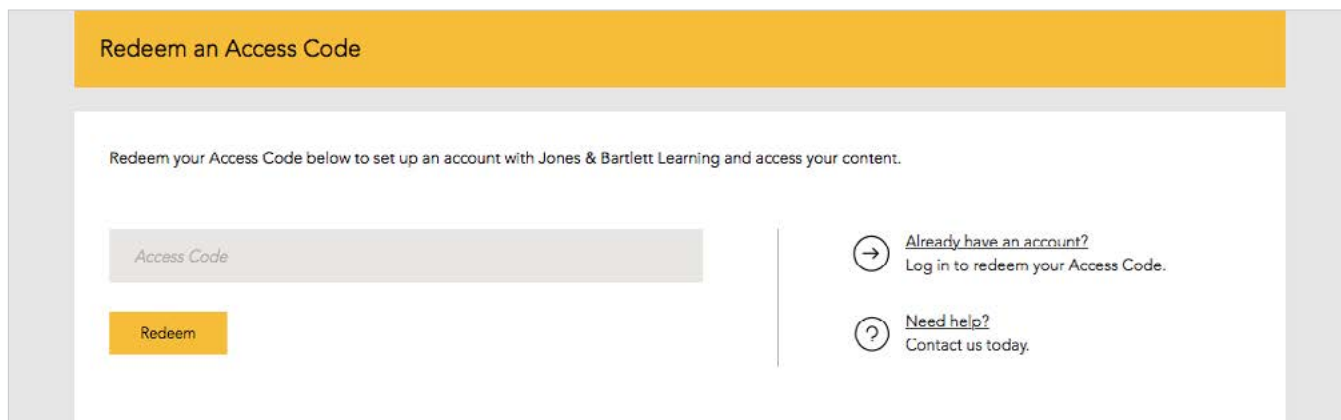
NEW USERS:

Follow These Steps If You Do Not Have an Account with Jones & Bartlett Learning

If you are a first-time user, click the *REDEEM an Access Code* button on the www.jblearning.com home page.



1. From the www.jblearning.com home page, click *REDEEM an Access Code*. **Note:** If you see a warning that the site is attempting to open a pop-up window, click *Allow*.
2. Read the Terms and Conditions and then click *Agree*.



3. Enter your 10-digit Access Code and then click *Redeem*. Confirm your course information.

Confirm Your Selection

Confirm the details of your Access Code below.

Navigate 2 Advantage Access for Emergency Care and Transportation of the Sick and Injured
 Access Code: 3377346347

[→ Already have an account?](#)
Log in to redeem your Access Code.

[? Need help?](#)
Contact us today.

4. Click [Confirm and create new account](#) to be directed to the Create an Account screen.
5. Enter your information and then click [Create Account](#). Your account will be created and your course name will appear on the PRODUCTS screen.

Field of Study:

Year of Birth:

Are you an instructor? Yes No

Are you working toward a degree? Yes No

Are you currently enrolled in a course? Yes No

Is this product a requirement for your course? Yes No

Are there other textbooks or resources that are required for your course? Yes No

If so, please list them

When do you expect to complete your course?

Are you preparing for a certification/licensure examination? Yes No

If so, when do you expect to sit for your certification/licensure examination?

6. Click the [course name](#). The enrollment and subscription details appear.



Option 1: If you have been given a Course ID* and will be part of an instructor-led course, click [Enter Course ID](#).



Then, enter your Course ID*, click [Enroll](#), and then click [Launch](#) to gain access.




Option 2: If you have not been given a Course ID* and will not be part of an instructor-led course, simply click [Launch Open Enrollment Course](#) to gain access.

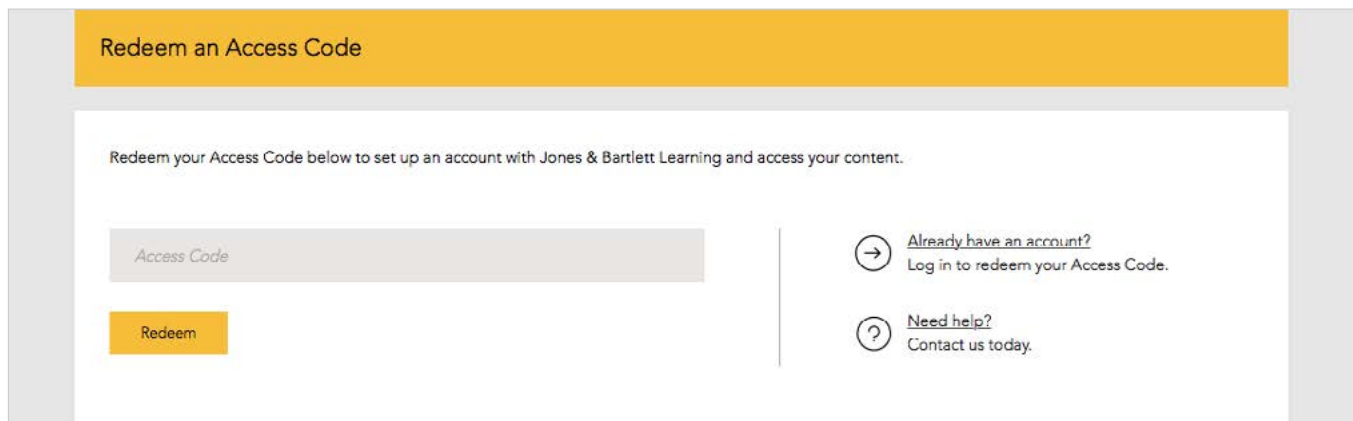
RETURNING USERS:

Follow These Steps If You Already Have an Account with Jones & Bartlett Learning

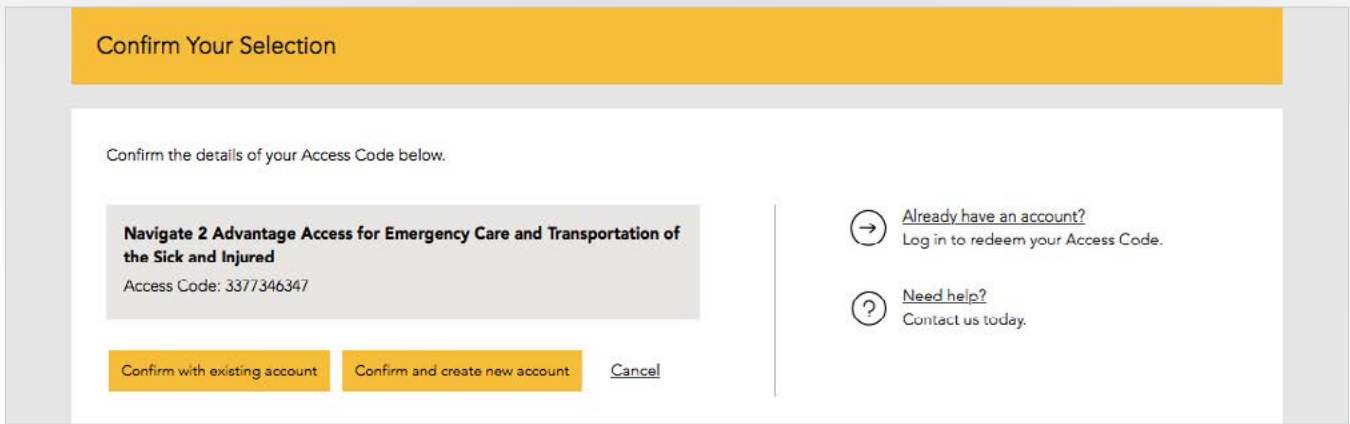
If you are already have an account, click the *LOG IN to your Account* button on the www.jblearning.com home page.



1. Click *Redeem an Access Code* on your MyAccount page.
2. Read the Terms and Conditions and then click *Agree*.

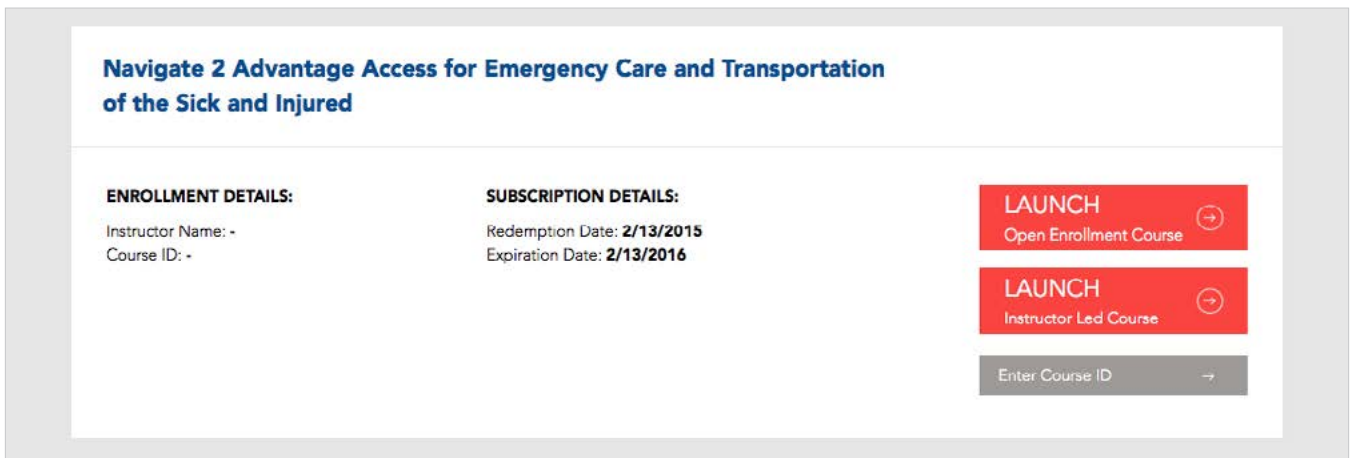


3. Enter your 10-digit Access Code and then click *Redeem*. Confirm your course information.



4. Click *Confirm with existing account*. Your course will display on the PRODUCTS screen.

5. Click the *course name*. The enrollment and subscription details appear.



Option 1: If you have been given a Course ID* and will be part of an instructor-led course, click *Enter Course ID*.



Then, enter your Course ID*, click *Enroll*, and then click *Launch* to gain access.

Navigate 2 Advantage Access for Emergency Care and Transportation of the Sick and Injured

ENROLLMENT DETAILS:

Instructor Name: **Kourtney Tibbetts**
Course ID: **73b5f7**

SUBSCRIPTION DETAILS:

Redemption Date: **2/13/2015**
Expiration Date: **2/13/2016**

LAUNCH



Back to Products

Option 2: If you have not been given a Course ID* and will not be part of an instructor-led course, simply click [Launch Open Enrollment Course](#) to gain access.

Need Help?

If you have any issues redeeming your Access Code, please visit www.jblearning.com/techsupport or contact our technical support team at 1-978-443-5000 (option 5) Monday - Friday, 8:30am-8:00pm (EST).