



PREP Strategic Plan Stakeholder Survey

Friday, January 25, 2019



143

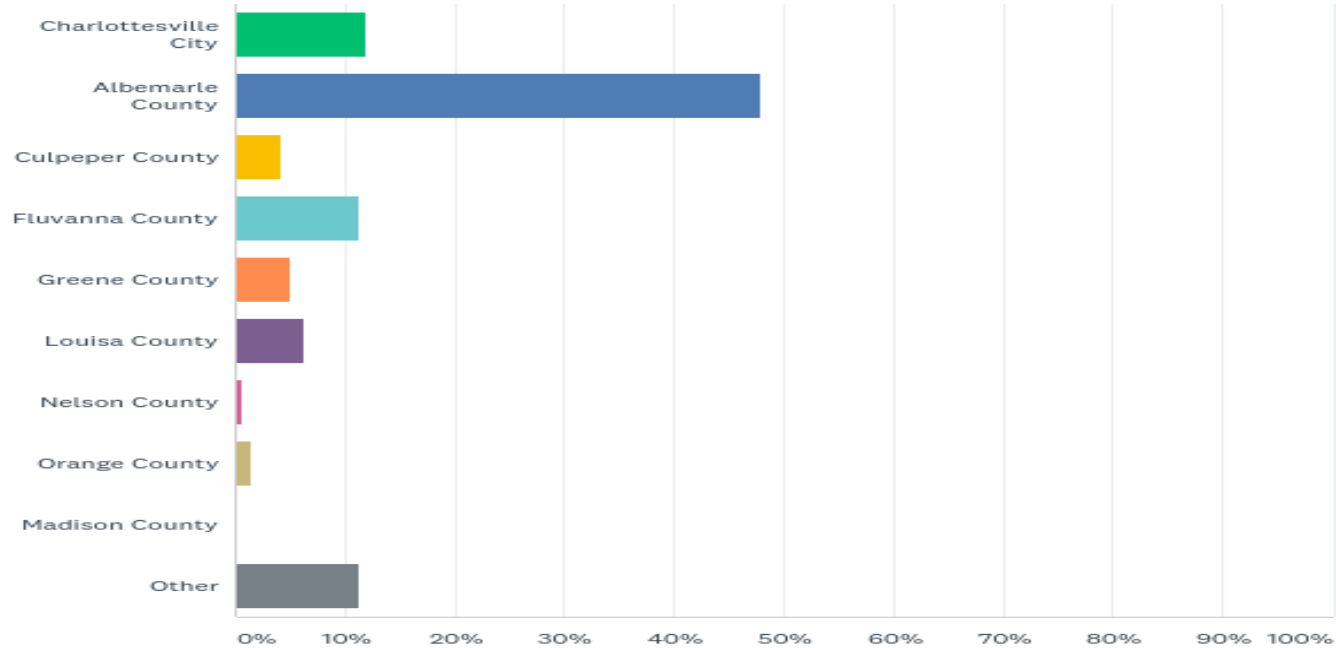
Total Responses

Note: Participation rate cannot be determined due to use of open web link

Survey Window: December 5, 2018 – January 25, 2019

Q1: Where do you reside?

Answered: 142 Skipped: 1



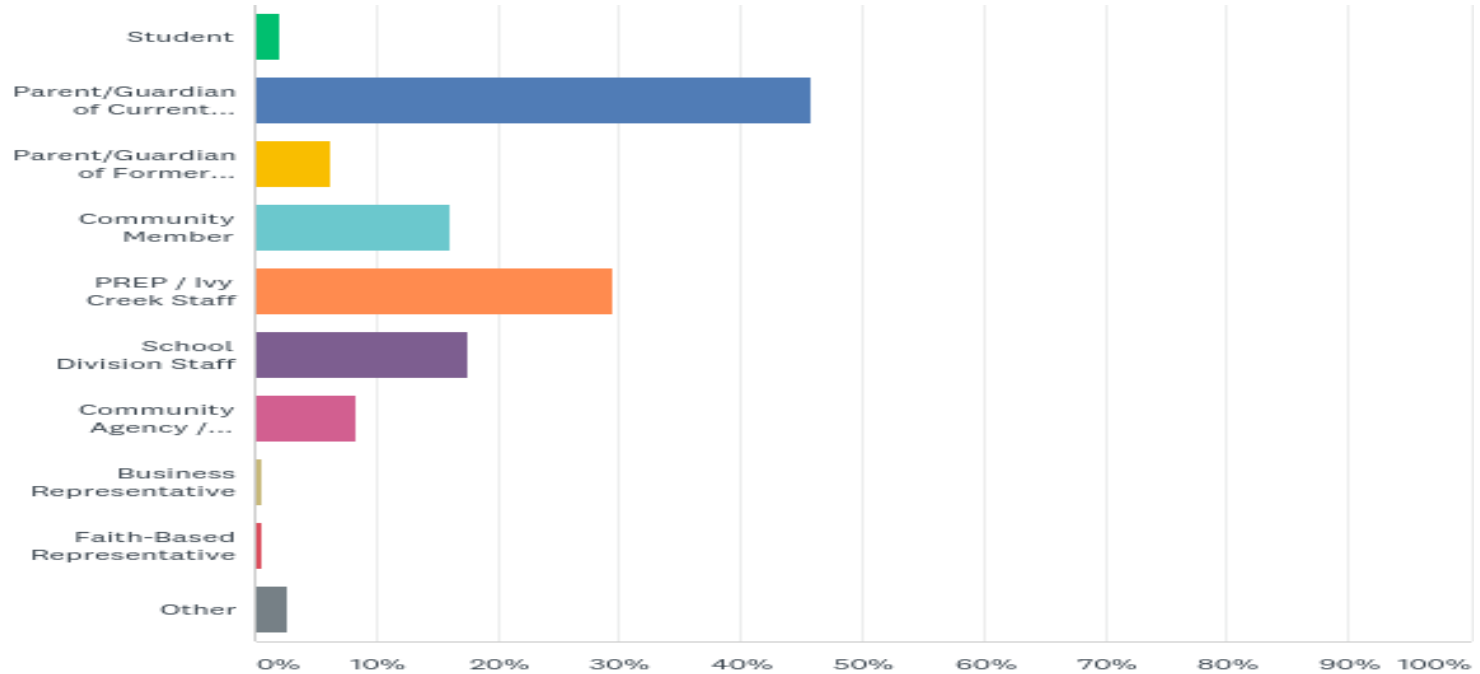
Q1: Where do you reside?

Answered: 142 Skipped: 1

ANSWER CHOICES	RESPONSES	
Charlottesville City	11.97%	17
Albemarle County	47.89%	68
Culpeper County	4.23%	6
Fluvanna County	11.27%	16
Greene County	4.93%	7
Louisa County	6.34%	9
Nelson County	0.70%	1
Orange County	1.41%	2
Madison County	0.00%	0
Other	11.27%	16
TOTAL		142

Q2: Which of the following represents you? Please select all that apply.

Answered: 142 Skipped: 1



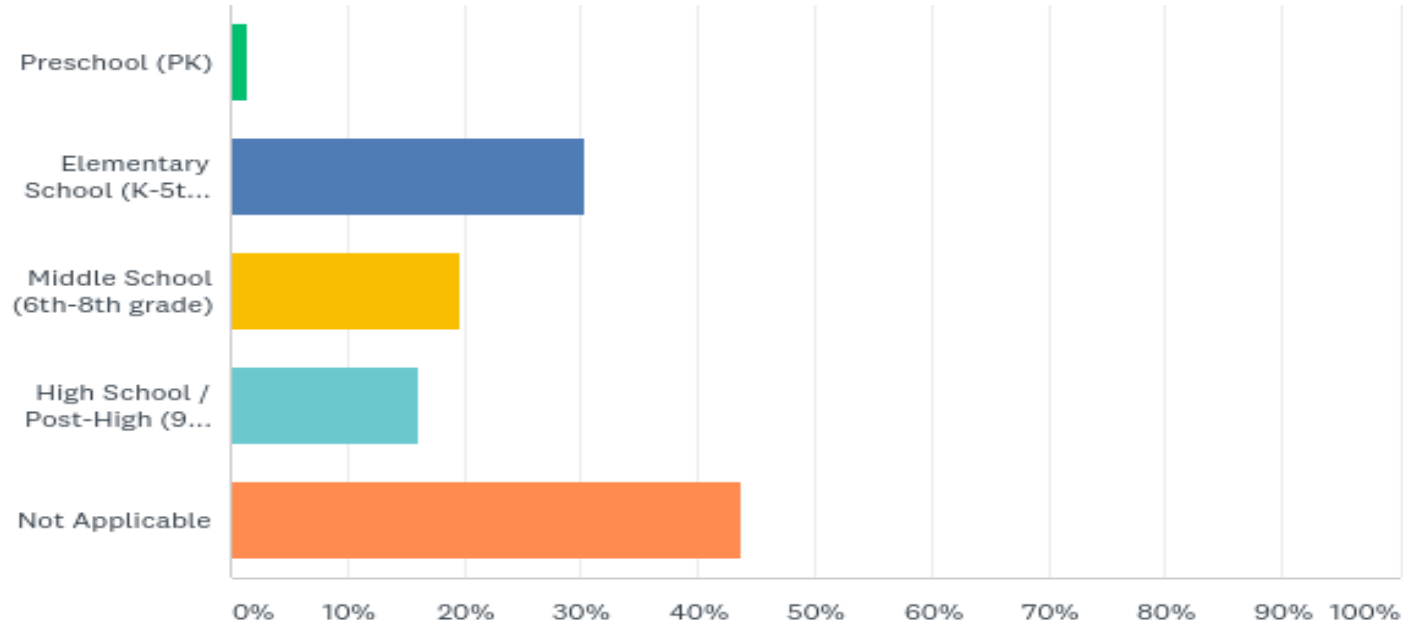
Q2: Which of the following represents you? Please select all that apply.

Answered: 142 Skipped: 1

ANSWER CHOICES	RESPONSES	
Student	2.11%	3
Parent/Guardian of Current Student (PK-12)	45.77%	65
Parent/Guardian of Former Student (PK-12)	6.34%	9
Community Member	16.20%	23
PREP / Ivy Creek Staff	29.58%	42
School Division Staff	17.61%	25
Community Agency / Provider (primarily focused on or related to individuals with disabilities)	8.45%	12
Business Representative	0.70%	1
Faith-Based Representative	0.70%	1
Other	2.82%	4
Total Respondents: 142		

Q3: I am the parent/guardian or family member of a student in:

Answered: 142 Skipped: 1



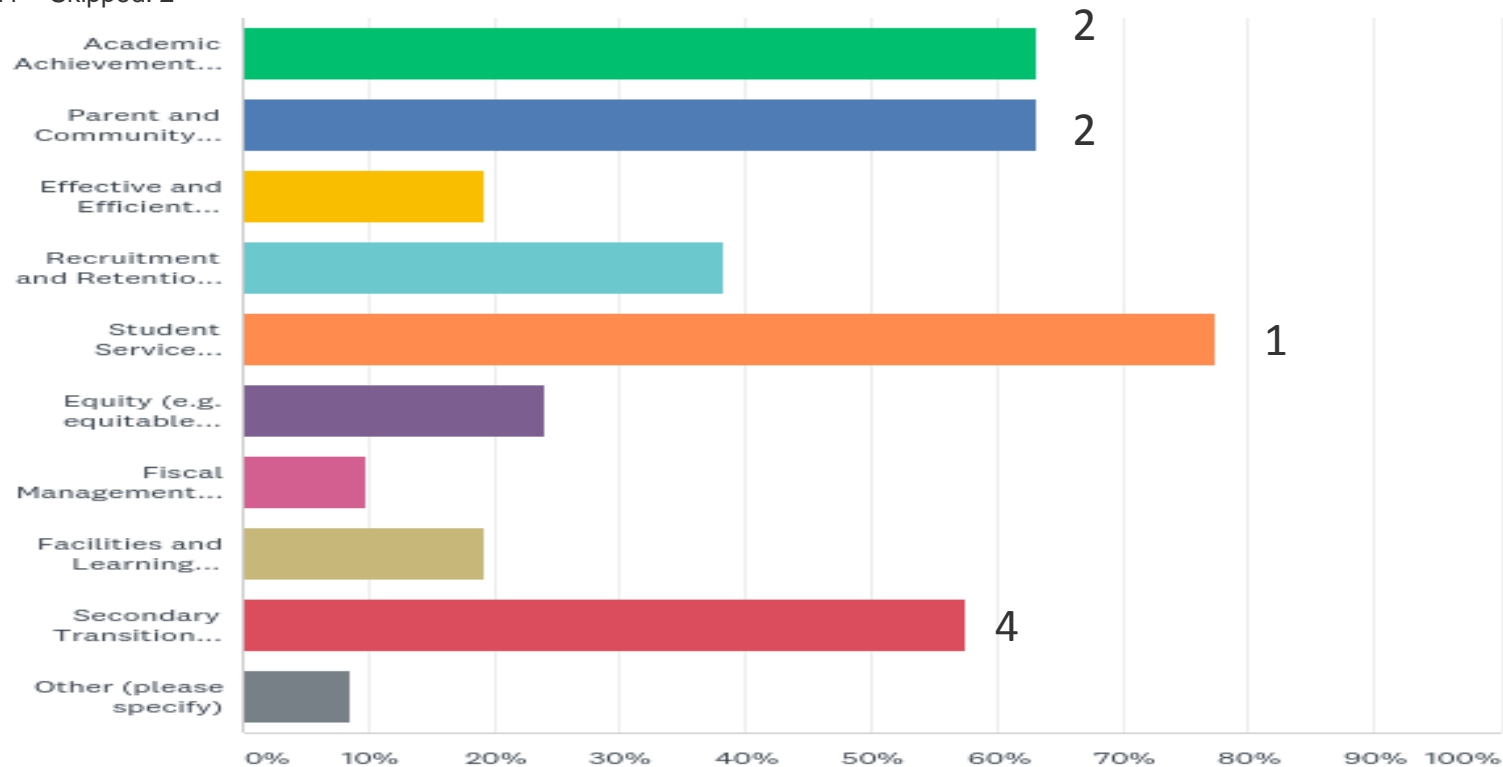
Q3: I am the parent/guardian or family member of a student in:

Answered: 142 Skipped: 1

ANSWER CHOICES	RESPONSES	
Preschool (PK)	1.41%	2
Elementary School (K-5th grade)	30.28%	43
Middle School (6th-8th grade)	19.72%	28
High School / Post-High (9th – 12th grade)	16.20%	23
Not Applicable	43.66%	62
Total Respondents: 142		

Q4: What should be the primary focus for PREP (inclusive of Ivy Creek School)? Identify four (4) areas that are most important to you.

Answered: 141 Skipped: 2



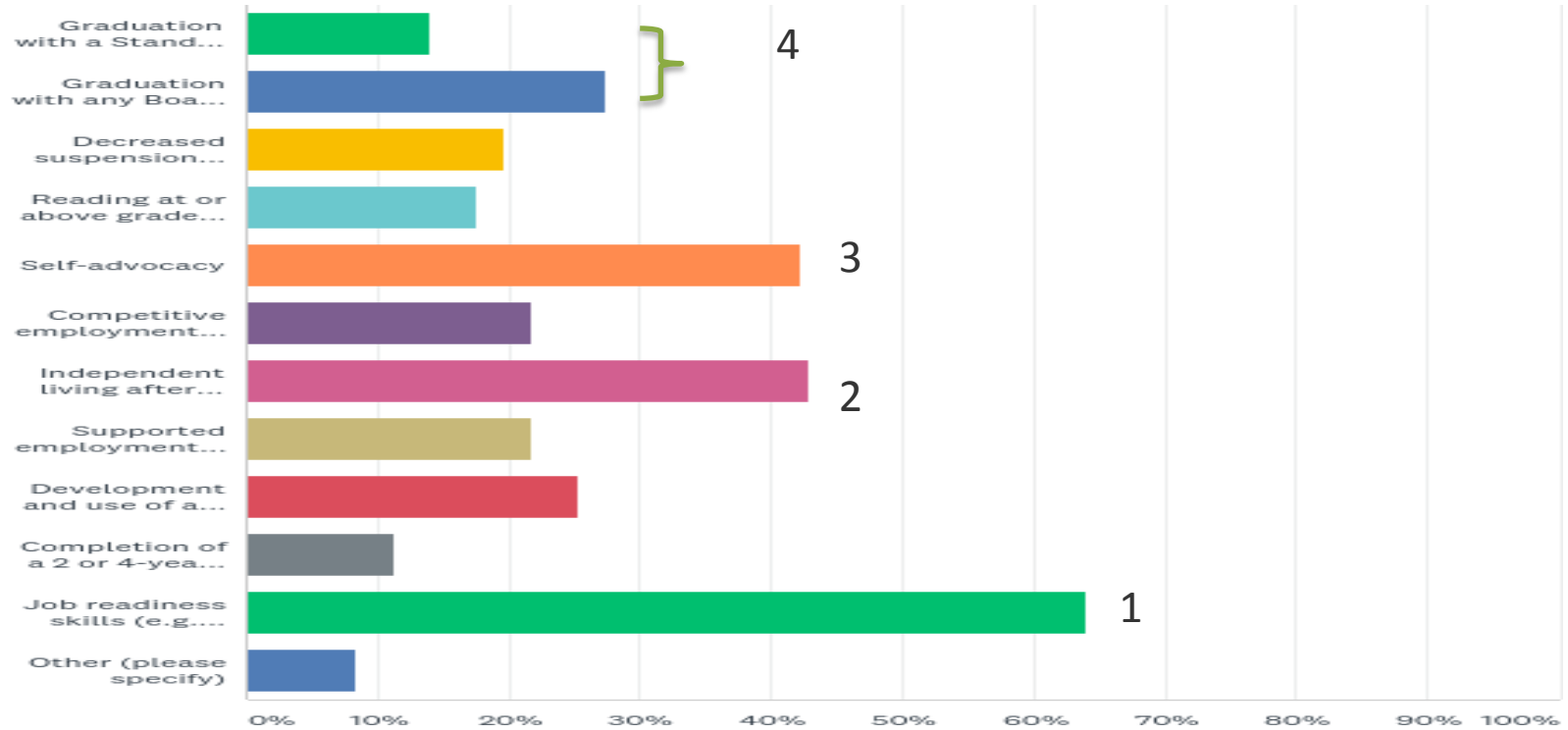
Q4: What should be the primary focus for PREP (inclusive of Ivy Creek School)? Identify four (4) areas that are most important to you.

Answered: 141 Skipped: 2

ANSWER CHOICES	RESPONSES	
Academic Achievement (e.g. reading, writing and math skills, graduation rates)	63.12%	89
Parent and Community Engagement (e.g. training/workshops, two-way communication, resource provision, inter-agency collaboration)	63.12%	89
Effective and Efficient Operations	19.15%	27
Recruitment and Retention of Effective Staff	38.30%	54
Student Service Supports (e.g. Social Emotional Learning, Attendance Supports, Counseling, Other Wrap Around Services)	77.30%	109
Equity (e.g. equitable resource allocation, access to programs, staffing)	24.11%	34
Fiscal Management (e.g. budget allocation, accountability measures, check and balances, budget transparency)	9.93%	14
Facilities and Learning Environment	19.15%	27
Secondary Transition Process / Post-Secondary Options for Students with Disabilities / (e.g. training, employment, living options after high school)	57.45%	81
Other (please specify)	8.51%	12
Total Respondents: 141		

Q5: Identify three (3) of the following indicators of success that are most important to you for students with disabilities.

Answered: 142 Skipped: 1



Q5: Identify three (3) of the following indicators of success that are most important to you for students with disabilities.

Answered: 142 Skipped: 1

ANSWER CHOICES	RESPONSES	
Graduation with a Standard Diploma	14.08%	20
Graduation with any Board Approved Diploma (e.g. Advanced Studies Diploma, Standard Diploma, Applied Studies Diploma)	27.46%	39
Decreased suspension and/or office disciplinary referrals	19.72%	28
Reading at or above grade level	17.61%	25
Self-advocacy	42.25%	60
Competitive employment after high school	21.83%	31
Independent living after high school (with assistance if appropriate)	42.96%	61
Supported employment after high school	21.83%	31
Development and use of a functional communication system	25.35%	36
Completion of a 2 or 4-year college or university	11.27%	16
Job readiness skills (e.g. collaboration, oral and written communication skills, problem-solving skills, etc.)	64.08%	91
Other (please specify)	8.45%	12
Total Respondents: 142		

41.54%

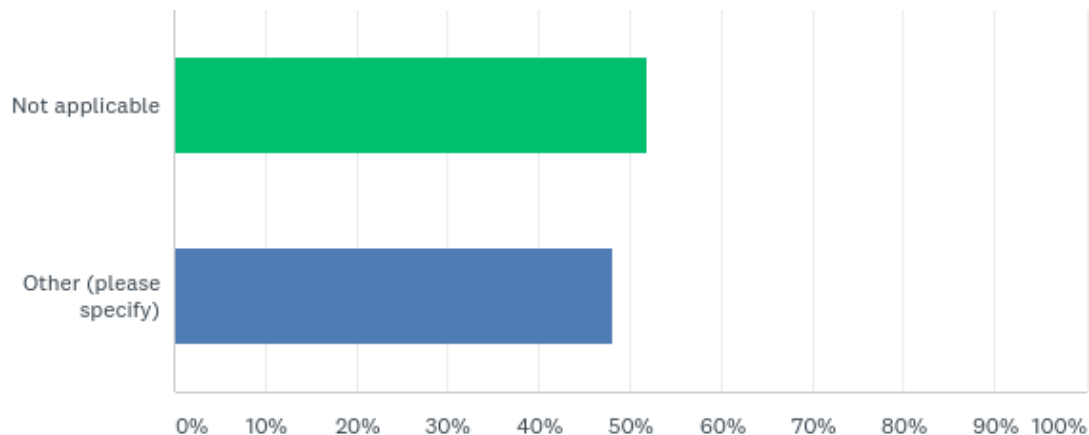
Q6: Identify your level of agreement with the following statements:

Answered: 140 Skipped: 3

PREP provides educational services that result in the social and emotional development of students with disabilities	77.7% Agree or Strongly Agree 18.71% Don't Know
PREP provides educational services that result in increased academic achievement for students with disabilities.	73.57% Agree or Strongly Agree 22.14% Don't Know
PREP staff provide quality professional development that results in increased student outcomes.	63.6% Agree or Strongly Agree 33.57% Don't Know
PREP staff provide quality professional development that results in enhanced staff capacity.	63.57% Agree or Strongly Agree 31.43% Don't Know
Students who receive PREP services (directly or through consultation with school division personnel) have positive post-secondary outcomes (e.g. employment, independent living, enrollment in 2 or 4-year colleges / universities, or enrollment in vocational training).	42.86% Agree or Strongly Agree 52.14% Don't Know

Q7: How can PREP improve in the area of Academic Achievement – Curriculum and Instruction?

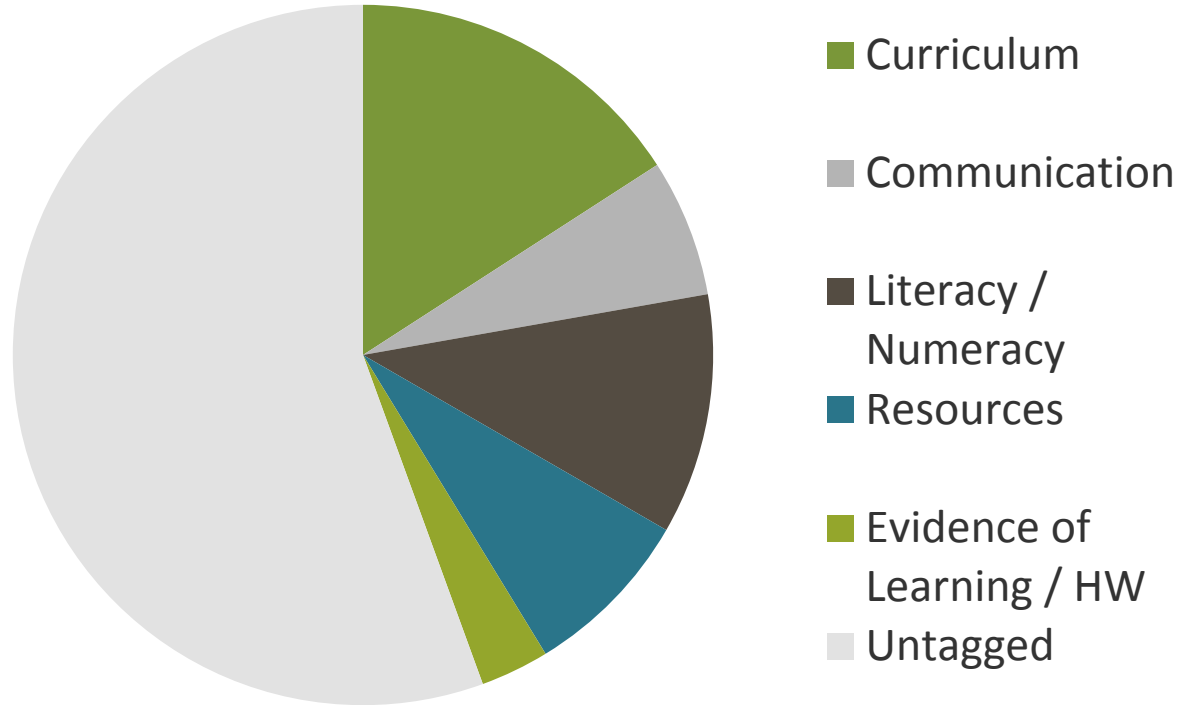
Answered: 131 Skipped: 12



Academic Achievement – Curriculum and Instruction

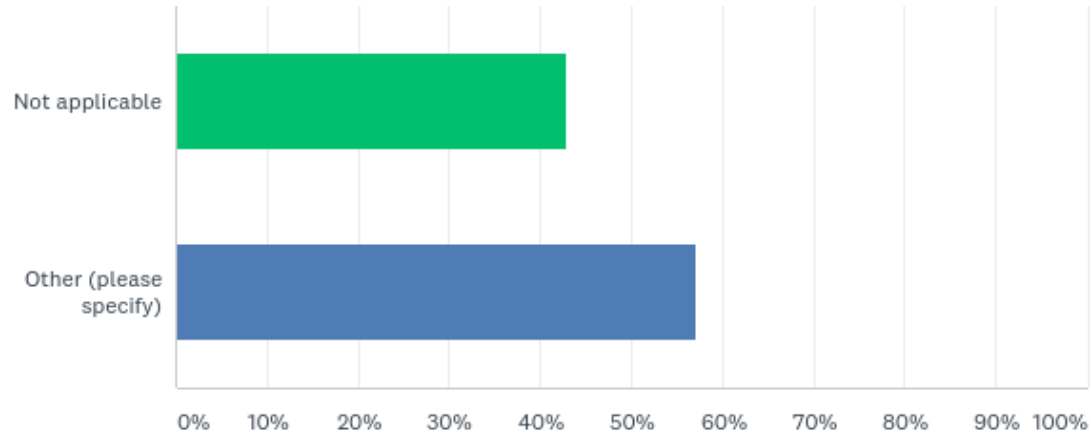
Percent of Other

How can PREP improve in the area of Academic Achievement – Curriculum and Instruction?



Q8: How can PREP improve in the area of Parent and Community Engagement?

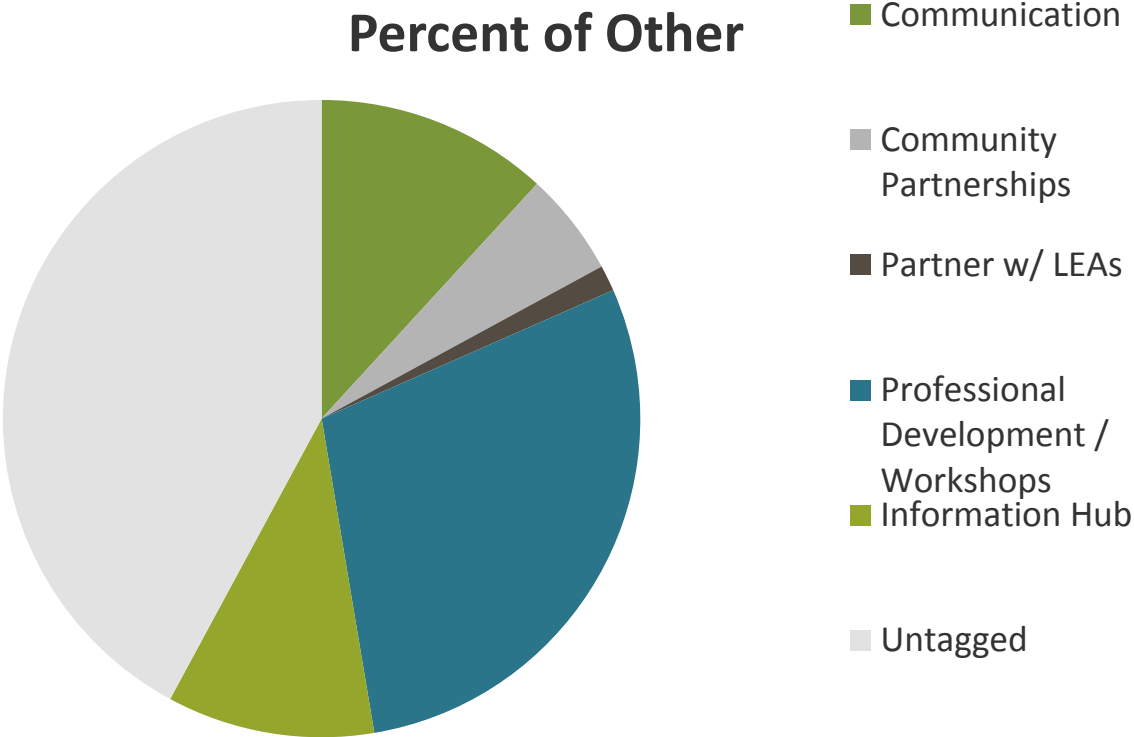
Answered: 128 Skipped: 15



Parent and Community Engagement

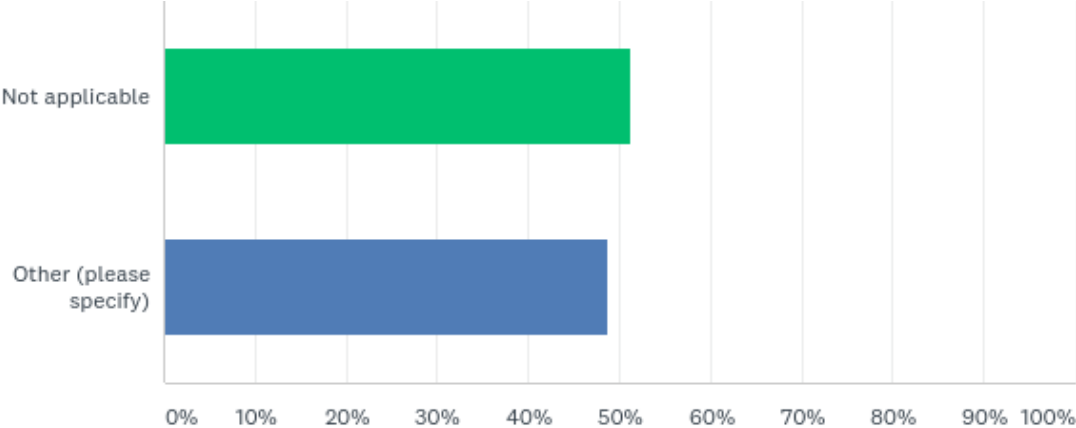
How can PREP improve in the area of Parent and Community Engagement?

Percent of Other



Q9: How can PREP improve in the area of Student Service Supports?

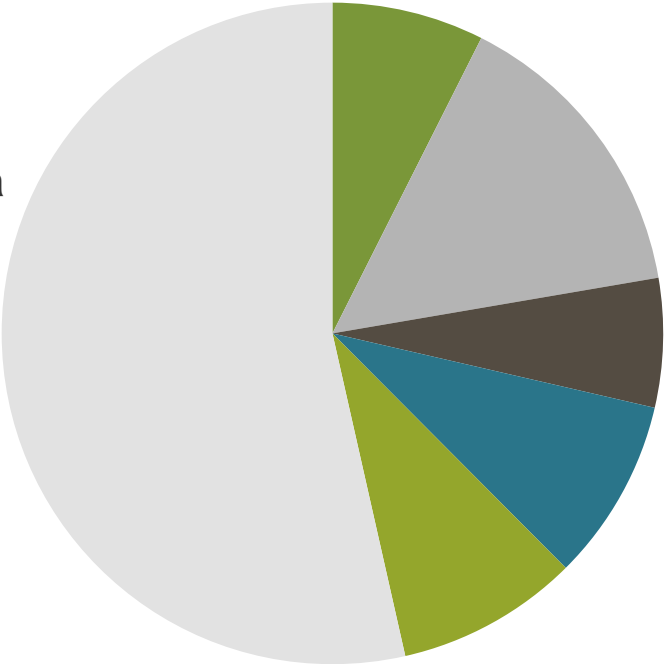
Answered: 127 Skipped: 16



Student Service Supports

Percent of Other

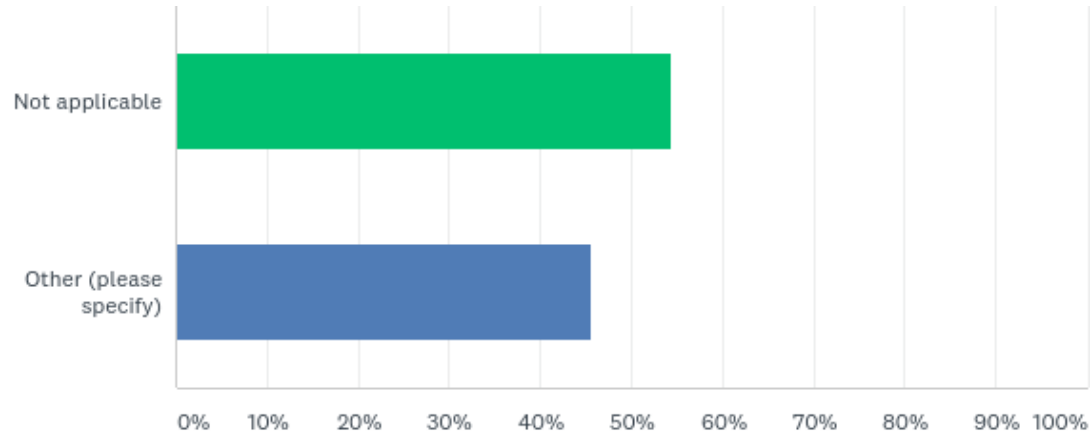
How can PREP improve in the area of Student Service Supports?



- Communication
- Coordination w/ Agencies
- High Quality Staff
- Mental Health SEL
- Transition Support

Q10: How can PREP improve in the area of Recruitment and Retention of Effective Staff?

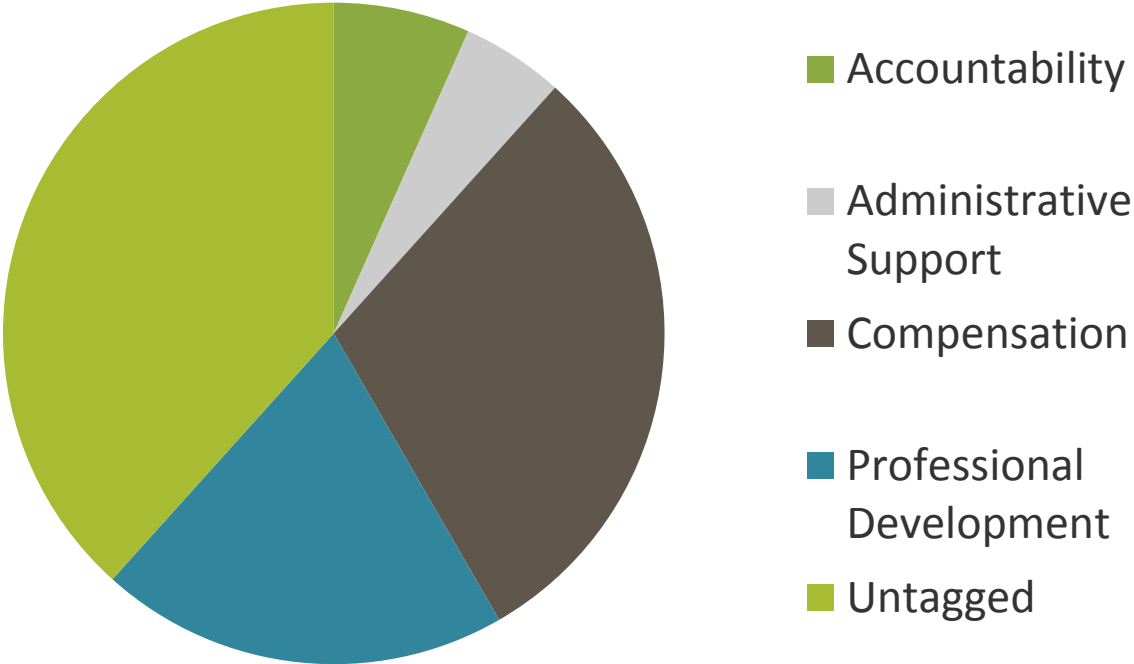
Answered: 127 Skipped: 16



Recruitment and Retention of Effective Staff

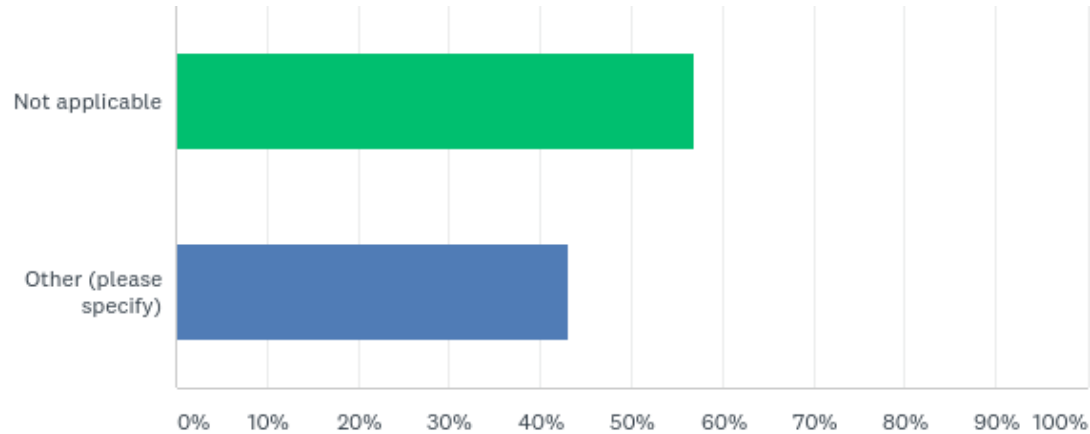
Percent of Other

How can PREP improve in the area of Recruitment and Retention of Effective Staff?



Q11: How can PREP improve in the area of Facilities and Learning Environment?

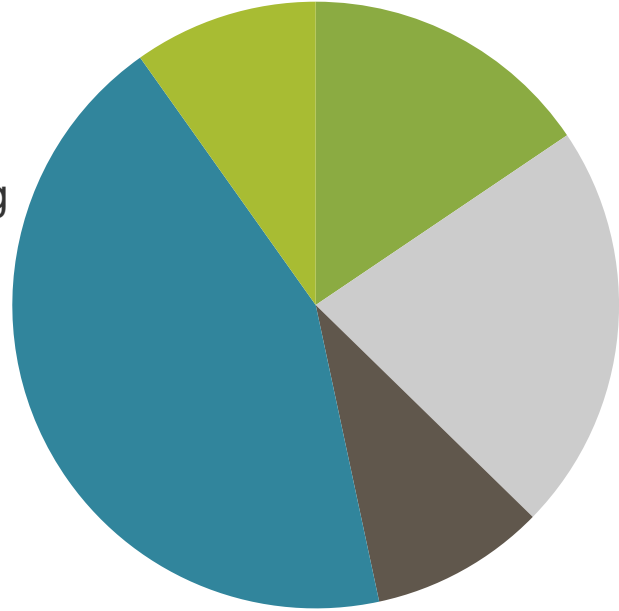
Answered: 125 Skipped: 18



Facilities and Learning Environment

Percent of Other

How can PREP improve in the area of Facilities and Learning Environment?



- Renovations
- Revamp Layout / Space Utilization
- Sensory Spaces
- Space Allocation
- Untagged

Questions

