

# LEGO Minifig



*Writing Prompts*

## St. Patrick's Day

© Homegrown Learners, LLC – 2015

[www.homegrownlearners.com](http://www.homegrownlearners.com)

Why not use your child's love of LEGO bricks and minifigures to inspire writing and creativity?

This download contains 10 writing prompts to get your LEGO lover thinking, creating, and WRITING. Each prompt is one page. If your child needs additional writing space I have included lined paper at the end for you to print.

Also included are minifigs to cut and color. Initially, your children may need some help getting their creative juices flowing.

Maybe YOU want to use the prompts and write alongside your child. Perhaps you want to challenge your child to write on a prompt and then share it with the family at dinner time, or mail it to grandma and grandpa.

Don't worry about spelling or grammar – the object is to get your child to WRITE and enjoy writing.

You can also use this download in conjunction with my other LEGO downloads, which can be found in the [LEGO Learning](#) section of my blog.

Please respect the fact that this download took time and work for me. I do not mind if you share this or link to it on your website, just please give credit where credit is due.

As always, feel free to contact me at:

Mary.Prather@homegrownlearners.com if you have any questions or comments.

# Grammar Rule

Abbreviations are commonly used with people's titles. For example:

Mister = Mr.

Missus = Mrs.


Doctor = Dr.

Junior = Jr.

Saint = St. (as in St. Patrick)

Practice using abbreviations as you complete your writing prompts. Keep track of how many you use and ask your parent/teacher if you are using them correctly.





Your minifig has turned into a leprechaun! What is his/her name, and how did he/she get that name? (use abbreviated titles if you can!)


Handwriting practice lines consisting of ten sets of three horizontal lines (top solid, middle dashed, bottom solid).



#2

Your leprechaun, \_\_\_\_\_, has gotten into  
A LOT of mischief. Describe what happened.

Handwriting practice lines consisting of ten sets of three horizontal lines (top solid, middle dashed, bottom solid) for writing a story.



Your leprechaun, \_\_\_\_\_, decides to travel to Ireland. How does he/she get there? What is the trip like?


Handwriting practice lines consisting of ten sets of three horizontal lines (top solid, middle dashed, bottom solid).



#4

Your minifig decides to pinch everyone that is NOT wearing green on St. Patrick's Day. What happens when people don't like being pinched?

Handwriting practice lines consisting of solid top and bottom lines with a dashed middle line, repeated ten times.



Build a LEGO® scene – maybe a pot of gold and a rainbow.  
Tell a story about your leprechaun minifig and that scene.

Handwriting practice lines consisting of ten sets of three horizontal lines (top solid, middle dashed, bottom solid).






#6

St. Patrick is the patron saint of Ireland. Find out something interesting about Ireland and write about it.

Handwriting practice lines consisting of ten sets of three horizontal lines (top solid, middle dashed, bottom solid).



Your leprechaun, \_\_\_\_\_, has gotten into trouble for playing a sneaky trick on St. Patrick's Day. What happened?

Handwriting practice lines consisting of solid top and bottom lines with a dashed middle line. There are ten sets of these lines provided for writing the answer.



#8

What can you build using only **GREEN** LEGO® bricks?  
Write a story about it.

Handwriting practice lines consisting of ten sets of three horizontal lines (top solid, middle dashed, bottom solid) for writing a story.



#9

Write a poem about your leprechaun minifig. (Remember to use abbreviations if you can!)


Handwriting practice lines consisting of ten sets of three horizontal lines (top solid, middle dashed, bottom solid) for writing a poem.




#10

Where does your leprechaun, \_\_\_\_\_, go  
when St. Patrick's Day is over?

Handwriting practice lines consisting of ten sets of three horizontal lines (top solid, middle dashed, bottom solid).





# Minifigs to Cut and Color

