

Welcome

Centennial Medical Center Tower Surgery is proud to offer you the finest in Early Morning Admission and Outpatient Services.

Location:

2300 Patterson Street, Nashville, Tennessee

Parking:

Please park in the Tower parking garage on 23rd Avenue (additional parking is available in the secured parking garage, across from the main entrance).

Registration 615-342-1547

Please come to the Garden Court on the 1st floor of the Tower. Proceed to Patient Registration, in order to complete the necessary paperwork. You will be personally escorted to the appropriate area for pre-admission testing.

Pre-Admission Testing 615-342-1601

Hours:

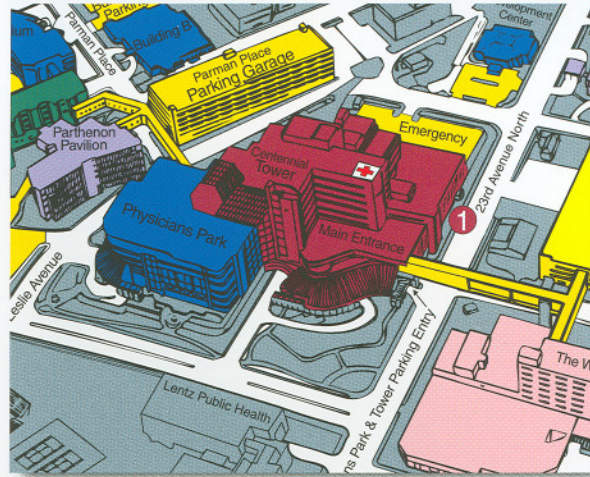
Monday - Friday, 5:30 a.m. - 5:30 p.m.

Early Morning Admission/ Outpatient Surgery Number: 615-342-1099

Family Waiting Area

A comfortable waiting area is available within the Early Morning Admission/Outpatient Surgery Unit.

Centennial Medical Center • Tower Surgery




Directions to Centennial Medical Center

From I-40, take Exit #209 at Charlotte Avenue. Drive west on Charlotte (away from downtown), turn left onto 23rd Avenue North. Centennial Medical Center is located one block south on the right (1 on map above). Parking — free tower underground parking is located on 23rd Avenue North across from Murphy Avenue. Park in the Tower Hospital (Green or Orange) Section. Take the Visitor elevator to the 1st floor and proceed into the Garden Court and to Patient Registration.

Centennial Medical Center Tower Surgery

An overview



 **Centennial
Medical Center**

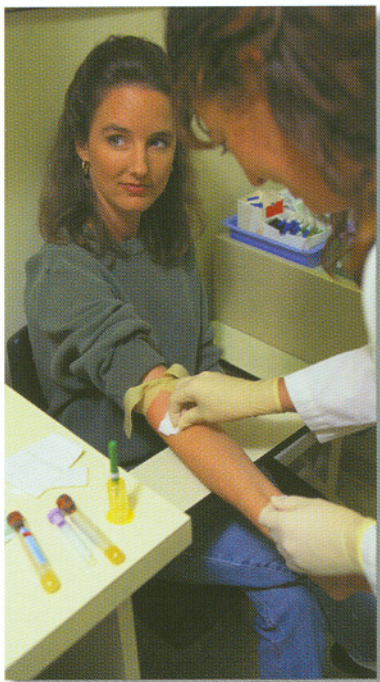
TRI STAR HEALTH SYSTEM.

2300 Patterson Street • Nashville, TN 37203
615-342-1000 or 1-800-251-8200

 **Centennial
Medical Center**

TRI STAR HEALTH SYSTEM.

Pre-Admission Testing Process



Why

Completing this process enables us to safely care for you.

What

- Pre-registration.
- Diagnostic blood tests, x-rays and an EKG (if ordered by your doctor).
- Talking with an anesthesia physician or nurse.
- Pre-procedure nurses will take your medical history and give you instructions.

Please Bring

- Insurance cards.
- Prescription medications.
- Guardian papers (persons under 18 years of age will need parent or legal guardian to sign consent forms).
- Copy of advance directives.

Where

The patient registration office is in the

Garden Court, located on the first floor of the Tower at Centennial Medical Center.

When

Appointments can be arranged through your physician's office or by calling **615-342-1555**. For your convenience, pre-admission testing is available from 5:30 a.m. to 5:30 p.m. Monday through Friday. It is recommended that you pre-admit at least 48 hours to 7 days prior to your surgical procedure. Pre-admission process may take up to 3 hours.

Before The Day of Your Procedure

- Arrange for someone to drive you to and from the hospital. Driving is not advisable for patients who receive sedation or anesthesia.
- Contact your doctor if you become ill with a fever, sore throat or other illness.
- Contact your doctor if you need instructions concerning your morning insulin or medication.

The Day of Your Procedure

- Do not eat or drink anything after midnight the night before your procedure (unless otherwise instructed by your doctor).
- Leave all valuables at home.
- Remove all jewelry, including body piercing jewelry and leave at home.
- Remove all colored nail polish (clear is okay) and make-up.
- Call **342-1601** with any questions.
- If you have not completed the pre-admission testing process, please arrive at the patient registration office located in the Garden Court, on the first floor of the Tower, 3 hours prior to your procedure (no earlier than 5:30 a.m. Monday – Friday).
- If you have completed the pre-admission testing process, you should arrive in the appropriate Surgery Waiting Area at the time instructed by your Doctor or pre-admission testing nurse.
- Family members may visit in the pre/post-procedure area and then wait in the Waiting Area during the patients' procedure.

- Overnight patients' and inpatients' family members will be given the hospital room




number when the patients' recovery time is completed.

- Outpatients' family members may visit the patient upon their return to the pre/post-procedure area.

Management of Pain

- Notify your nurse as soon as pain starts.
- Help the nursing staff to measure your pain by using the following pain scale.



- Your doctor may give you a prescription for pain when you go home. Take this medicine as directed and if it does not help ease the pain, contact your doctor.

When You Go Home

- Following anesthesia and/or sedation, arrange for someone to drive you home from the hospital. It is advisable to have a friend or relative stay with you the first 24 hours following the procedure.
- You will receive follow-up instructions before you leave.
- If any questions arise, call your doctor.
- If you have an emergency and you or your caretaker are unable to reach your doctor please go to the nearest Emergency Room or call 911.

Your well-being, safety and satisfaction are of great concern to our staff.