



# DEVELOPMENTAL DISABILITY *wa*

## Access to Dental Care

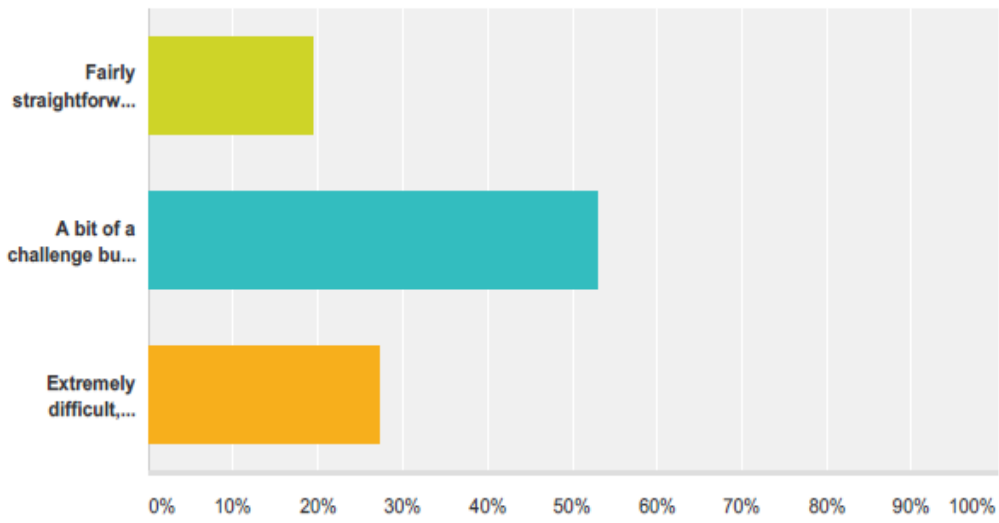
for people with disability in Western Australia

February 2016

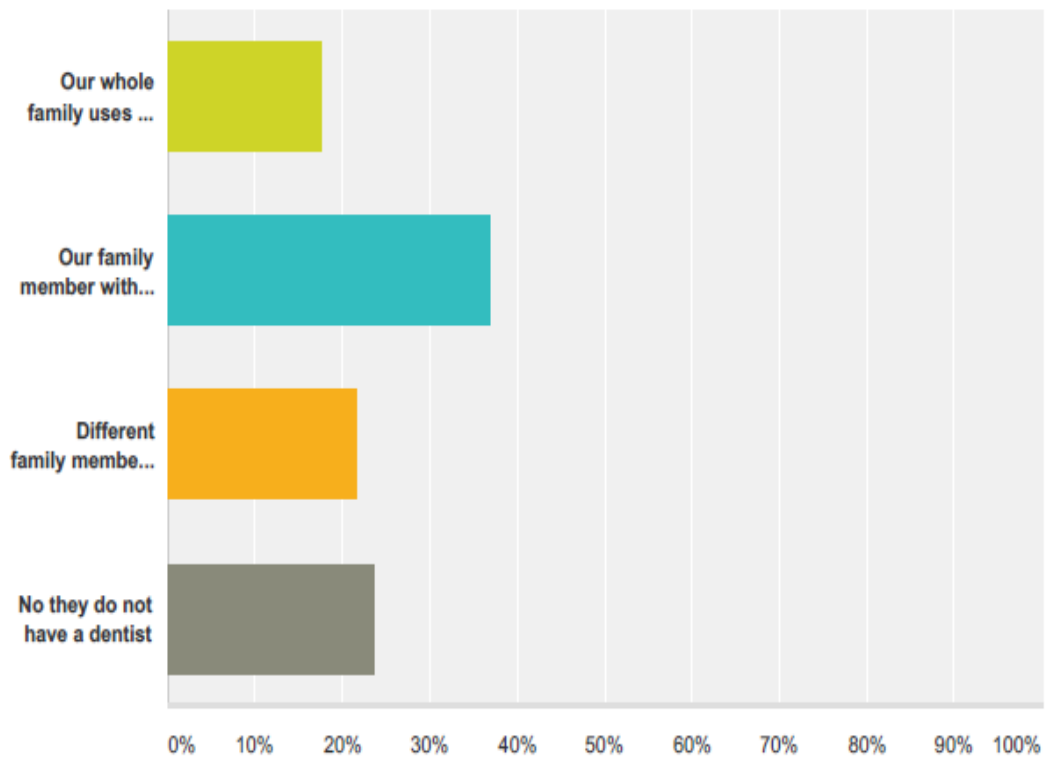


### Q1 For your family member with a disability, is the daily routine of teeth cleaning:

Answered: 164 Skipped: 5



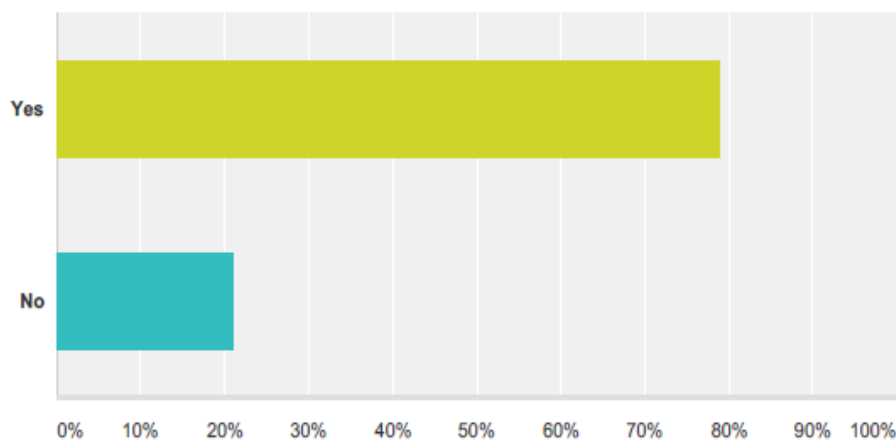
Answer Choices	Responses
Fairly straightforward	19.51% 32
A bit of a challenge but manageable	53.05% 87
Extremely difficult, sometimes impossible	27.44% 45
<b>Total</b>	<b>164</b>



Answer Choices	Responses
Our whole family uses the same dentist	17.83% 28
Our family member with disability has their own dentist, or more than one dentist	36.94% 58
Different family members have different dentists	21.66% 34
No they do not have a dentist	23.57% 37
<b>Total</b>	<b>157</b>

### Q3 Does your child or family member's disability affect their capacity to participate in dental examinations and treatment?

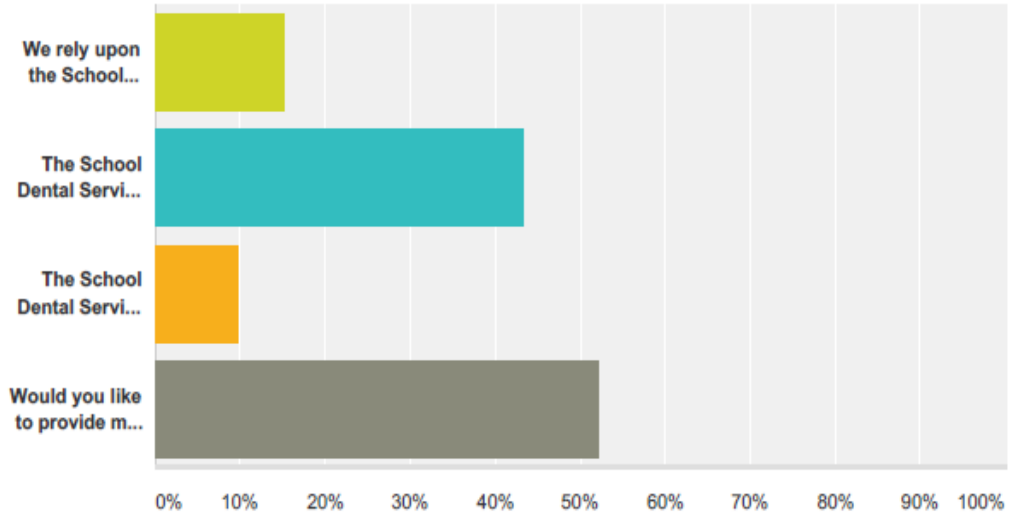
Answered: 156 Skipped: 13



Answer Choices	Responses
Yes	78.85% 123
No	21.15% 33
<b>Total</b>	<b>156</b>

### Q4 If your child is of school age, what is your experience of the School Dental Service?

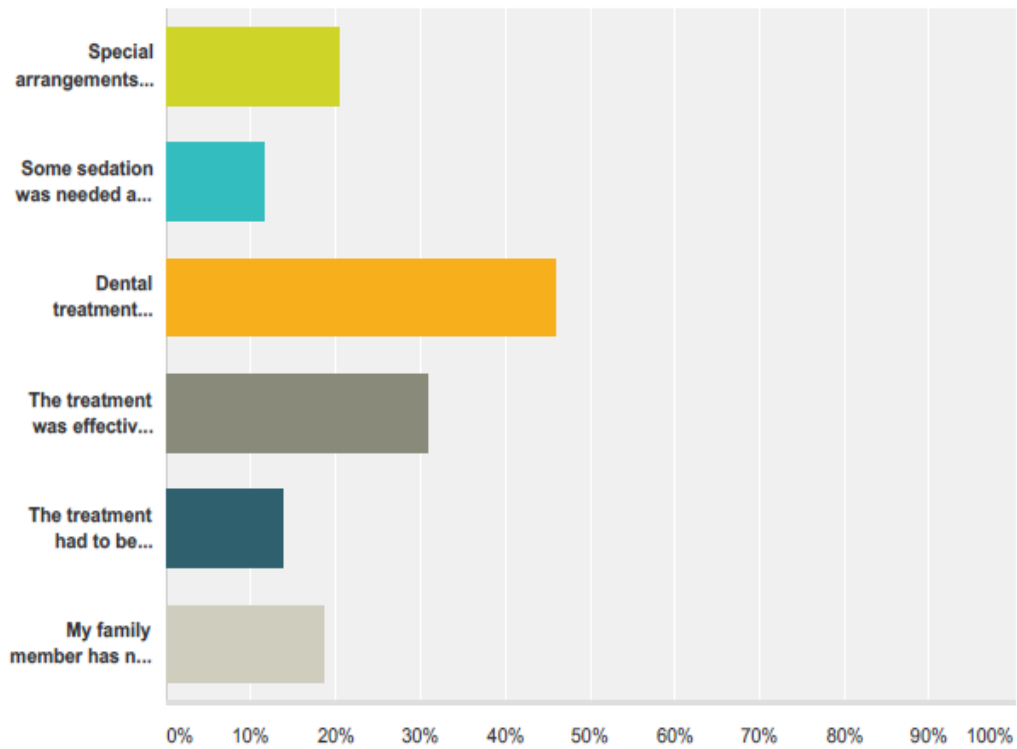
Answered: 92 Skipped: 77



Answer Choices	Responses
We rely upon the School Dental Service for all dental care	15.22% 14
The School Dental Service is not able to provide care for my child	43.48% 40
The School Dental Service has been flexible and able to assist my child	9.78% 9
Would you like to provide more information?	52.17% 48
<b>Total Respondents: 92</b>	

### Q5 If you been able to access dental treatment

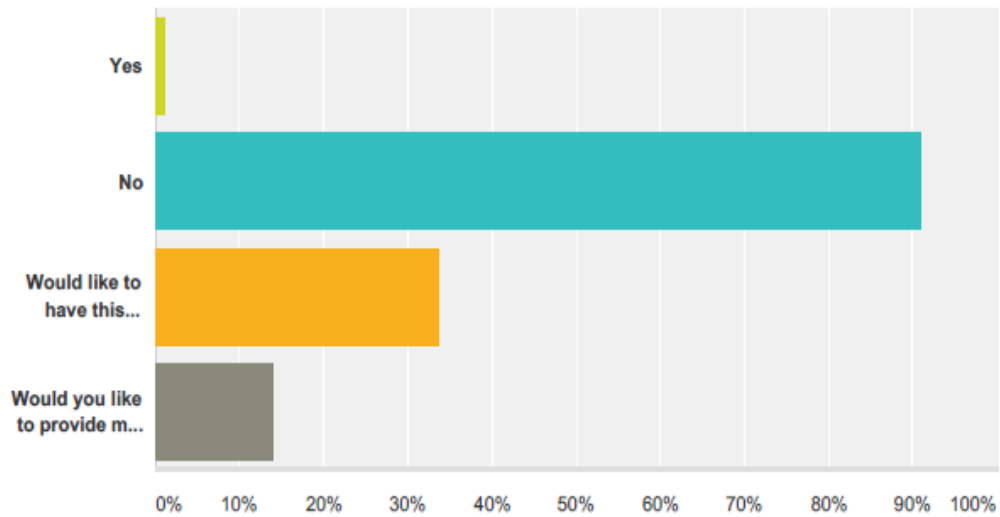
Answered: 146 Skipped: 23



Answer Choices	Responses
Special arrangements were needed to attend the local practice	20.55% 30
Some sedation was needed at the general dentist	11.64% 17
Dental treatment needed to be performed at a day surgery/hospital	45.89% 67
The treatment was effective and completed	30.82% 45
The treatment had to be abandoned due to difficulties	13.70% 20
My family member has not been yet able to access the dental treatment required	18.49% 27
<b>Total Respondents: 146</b>	

### Q6 Have you ever had a Dental professional (including Hygienist, Therapist or Dentist) come to your home for examination or treatment?

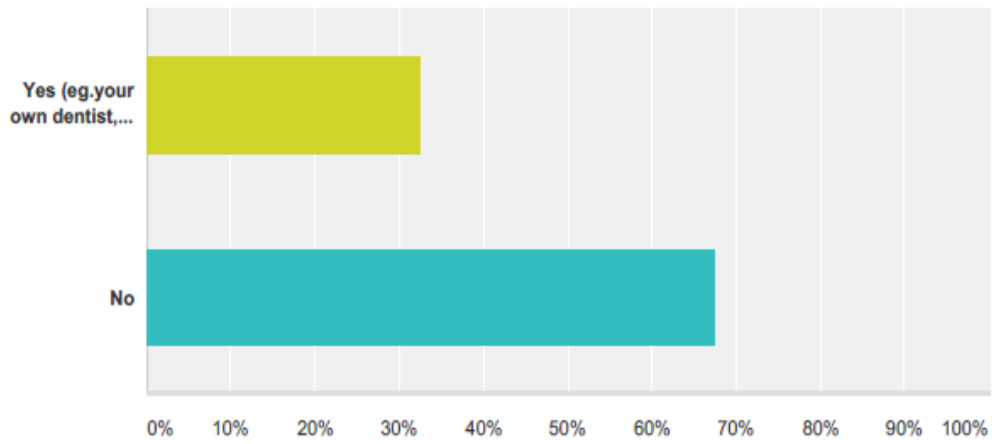
Answered: 157 Skipped: 12



Answer Choices	Responses
Yes	1.27% 2
No	91.08% 143
Would like to have this option	33.76% 53
Would you like to provide more information?	14.01% 22
<b>Total Respondents: 157</b>	

### Q7 Have you had to find urgent dental care due to pain or other problem?

Answered: 154 Skipped: 15

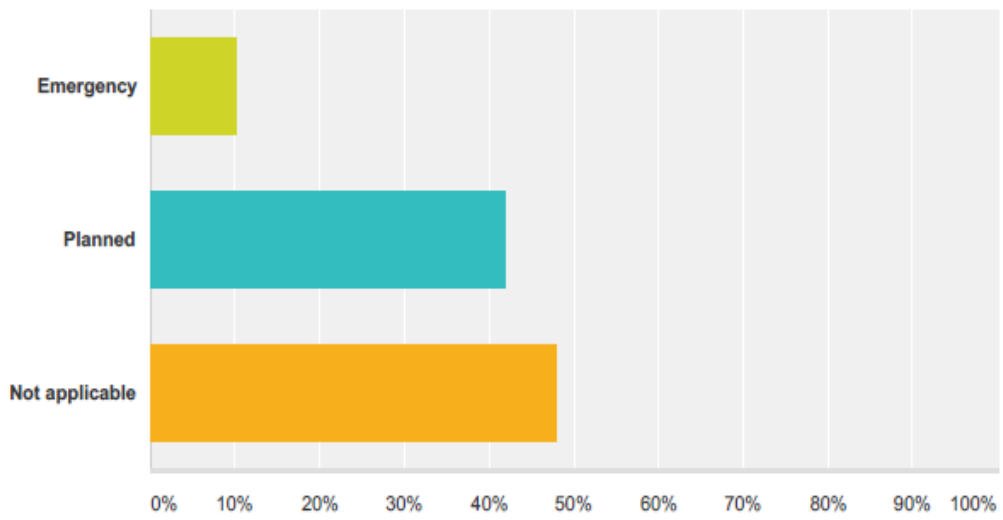


Answer Choices	Responses	
Yes (eg.your own dentist, hospital, emergency after hours etc)	32.47%	50
No	67.53%	104
<b>Total</b>		<b>154</b>



### Q8 On what basis has the complex surgery been provided?

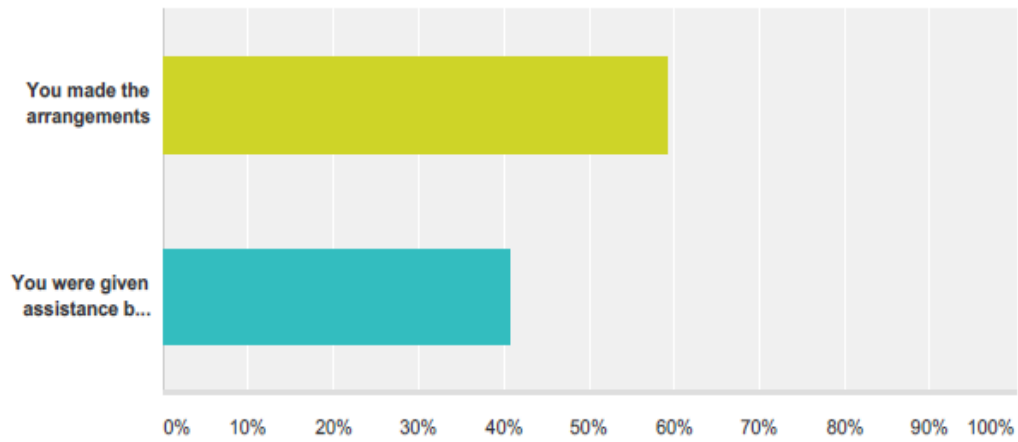
Answered: 148 Skipped: 21



Answer Choices	Responses
Emergency	10.14% 15
Planned	41.89% 62
Not applicable	47.97% 71
<b>Total</b>	<b>148</b>

### Q9 If your family member needed complex surgery, how were the arrangements made?

Answered: 86 Skipped: 83



Answer Choices	Responses
You made the arrangements	59.30% 51
You were given assistance by another medical/dental practitioner	40.70% 35
<b>Total</b>	<b>86</b>

**Q10 Please share your experiences,  
whether these are positive or negative.**

Answered: 85 Skipped: 84

**Q11 Would you mind letting us know what type of disability you / your family member has?**

Answered: 40 Skipped: 129

\* This question was added in after the survey had first been sent out hence the lower number of responses to this particular question. It was thought that having a better idea about the type of disability an individual had may provide further insight into the particular experiences and particular requirements for future plans in dental care.

**Q12 We would like to keep in touch to update you about this and other work - please provide your contact details below:**

Answered: 86 Skipped: 83

Answer Choices	Responses	
Name	98.84%	85
Company	0.00%	0
Address	30.23%	26
Address 2	4.65%	4
Suburb/Town	89.53%	77
State/Province	31.40%	27
ZIP/Postal Code	32.56%	28
Country	0.00%	0
Email Address	91.86%	79
Phone Number	79.07%	68