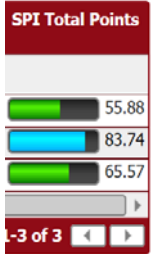


Overview of Elk Point-Jefferson 2015-16 Report Card



State of South Dakota View Calculation Guide

2015-2016 Report Card Academic Year **2015-2016** ▾

Report Type: **State Report Card** | District Report Cards | **School Report Cards**

District: All Districts ▾ Title I Designation: All Designations ▾ **APPLY FILTER** **CLEAR FILTER**

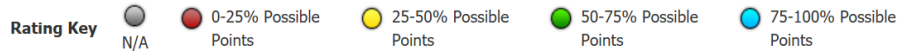
School Type: All School Types ▾ Classification: All ▾

Student Population: Gap Ratio 0% 100% Size 0 500+

Report Card

School Name	Classification	Student Achievement	Attendance	Academic Growth	High School Completion	College and Career Readiness
<input type="text"/>	Select Filter ▾					
Elk Point-Jefferson Elementary - 02	Progressing	●	●	●		
Elk Point-Jefferson High School - 01	Status	●			●	●
Elk Point-Jefferson Middle School - 03	Progressing	●	●	●		

Go to page: Show rows: 1-3 of 3



Overview of Elk Point-Jefferson 2015-16 Report Card

Elk Point-Jefferson Elementary - 02

2015-2016 Report Card Academic Year 2015-2016 District Elk Point-Jefferson School Elk Point-Jefferson APPLY [View Calculation Guide](#)

Overview **SPI Details** Student Achievement Academic Growth Attendance All Assessed Student Roster

School Classification: **Progressing**
Title I Designation: Targeted Assistance

Performance Indicators

Indicator	Percentage
Percent attending 94% or more of enrolled days	~95%
ELA Multi Year - Proficiency	~65%
Math Multi Year - Proficiency	~55%
ELA Current Year - Participation	~95%
Math Current Year - Participation	~95%
ELA Academic Growth	~55%
Math Academic Growth	~30%

School Performance Index

SPI Total Points	55.88%
55.88 out of possible 100	
Academic Growth	32.25%
12.9 out of possible 40	
Attendance	94.99%
19 out of possible 20	
Student Achievement	59.95%
23.98 out of possible 40	

Elk Point-Jefferson Middle School - 03

2015-2016 Report Card Academic Year 2015-2016 District Elk Point-Jefferson School Elk Point-Jefferson APPLY [View Calculation Guide](#)

Overview **SPI Details** Student Achievement Academic Growth Attendance All Assessed Student Roster

School Classification: **Progressing**
Title I Designation: Non-Title I

Performance Indicators

Indicator	Percentage
Percent attending 94% or more of enrolled days	~85%
ELA Multi Year - Proficiency	~65%
Math Multi Year - Proficiency	~65%
ELA Current Year - Participation	~95%
Math Current Year - Participation	~95%
ELA Academic Growth	~65%
Math Academic Growth	~75%

School Performance Index

SPI Total Points	65.57%
65.57 out of possible 100	
Academic Growth	57.45%
22.98 out of possible 40	
Attendance	87.42%
17.48 out of possible 20	
Student Achievement	62.77%
25.11 out of possible 40	

Elk Point-Jefferson High School - 01

[View Calculation Guide](#)

2015-2016 Report Card

Academic Year

2015-2016

District

Elk Point-Jeffer..

School

Elk Point-Jeffer..

APPLY

- Overview
- SPI Details
- Student Achievement
- High School Completion
- College and Career Readiness
- All Assessed
- Student Roster

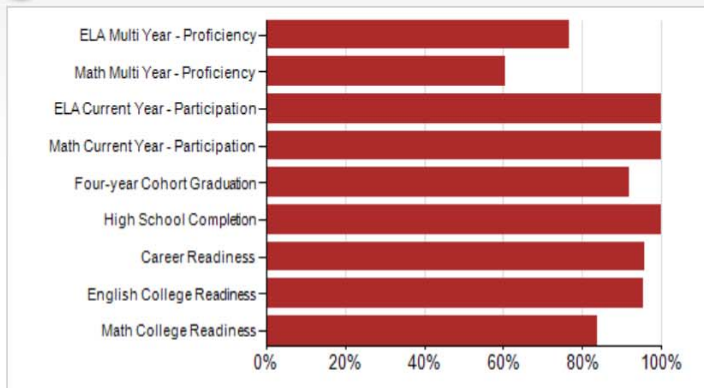
Overview

School Classification: Status

Title I Designation: Non-Title I



Performance Indicators



School Performance Index

SPI Total Points	83.74%
83.74 out of possible 100	
College and Career Readiness	91.67%
27.5 out of possible 30	
High School Completion Indicator	95.90%
28.77 out of possible 30	
Student Achievement	68.67%
27.47 out of possible 40	