

Summer Data Collection - Ongoing

Collection Instrument	Types of Data	Tab(s) in Codebook	Sample Variable Names
School File Data provided by institution, not students	Retention and enrollment <ul style="list-style-type: none"> credits grades off campus study enrollment transfer or graduate 	School Info	SF_EnrollF2 SF_CreditsEarnedS1X SF_SemGPA_W1 SF_OffCampF1 SF_Graduated SF_Transferred

Fall Data Collect – Time 1 (T1)


Collection Instrument	Types of Data	Tab(s) in Codebook	Sample Variable Names
School File Data provided by institution, not students	<ul style="list-style-type: none"> Race Gender Major Financial aid Test scores (SAT, ACT, Compass) 	School Info	SF_MaleT1 SF_RaceT1 SF_Grants_FedYesT1 SF_SAT_Verbal SF_COMPASS_Algebra SF_ACTAbilityT1


Registration File



- Demographics
- Family information
- High school experiences

Reg. Form T1


- DemMaleT1
- DemRaceT1
- DemHispanicT1
- DemNumSibsFourMoreT1
- DemDisabilT1
- DemMomEdT1
- DemDadEd4yrDegT1
- DemParentIncomeGT50KLT100KT1
- HSACTTAbilityT1X
- HSRaceCompHalfT1
- AspEdGoalMasterDegT1
- TransCred_HSAP
- HSInvSocializingT1
- DemCitizenshipUSCitT1


Collection Instrument	Types of Data	Tab(s) in Codebook	Sample Variable Names
<p>Student Survey</p> 	<p>Beginning college views concerning:</p> <ul style="list-style-type: none"> • diversity • life/career goals • academic motivation • attitude toward reading • politics <p>Also data on physical health issues:</p> <ul style="list-style-type: none"> • Smoking • Drinking • Exercise • Sleep 	<p>Student Survey T1</p>	<p>GLArtsT1 GLSuperviseT1 GLHelpOthersT1 GLCulturalUnderstandingT1 GLMoneyT1 DivODiscussT1 DivOValuesInCollegeT1 DivOUnderstandSelfT1 AcMoWorkHardLearnT1 AcMoTestSuccessPrepT1 LitEnjoyPoetLitT1 LitEnjoyWritingIdeasT1 LitWriteSeeDiffT1 LitGoodReadNeverBoredT1 PoliticalViewsT1 HlthOverallT1 HlthExerciseT1 HlthAlcoholHST1 HlthAlcoholBingeT1 HlthSmokingT1 HlthSmokeNoneT1 HlthSmoke1PackorLessT1 HlthSleepDeprivedT1</p>
		<p>OtherPre-TestsOutcomesT1</p>	<p>HSInvolveScaleT1 GLContributeArtsScaleMeanT1 GLPolSocInvolveScaleMeanT1 GLProfSuccessScaleMeanT1 GLContributeSciencesScaleMeanT1 AcademicMotivationScaleMeanT1 Div0ScaleT1 LitScaleT1</p>


Collection Instrument	Types of Data	Tab(s) in Codebook	Sample Variable Names
<p>Assessments</p> 	<ul style="list-style-type: none"> • Leadership = SRLSR2 (Socially Responsible Leadership Scale) • Intercultural Development – MGUDS (Miville-Guzman Universality Diversity Scale) • Well-being – Ryff (Ryff Psychological Scales of Well-being) • Need for Cognition 	<p>Assessments T1</p>	<p>SRLSR2ConsciousnessScaleMeanT1 SRLSR2CongruenceScaleMeanT1 SRLSR2CommitmentScaleMeanT1 SRLSR2CollaborationScaleMeanT1 SRLSR2CommonPurposeScaleMeanT1 SRLSR2ControversyScaleMeanT1 SRLSR2CitizenshipScaleMeanT1 SRLSR2ChangeScaleMeanT1 OverallLeadershipScaleT1 GroupLeadershipScaleT1 IndividualLeadershipScaleT1</p> <p>MGUDS_TotalScaleMeanT1 MGUDS_RAScaleMeanT1 MGUDS_CDScaleMeanT1 MGUDS_DCScaleMeanT1</p> <p>RyffAutonomyScaleMeanT1 RyffEnvironMasteryScaleMeanT1 RyffPersonalGrowthScaleMeanT1 RyffPositiveRelationsScaleMeanT1 RyffPurposeInLifeScaleMeanT1 RyffSelfAcceptanceScaleMeanT1 RyffTotalScaleMeanT1</p> <p>NFCScaleMeanT1</p>

Collection Instrument	Types of Data	Tab(s) in Codebook	Sample Variable Names
<p>CAAP – Critical Thinking</p> 	<ul style="list-style-type: none"> • Critical Thinking – CAAP (ACT’s Collegiate Assessment of Academic Proficiency, Critical Thinking) 	<p>Assessments T1</p>	<p>CT_ScaledT1 CT_LocalT1 CT_NationalT1 CT_MotivationT1</p>
<p>DIT-2 – Moral Reasoning</p> 	<ul style="list-style-type: none"> • Moral Reasoning – DIT-2 (Defining Issues Test) 	<p>Assessments T1</p>	<p>DIT2_ASCORET1 DIT2_PSCORET1 DIT2_STAGE23T1 DIT2_STAGE4PT1 DIT2_N2SCORET1 DIT2_UT1 DIT2_PURGEDT1 DIT2_CANCER10T1 DIT2_NUMCDT1 DIT2_HUMLIBT1 DIT2_CONSTRAINT1</p>

Spring Data Collection – Time 2 (T2)

Collection Instrument	Types of Data	Tab(s) in Codebook	Sample Variable Names
<p>Student Experiences</p> 	<ul style="list-style-type: none"> • Curricular and co-curricular experiences • Interactions with faculty and peers • Experiences and perceptions related to Good Practices • Repeat of questions from Student Survey 	<p>Student Experience Survey T2</p>	<p>AspEdGoalT2 CourseTakenHumanitiesT2 AcadLivingLearningT2 AcadLearningCommunityT2 OocLeaderT2 OocResidentAssistantT2 FacInterPersGrowthT2 FacChallengeIdeasT2 AcadReqProbSolvingT2 PeerInfPersGrowthT2 DivPrDiscussRelationsT2 StAffOocActivitiesT2 StAffDiscCareerT2 PoliticalViewsT2 HlthOverallT2</p>
		<p>OtherPost-testOutcomesT2</p>	<p>GLContributeSciencesScaleMeanT2 AcademicMotivationScaleMeanT2 Div0ScaleT2 LitScaleT2</p>
		<p>GPScalesT2</p>	<p>GP_FacInterestTchStuDvlpmtT2 GP_FeedbackT2 GP_AcadChallengeEffortT2 GP_InteractPeersT2 GP_DivExpT2 GP_DivCourseT2</p>
		<p>MegaGPScalesT2</p>	<p>MegaGP_GoodTchInteract MegaGP_ChallengeT2 MegaGP_DivExpInteractT2</p>

Collection Instrument	Types of Data	Tab(s) in Codebook	Sample Variable Names
<p>National Survey of Student Engagement</p>	<ul style="list-style-type: none"> • What students do with their time • What activities are they engaged in • Related to NSSE Benchmarks and Deep Learning Scales 	<p>NSSET2</p>	<p>NSSEintegratT2 NSSEdivclassT2 NSSEfacfeedT2 NSSEanalyzeT2 NSSEworkon01T2 NSSEworktotalT2 NSSEcocurr01T2 NSSEenvsuprtT2 NSSEenvdivrsT2 NSSEgnworkT2 NSSEgnwrite T2 NSSEgnspeakT2 NSSEadviseT2 NSSEentirexpT2 NSSEfratsoroT2 NSSEathteamT2</p>
 <p>The image shows a portion of the National Survey of Student Engagement 2009 questionnaire. It features a header with the survey title and a logo. Below the header, there are two main sections of questions, each with a 5-point Likert scale (Very little, Other, Same, Other, Very much) and a grid of checkboxes for responses. The questions cover various aspects of student engagement, such as class participation, discussion, and learning activities.</p>		<p>NSSEscales</p>	<p>NSSE_ACT2 NSSE_ACLT2 NSSE_SFIT2 NSSE_EEET2 NSSE_SCET2 NSSE_DPhioT2 NSSE_DPintT2 NSSE_DPrlfT2 NSSE_DPT2 NSSE_DP2T2</p>
		<p>GPScalesT2</p>	<p>GP_AcadChallengeEffortT2 GP_IntegrationT2</p>
		<p>MegaGPScalesT2</p>	<p>MegaGP_ChallengeT2</p>

Collection Instrument	Types of Data	Tab(s) in Codebook	Sample Variable Names
<p>Assessments</p> 	<ul style="list-style-type: none"> • Leadership = SRLSR2 (Socially Responsible Leadership Scale) • Intercultural Development – MGUDS (Miville-Guzman Universality Diversity Scale) • Well-being – Ryff (Ryff Psychological Scales of Well-being) • Need for Cognition 	<p>Assessments T2</p>	<p>SRLSR2ConsciousnessScaleMeanT2 SRLSR2CongruenceScaleMeanT2 SRLSR2CommitmentScaleMeanT2 SRLSR2CollaborationScaleMeanT2 SRLSR2CommonPurposeScaleMeanT2 SRLSR2ControversyScaleMeanT2 SRLSR2CitizenshipScaleMeanT2 SRLSR2ChangeScaleMeanT2 OverallLeadershipScaleT2 GroupLeadershipScaleT2 IndividualLeadershipScaleT2 MGUDS_TotalScaleMeanT2 MGUDS_RAScaleMeanT2 MGUDS_CDScaleMeanT2 MGUDS_DCScaleMeanT2 RyffAutonomyScaleMeanT2 RyffEnvironMasteryScaleMeanT2 RyffPersonalGrowthScaleMeanT2 RyffPositiveRelationsScaleMeanT2 RyffPurposeInLifeScaleMeanT2 RyffSelfAcceptanceScaleMeanT2 RyffTotalScaleMeanT2 NFCScaleMeanT2</p>
<p>CAAP – Critical Thinking</p>	<ul style="list-style-type: none"> • Critical Thinking – CAAP (ACT’s Collegiate Assessment of Academic Proficiency, Critical Thinking) 	<p>Assessments T2</p>	<p>CT_ScaledT2</p>
<p>DIT-2 – Moral Reasoning</p>	<ul style="list-style-type: none"> • Moral Reasoning – DIT-2 (Defining Issues Test) 	<p>Assessments T2</p>	<p>DIT2_PSCORET2 DIT2_N2SCORET2 DIT2_PURGEDT2</p>

Good Practices, Mega Good Practices, and Benchmarks

Variable Name	Variable Definition
BMGP_DivInteractPosT2	Bench Mark Good Practice - Positive diversity interactions
BMGP_DivInteractAvoidNegT2	Bench Mark Good Practice - Diversity interactions avoidance of negative
BMGP_DivInteractNegT2	Bench Mark Good Practice - Negative diversity interactions
BMGP_FreqFacContactT2	Bench Mark Good Practice - Frequency of contact with faculty T2
BMGP_FreqStaffContactT2	Bench Mark Good Practice - Frequency of contact with staff T2
BMGP_HiOrderExamAsmntT2	Bench Mark Good Practice - Frequency of higher-order exams and assignments T2
BMGP_FacInterestTchStuDvlpmtT2	Bench Mark Good Practice - Faculty interest in teaching and student development T2
BMGP_Tch_Clar_OrgT2	Bench Mark Good Practice - Overall quality of faculty teaching T2
BMGP_CoopLearningT2	Bench Mark Good Practice - Cooperative learning T2
BMGP_AcadChallengeEffortT2	Bench Mark Good Practice - Academic Challenge and EffortT2
BMGP_CoCurrInvolveT2	Bench Mark Good Practice - Hours spent involved in extracurricular activities
BMGP_FeedbackT2	Bench Mark Good Practice - Feedback
BMGP_DivExpT2	Bench Mark Good Practice - Diversity Experiences
BMGP_IntegrationT2	Bench Mark Good Practice - Integration
BMGP_StuFacContactT2	Bench Mark Good Practice - Student Faculty Contact T2
BMGP_DivCourseT2	Bench Mark Good Practice - Course related diversity experiences T2
BMGP_InteractPeersT2	Bench Mark Good Practice - Positive influence of interactions with peers
BMGP_InClassChallengeExpectT2	Bench Mark Good Practice - In class challenge and expectations of faculty
BMMegaGP_GoodTchInteractT2	Bench mark - Effective teaching and interactions with faculty
BMMegaGP_FreqInteractOthersT2	Bench mark - Frequency with which R interacts with others on campus e.g., peers, staff, faculty T2
BMMegaGP_FreqInteractFacStAffT2	Bench mark - Frequency with which R interacts with faculty and student affairs staff - T2
BMMegaGP_ChallengeT2	Bench mark - Degree to which R reports working hard academically, feeling challenged in class activities, and called on to integrate material T2
BMMegaGP_DiversExpInteractT2	Bench mark - Degree to which R reports positive experiences and interactions with diverse others and ideas T2
BMMegaGP_InteractPeersT2	Bench mark - Degree to which R reports interacting with peers T2