

Community Values Assessment for the M.D. of Pincher Creek No. 9

Technical Appendix

**Prepared by:
The Praxis Group™**

**For:
The Southwest Alberta Sustainable Community Initiative
and
The Municipal District of Pincher Creek No. 9**

March, 2012

Table of Contents

About this report	3
Survey Design	4
Study Population	4
Respondent Selection	4
Survey Instrument	6
MD of Pincher Creek Community Values Survey	6
Survey Response	7
Analysis	9
Statistics for Data Presented in Report	9
Factor Analysis.....	36
Open-ended Questions	39

About this report

This report should be viewed in reference to the main analysis report:

The Praxis Group. Community Values Assessment for the M.D. of Pincher Creek No. 9, Prepared for The Southwest Alberta Sustainable Community Initiative and The Municipal District of Pincher Creek No. 9. Calgary. November 2011

Information is provided in this technical appendix to allow researchers to better understand the data as well as the survey construct. An SPSS V19 file is also available from the Southwest Alberta Sustainable Community Initiative, from which the tables in this report were derived.

The analysis was prepared by:

David de Lange, BSc, MNRM
Sarah Hovind, BSc, MSc

Mark Kolodziej, BSc, MSc, PhD
Dr. Kolodziej is an independent consultant who provided an external review of the data.

Information in this report only pertains to the random sample telephone survey. Workshop data are not included.

Survey Design

Study Population

A random sample of 332 households within the MD of Pincher Creek No. 9 was conducted between June 10 and June 27, 2011. Due to the small population, all residential listings were called in the area defined by SASCI for inclusion in the sample. Telephone exchanges included:

- Pincher Creek
- Cowley
- Twin Butte
- Lunbreck

Respondent Selection

All telephone numbers were residential and were screened against the do no call registration database. Telephone numbers were obtained through a list service and were placed into a Predictive Auto Dialer. The number pool consisted of 1538 residential telephone numbers. The Predictive Auto Dialer separates out busy lines, no answers, and answering machines so that only connected calls are forwarded to the interviewers. List randomization is accomplished through internal system scheduling, i.e. when the system determined a household telephone is busy the number is automatically rescheduled to be re-tried in 30 minutes. If the household did not pick up, or a voice recording was encountered, the system automatically rescheduled calling in 3 hours. If there was still no answer, a different day was randomly chosen and the sequence repeated.

Call detail recording was logged for every record handled. Up to ten call backs were made from the number pool until a connection is made.

The interview team was trained to ensure the objectives were understood. They were briefed on current issues and any other relevant information to ensure a professional image was maintained for each call. A shift supervisor monitored calls at random to ensure a high standard of quality is met.

Due to overlap in the telephone number prefix between the Town of Pincher Creek and the MD, respondents were asked if they live in the town or in the MD. If they indicated their residence was in the town the interviewer explained the survey was intended for MD residents only and the interview was terminated. The sample accounts for 37% of the households within the MD and provides a margin of error of +/- 4.28%, 19 times out of 20.

Survey participants had to be 18 years of age or older and had to live within the MD of Pincher Creek, and not within the Town of Pincher Creek. Screening questions were used at the outset to ensure these criteria were met. A total of 236 participants were screened out as they lived in the Town of Pincher Creek.

Screening Questions

Hello, my name is _____ and I'm with Praxis, a research firm. We are conducting a brief survey on behalf of the Municipal District of Pincher Creek and the Southwest Alberta Sustainable Community Initiative. The purpose of the survey is to identify what people in this area value. The information you provide will help the MD plan for the future. The survey takes between 5 and 10 minutes to complete and there are no sales or promotions associated with this study. Your answers will remain anonymous. Are you able to take the time right now to complete the survey?

{IF YES} → continue.

{IF NO} → ask for a suitable time to call back.

{IF No} → thank and discontinue. Go to end

Before we begin, can I confirm that you are 18 or older? {If not, ask to speak to an adult – repeat}.

And do you live within the Town of Pincher Creek, or do you live outside the Town itself, within the Municipal District?

{If within the Town of Pincher Creek} → I am sorry to have bothered you. The survey is actually only intended for those living within the MD, and outside of the Town of Pincher Creek. Thank you and have a great day.

Throughout the survey we will be referring to “your community”. By community we mean all of the M.D. of Pincher Creek, including rural areas, villages and hamlets.

Survey Instrument

A literature review was beyond the scope and budget of the study. However an Internet-based search of similar studies was conducted. The review was by no means comprehensive. In fact there were very few published studies of values pertaining to residents of rural areas. The same is not true for urban-based samples; however the applicability of urban studies was not apparent. The following reports were examined and provided some useful insights into successful question formats.

COMMUNITY COMPASS REPORT NO. 2
Hamilton County, Ohio
The Community Values Survey
January 2001

O'ahu and Ko'olau Loa Community Values Survey
Prepared for the Envision La'ie Team
Prepared By: Dee Allsop, Ph.D., CEO, Heart + Mind Strategies
January 2011

Lethbridge 2050 Created by MetroQuest in partnership with the City of Lethbridge May 2009

Basic Human Values: An Overview
Shalom H. Schwartz
The Hebrew University of Jerusalem
Basic Human Values: Theory, Methods, and Applications
2006

European Social Survey – 2003 to 2011
The project is directed by a Core Scientific Team led by Rory Fitzgerald from the Centre for Comparative Social Surveys at City University London, UK. The six other institutions represented are:

- NSD, Norway
- GESIS, Germany
- The Netherlands Institute for Social Research/SCP, Netherlands
- Universitat Pompeu Fabra, Spain
- University of Leuven, Belgium
- University of Ljubljana, Slovenia

MD of Pincher Creek Community Values Survey

The survey instrument was developed jointly by Praxis and SASCI. Questions consisted of 38 attributes pertaining to life within the MD measured along two 5-point scales, importance and satisfaction.

A five point Likert scale from strongly oppose to strongly support was also used to assess perspectives on 11 land uses.

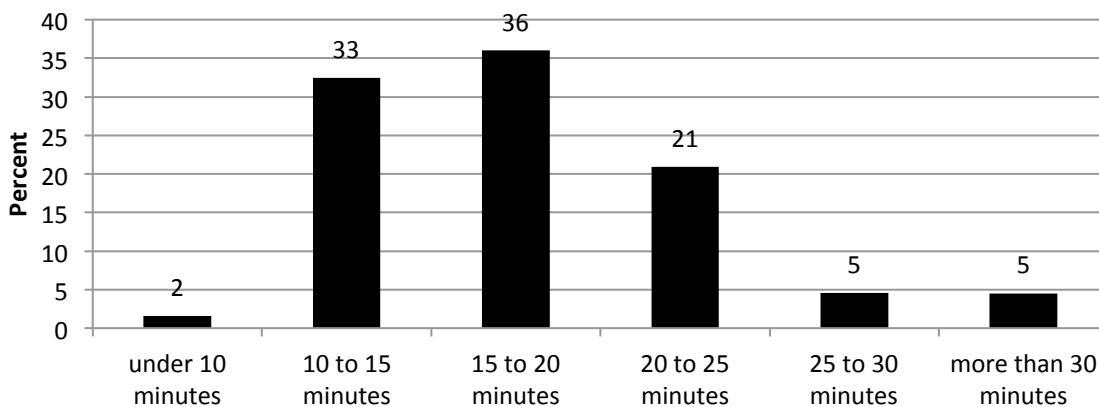
The survey included open-ended questions to assess the top concerns, top strengths, and top future concerns. Limited demographics were obtained to ensure the respondent was not concerned about

identification through triangulation in such a small population (e.g. in a town of ten households, income, education, employment, age, gender could easily be used to triangulate the exact respondent).

Survey Response

The average survey length was 18.01 minutes, with the shortest being 9 minutes 30 seconds and the longest being just over 57 minutes. Figure 1 shows the distribution of survey lengths (note second value is rounded, e.g., 10 to 15 minutes is actually 10 minutes to 14 minutes and 59 seconds). Eight people started the survey but did not finish – these records were removed.

FIGURE 1 SURVEY LENGTH - PERCENT OF RESPONDENTS



When comparing sample proportions to actual population proportions from Census data, slight differences were evident in the sample data. As is typically the case in random telephone surveys, younger people are under-represented and females are over-represented. Data were weighted to population values for age and gender to correct for these differences.

FIGURE 2 AGE COMPARISON - SAMPLE TO POPULATION

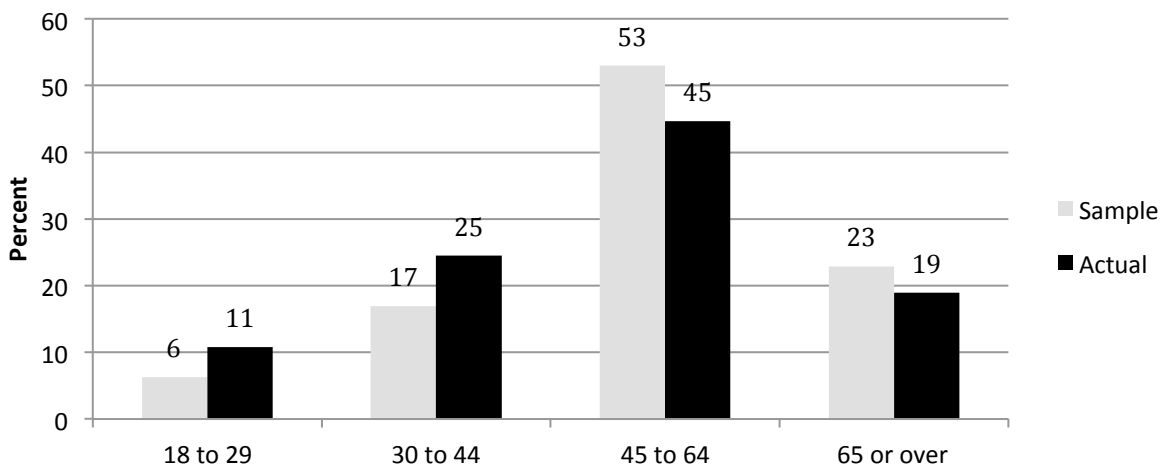
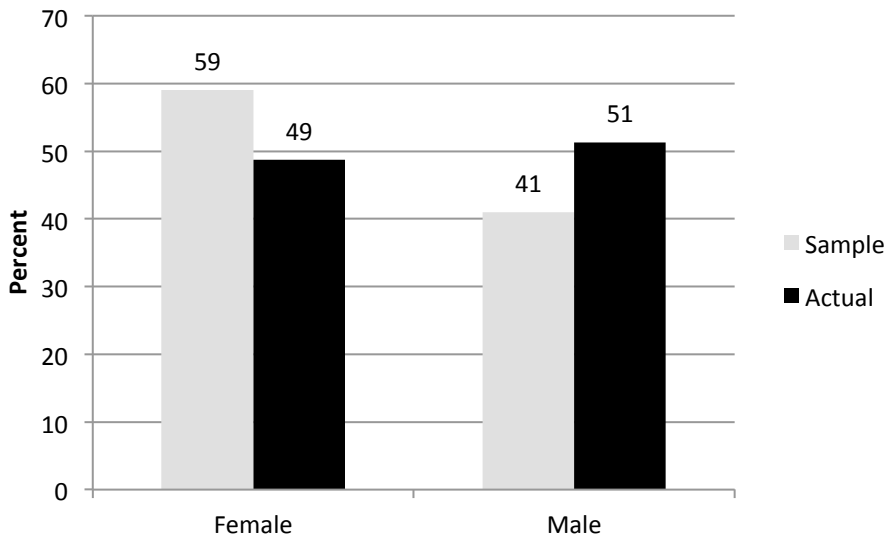


FIGURE 3 GENDER COMPARISON - SAMPLE TO POPULATION



Analysis

Most of the results in the report are presented as frequency distributions and means. These were chosen as the primary descriptive measures because the report is mainly intended for a public audience, and frequencies and means are generally understood. Analysis of Variance was used to determine significance differences in the data between demographic groups. Only data containing significant differences at a .05 level were reported.

Additionally, Factor Analysis was performed to identify any underlying patterns in the data that might serve to identify groups. However, the Factor Analysis did not contribute to the understanding of the results, with less than half of the variance explained in four factors, so was not included in the report. Tables are provided in this appendix.

Statistics for Data Presented in Report

Q1a Thinking about your community, please rate how important each of the following is to you by choosing a number from 1 to 5 where 1 = not at all important, 2 = somewhat unimportant, 3 = neither important nor unimportant, 4 = somewhat important, and 5 = very important. If you are unsure, please indicate do not know.

Attribute	N	Mean	Std. Deviation	Skewness	Std. Error	Kurtosis	Std. Error
living in an area that is not crowded	331	4.53	0.875	-2.299	0.134	5.476	0.267
living in a community where people look out for one another	331	4.65	0.677	-2.499	0.134	7.984	0.267
knowing your opinion influences planning decisions	331	4.15	0.927	-1.01	0.134	0.737	0.267
having nearby access to outdoor recreational opportunities	331	4.25	0.996	-1.364	0.134	1.456	0.267
having quick emergency response times	330	4.73	0.615	-2.602	0.134	7.383	0.268
having access to quality education	326	4.44	0.974	-1.845	0.135	2.986	0.269
living in an area that is safe and secure	331	4.72	0.631	-2.752	0.134	9.193	0.267
preserving the ranching and agricultural lifestyle	331	4.49	0.889	-1.83	0.134	2.983	0.267
having the ability to make decisions about what occurs on your land	331	4.76	0.627	-3.196	0.134	11.465	0.267
protecting quality of life for seniors	331	4.67	0.617	-2.378	0.134	7.989	0.267
welcoming a diversity of newcomers, different cultures, ages, ethnicity etc.	330	3.87	1.039	-0.962	0.134	0.688	0.268
having access to adequate health services	331	4.76	0.601	-3.128	0.134	11.95	0.267
having access to entertainment opportunities	330	3.49	0.978	-0.395	0.134	-0.027	0.268
having access to cultural events and programs	332	3.45	0.984	-0.468	0.134	0.072	0.267
renewable and alternative energy development	328	3.89	1.113	-0.901	0.135	0.199	0.268
practicing sustainable agriculture	331	4.47	0.723	-1.327	0.134	1.694	0.267
reducing our impact on and adapting to climate change	330	3.88	1.177	-1.017	0.134	0.23	0.268
maintaining natural viewsapes that are not interrupted by man-made features	331	4.32	0.934	-1.413	0.134	1.596	0.267
conserving and protecting water resources	331	4.7	0.649	-2.699	0.134	8.625	0.267
minimizing noise pollution	331	4.13	0.896	-0.914	0.134	0.627	0.267
minimizing air pollution	330	4.47	0.807	-1.708	0.134	3.096	0.268

Attribute	N	Mean	Std. Deviation	Skewness	Std. Error	Kurtosis	Std. Error
maintaining natural wildlife and fish populations	330	4.46	0.818	-1.677	0.134	2.841	0.268
having access to recycling programs	331	4.34	0.896	-1.574	0.134	2.66	0.267
minimizing the environmental impacts of industrial development	330	4.23	0.913	-1.146	0.134	1.076	0.268
protecting the natural environment within the MD	331	4.5	0.78	-1.749	0.134	3.394	0.267
protecting the natural environment surrounding the MD	331	4.47	0.772	-1.635	0.134	3.14	0.267
minimizing the loss of agricultural land to non-agricultural uses	329	4.3	0.905	-1.294	0.134	1.453	0.268
encouraging economic development in the region	331	3.96	0.883	-0.9	0.134	1.197	0.267
attracting population growth	331	3.02	1.164	-0.227	0.134	-0.766	0.267
availability of affordable housing	330	3.76	1.108	-0.661	0.134	-0.243	0.268
having well-maintained roads	330	4.35	0.774	-1.287	0.134	2.262	0.268
increasing the amount of paved roads	331	3.29	1.221	-0.171	0.134	-0.833	0.267
supporting locally-based businesses	331	4.47	0.747	-1.523	0.134	2.721	0.267
access to affordable high-speed internet	328	4.08	1.064	-1.079	0.135	0.506	0.268
having property taxes that are in line with services received	331	4.4	0.797	-1.24	0.134	1.094	0.267
having a diversified economy	330	4.17	0.758	-0.678	0.134	0.378	0.268
providing employment opportunities for youth	330	4.35	0.808	-1.44	0.134	2.693	0.268
having quality employment opportunities within the community	331	4.27	0.925	-1.637	0.134	3.137	0.267

Virtually all importance data are skewed to the right. None of the data are bimodal.

Q2a The following questions are about some of the ways in which areas in and around the MD are being developed. Please rate how much you oppose or support each of the following using the scale: 1= strongly oppose, 2= somewhat oppose, 3= neutral 4= somewhat support, and 5= strongly support. If you do not know please indicate so (DK).

Attribute	N	Mean	Std. Deviation	Skewness	Std. Error	Kurtosis	Std. Error
development of wind energy	330	3.51	1.305	-0.503	0.134	-0.796	0.268
development of the mining potential in the area	329	2.69	1.29	0.168	0.134	-0.969	0.268
expanding the boundaries of the Town of Pincher Creek to accommodate growth	330	3.28	1.093	-0.317	0.134	-0.252	0.268
developing subdivisions on land currently used for agriculture	331	2.43	1.205	0.369	0.134	-0.803	0.267
allowing clear-cut logging in the Castle Special Management Area	327	2.21	1.36	0.711	0.135	-0.789	0.269
setting aside land in an undisturbed state for habitat protection	331	3.93	1.173	-0.867	0.134	-0.199	0.267
allowing more oil and gas leases in the area	330	2.78	1.257	0.024	0.134	-0.949	0.268
more opportunities for motorized recreation, such as off-roading, dirt biking	331	2.09	1.198	0.794	0.134	-0.449	0.267
more opportunities for non-mechanized recreation such as hiking, skiing	331	3.78	1.063	-0.677	0.134	-0.079	0.267
increasing alternative economic opportunities, like jobs in the green economy (like clean technology), and the knowledge or digital economy (on-line jobs).	326	3.81	0.848	-0.334	0.135	-0.029	0.269
enforcing appropriate use of public lands	328	4.13	0.999	-1.221	0.135	1.314	0.268

In question 2a, none of the data are bimodal, but data can be either skewed to the right or left depending on the statement.

Q3a → Previously we asked you to tell us what about your community is important to you. In the following section we would like you to indicate how satisfied you are with the current situation. Please rate your level of satisfaction by choosing a number from 1 to 5 where 1 = very dissatisfied, 2 = somewhat dissatisfied, 3 = neither satisfied nor dissatisfied, 4 = somewhat satisfied, and 5 = very satisfied. If you are unsure, please indicate do not know.

Please indicate your level of satisfaction with the...

Attribute	N	Mean	Std. Deviation	Skewness	Std. Error	Kurtosis	Std. Error
level of crowding	327	3.86	1.034	-0.682	0.135	-0.061	0.269
extent to which people in the community look out for one another	331	3.97	1.01	-0.957	0.134	0.529	0.267
extent to which your opinion influences planning decisions	328	2.86	1.153	-0.018	0.135	-0.782	0.268

Attribute	N	Mean	Std. Deviation	Skewness	Std. Error	Kurtosis	Std. Error
access to outdoor recreational opportunities	331	4.25	0.867	-1.182	0.134	1.401	0.267
emergency response times	299	3.91	0.985	-0.807	0.141	0.409	0.281
access to quality education	312	3.95	1.021	-0.852	0.138	0.235	0.275
level of safety and security	331	4.09	0.901	-0.885	0.134	0.566	0.267
preservation of the ranching and agricultural lifestyle	326	3.75	1.053	-0.641	0.135	-0.246	0.269
extent to which you are able to make decisions about what occurs on your land	325	3.58	1.253	-0.51	0.135	-0.817	0.27
quality of life for seniors	312	3.98	0.886	-0.829	0.138	0.946	0.275
welcome of a diversity of newcomers, different cultures, ages, ethnicity etc.	320	3.47	0.995	-0.383	0.136	-0.149	0.272
access to adequate health services	330	4.23	0.859	-1.1	0.134	0.981	0.268
access to entertainment opportunities	329	3.7	0.967	-0.431	0.134	-0.236	0.268
access to cultural events and programs	328	3.67	0.889	-0.223	0.135	-0.42	0.268
availability of renewable and alternative energy development	319	3.39	1.046	-0.391	0.137	-0.229	0.272
level of practicing sustainable agriculture	313	3.69	0.926	-0.461	0.138	-0.163	0.275
opportunities to reduce your impact on and adapting to climate change	315	3.22	1.029	-0.227	0.137	-0.06	0.274
maintenance of natural viewscapes that are not interrupted by man-made features	328	3.48	1.173	-0.631	0.135	-0.376	0.268
conservation and protection of water resources	326	3.62	1.057	-0.6	0.135	-0.144	0.269
level of noise pollution	326	4	0.936	-0.853	0.135	0.568	0.269
level of air pollution	328	4.01	0.942	-0.72	0.135	-0.15	0.268
maintenance of natural wildlife and fish populations	325	3.95	0.966	-0.888	0.135	0.545	0.27
access to recycling programs	331	4.01	0.982	-1.011	0.134	0.672	0.267
environmental impacts of industrial development	323	3.36	1.07	-0.456	0.136	-0.212	0.271
protection of the natural environment within the MD	328	3.62	1.003	-0.649	0.135	0.161	0.268
protection of the natural environment surrounding the MD	320	3.48	1.08	-0.538	0.136	-0.234	0.272
loss of agricultural land to non-agricultural uses	319	3.09	1.036	-0.019	0.137	-0.511	0.272
economic development in the region	322	3.32	0.941	-0.144	0.136	-0.141	0.271
population growth	327	3.41	0.955	-0.198	0.135	-0.038	0.269
availability of affordable housing	312	3.22	1.015	-0.053	0.138	-0.39	0.275
roads maintenance	331	3.33	1.204	-0.492	0.134	-0.728	0.267
amount of paved roads	331	3.64	1.099	-0.658	0.134	-0.223	0.267
support of locally-based businesses	329	3.67	0.998	-0.574	0.134	-0.161	0.268
access to affordable high-speed internet	319	3.34	1.318	-0.399	0.137	-0.96	0.272
property taxes in line with services received	330	3.24	1.172	-0.264	0.134	-0.713	0.268
diversification of the economy	323	3.36	0.868	-0.106	0.136	0.004	0.271
employment opportunities for youth	313	3.07	1.052	-0.052	0.138	-0.487	0.275
quality employment opportunities within the community	324	3.19	0.968	-0.234	0.135	-0.267	0.27

None of the satisfaction data were bimodal. A number of questions had normal distributions while most were skewed to the right or left.

Frequency Distributions

Q1a Thinking about your community, please rate how important each of the following is to you by choosing a number from 1 to 5 where 1 = not at all important, 2 = somewhat unimportant, 3 = neither important nor unimportant, 4 = somewhat important, and 5 = very important. If you are unsure, please indicate do not know.

living in an area that is not crowded

		Frequency	Percent	Valid Percent	Cumulative Percent
Valid	not at all important	8	2.4	2.4	2.4
	somewhat unimportant	6	1.8	1.8	4.2
	neither important nor unimportant	19	5.7	5.7	10.0
	somewhat important	67	20.2	20.2	30.2
	very important	231	69.6	69.8	100.0
	Total	331	99.7	100.0	
Missing	9	1	.3		
Total		332	100.0		

living in a community where people look out for one another

		Frequency	Percent	Valid Percent	Cumulative Percent
Valid	not at all important	3	.9	.9	.9
	somewhat unimportant	2	.6	.6	1.5
	neither important nor unimportant	14	4.2	4.2	5.7
	somewhat important	70	21.1	21.1	26.9
	very important	242	72.9	73.1	100.0
	Total	331	99.7	100.0	
Missing	9	1	.3		
Total		332	100.0		

knowing your opinion influences planning decisions

		Frequency	Percent	Valid Percent	Cumulative Percent
Valid	not at all important	5	1.5	1.5	1.5
	somewhat unimportant	11	3.3	3.3	4.8
	neither important nor unimportant	58	17.5	17.5	22.4
	somewhat important	113	34.0	34.1	56.5
	very important	144	43.4	43.5	100.0
	Total	331	99.7	100.0	
Missing	9	1	.3		
Total		332	100.0		

having nearby access to outdoor recreational opportunities

		Frequency	Percent	Valid Percent	Cumulative Percent
Valid	not at all important	9	2.7	2.7	2.7
	somewhat unimportant	10	3.0	3.0	5.7
	neither important nor unimportant	49	14.8	14.8	20.5
	somewhat important	85	25.6	25.7	46.2
	very important	178	53.6	53.8	100.0
	Total	331	99.7	100.0	
Missing	9	1	.3		
Total		332	100.0		

having quick emergency response times

		Frequency	Percent	Valid Percent	Cumulative Percent
Valid	not at all important	1	.3	.3	.3
	somewhat unimportant	2	.6	.6	.9
	neither important nor unimportant	18	5.4	5.5	6.4
	somewhat important	42	12.7	12.7	19.1
	very important	267	80.4	80.9	100.0
	Total	330	99.4	100.0	
Missing	9	2	.6		
Total		332	100.0		

having access to quality education

		Frequency	Percent	Valid Percent	Cumulative Percent
Valid	not at all important	10	3.0	3.1	3.1
	somewhat unimportant	3	.9	.9	4.0
	neither important nor unimportant	45	13.6	13.8	17.8
	somewhat important	43	13.0	13.2	31.0
	very important	225	67.8	69.0	100.0
	Total	326	98.2	100.0	
Missing	9	6	1.8		
Total		332	100.0		

living in an area that is safe and secure

		Frequency	Percent	Valid Percent	Cumulative Percent
Valid	not at all important	2	.6	.6	.6
	somewhat unimportant	2	.6	.6	1.2
	neither important nor unimportant	14	4.2	4.2	5.4
	somewhat important	52	15.7	15.7	21.1
	very important	261	78.6	78.9	100.0
	Total	331	99.7	100.0	
Missing	9	1	.3		
Total		332	100.0		

preserving the ranching and agricultural lifestyle

		Frequency	Percent	Valid Percent	Cumulative Percent
Valid	not at all important	5	1.5	1.5	1.5
	somewhat unimportant	7	2.1	2.1	3.6
	neither important nor unimportant	38	11.4	11.5	15.1
	somewhat important	52	15.7	15.7	30.8
	very important	229	69.0	69.2	100.0
	Total	331	99.7	100.0	
Missing	9	1	.3		
Total		332	100.0		

having the ability to make decisions about what occurs on your land

		Frequency	Percent	Valid Percent	Cumulative Percent
Valid	not at all important	2	.6	.6	.6
	somewhat unimportant	3	.9	.9	1.5
	neither important nor unimportant	14	4.2	4.2	5.7
	somewhat important	33	9.9	10.0	15.7
	very important	279	84.0	84.3	100.0
	Total	331	99.7	100.0	
Missing	9	1	.3		
Total		332	100.0		

protecting quality of life for seniors

		Frequency	Percent	Valid Percent	Cumulative Percent
Valid	not at all important	2	.6	.6	.6
	somewhat unimportant	1	.3	.3	.9
	neither important nor unimportant	11	3.3	3.3	4.2
	somewhat important	77	23.2	23.3	27.5
	very important	240	72.3	72.5	100.0
	Total	331	99.7	100.0	
Missing	9	1	.3		
Total		332	100.0		

welcoming a diversity of newcomers, different cultures, ages, ethnicity etc.

		Frequency	Percent	Valid Percent	Cumulative Percent
Valid	not at all important	15	4.5	4.5	4.5
	somewhat unimportant	15	4.5	4.5	9.1
	neither important nor unimportant	67	20.2	20.3	29.4
	somewhat important	134	40.4	40.6	70.0
	very important	99	29.8	30.0	100.0
	Total	330	99.4	100.0	
Missing	9	2	.6		
Total		332	100.0		

having access to adequate health services

		Frequency	Percent	Valid Percent	Cumulative Percent
Valid	not at all important	2	.6	.6	.6
	somewhat unimportant	2	.6	.6	1.2
	neither important nor unimportant	11	3.3	3.3	4.5
	somewhat important	45	13.6	13.6	18.1
	very important	271	81.6	81.9	100.0
	Total	331	99.7	100.0	
Missing	9	1	.3		
Total		332	100.0		

having access to entertainment opportunities

		Frequency	Percent	Valid Percent	Cumulative Percent
Valid	not at all important	12	3.6	3.6	3.6
	somewhat unimportant	31	9.3	9.4	13.0
	neither important nor unimportant	118	35.5	35.8	48.8
	somewhat important	120	36.1	36.4	85.2
	very important	49	14.8	14.8	100.0
	Total	330	99.4	100.0	
Missing	9	2	.6		
Total		332	100.0		

having access to cultural events and programs

		Frequency	Percent	Valid Percent	Cumulative Percent
Valid	not at all important	15	4.5	4.5	4.5
	somewhat unimportant	31	9.3	9.3	13.9
	neither important nor unimportant	118	35.5	35.5	49.4
	somewhat important	125	37.7	37.7	87.0
	very important	43	13.0	13.0	100.0
	Total	332	100.0	100.0	

renewable and alternative energy development

		Frequency	Percent	Valid Percent	Cumulative Percent
Valid	not at all important	16	4.8	4.9	4.9
	somewhat unimportant	20	6.0	6.1	11.0
	neither important nor unimportant	67	20.2	20.4	31.4
	somewhat important	107	32.2	32.6	64.0
	very important	118	35.5	36.0	100.0
	Total	328	98.8	100.0	
Missing	9	4	1.2		
Total		332	100.0		

practicing sustainable agriculture

		Frequency	Percent	Valid Percent	Cumulative Percent
Valid	not at all important	1	.3	.3	.3
	somewhat unimportant	3	.9	.9	1.2
	neither important nor unimportant	30	9.0	9.1	10.3
	somewhat important	102	30.7	30.8	41.1
	very important	195	58.7	58.9	100.0
	Total	331	99.7	100.0	
Missing	9	1	.3		
Total		332	100.0		

reducing our impact on and adapting to climate change

		Frequency	Percent	Valid Percent	Cumulative Percent
Valid	not at all important	22	6.6	6.7	6.7
	somewhat unimportant	24	7.2	7.3	13.9
	neither important nor unimportant	47	14.2	14.2	28.2
	somewhat important	117	35.2	35.5	63.6
	very important	120	36.1	36.4	100.0
	Total	330	99.4	100.0	
Missing	9	2	.6		
Total		332	100.0		

maintaining natural viewsapes that are not interrupted by man-made features

		Frequency	Percent	Valid Percent	Cumulative Percent
Valid	not at all important	5	1.5	1.5	1.5
	somewhat unimportant	13	3.9	3.9	5.4
	neither important nor unimportant	39	11.7	11.8	17.2
	somewhat important	89	26.8	26.9	44.1
	very important	185	55.7	55.9	100.0
	Total	331	99.7	100.0	
Missing	9	1	.3		
Total		332	100.0		

conserving and protecting water resources

		Frequency	Percent	Valid Percent	Cumulative Percent
Valid	not at all important	2	.6	.6	.6
	somewhat unimportant	3	.9	.9	1.5
	neither important nor unimportant	14	4.2	4.2	5.7
	somewhat important	53	16.0	16.0	21.8
	very important	259	78.0	78.2	100.0
	Total	331	99.7	100.0	
Missing	9	1	.3		
Total		332	100.0		

minimizing noise pollution

		Frequency	Percent	Valid Percent	Cumulative Percent
Valid	not at all important	4	1.2	1.2	1.2
	somewhat unimportant	10	3.0	3.0	4.2
	neither important nor unimportant	60	18.1	18.1	22.4
	somewhat important	123	37.0	37.2	59.5
	very important	134	40.4	40.5	100.0
	Total	331	99.7	100.0	
Missing	9	1	.3		
Total		332	100.0		

minimizing air pollution

		Frequency	Percent	Valid Percent	Cumulative Percent
Valid	not at all important	3	.9	.9	.9
	somewhat unimportant	7	2.1	2.1	3.0
	neither important nor unimportant	27	8.1	8.2	11.2
	somewhat important	89	26.8	27.0	38.2
	very important	204	61.4	61.8	100.0
	Total	330	99.4	100.0	
Missing	9	2	.6		
Total		332	100.0		

maintaining natural wildlife and fish populations

		Frequency	Percent	Valid Percent	Cumulative Percent
Valid	not at all important	3	.9	.9	.9
	somewhat unimportant	7	2.1	2.1	3.0
	neither important nor unimportant	30	9.0	9.1	12.1
	somewhat important	84	25.3	25.5	37.6
	very important	206	62.0	62.4	100.0
	Total	330	99.4	100.0	
Missing	9	2	.6		
Total		332	100.0		

having access to recycling programs

		Frequency	Percent	Valid Percent	Cumulative Percent
Valid	not at all important	7	2.1	2.1	2.1
	somewhat unimportant	5	1.5	1.5	3.6
	neither important nor unimportant	38	11.4	11.5	15.1
	somewhat important	98	29.5	29.6	44.7
	very important	183	55.1	55.3	100.0
	Total	331	99.7	100.0	
Missing	9	1	.3		
Total		332	100.0		

minimizing the environmental impacts of industrial development

		Frequency	Percent	Valid Percent	Cumulative Percent
Valid	not at all important	5	1.5	1.5	1.5
	somewhat unimportant	8	2.4	2.4	3.9
	neither important nor unimportant	54	16.3	16.4	20.3
	somewhat important	102	30.7	30.9	51.2
	very important	161	48.5	48.8	100.0
	Total	330	99.4	100.0	
Missing	9	2	.6		
Total		332	100.0		

protecting the natural environment within the MD

		Frequency	Percent	Valid Percent	Cumulative Percent
Valid	not at all important	3	.9	.9	.9
	somewhat unimportant	4	1.2	1.2	2.1
	neither important nor unimportant	29	8.7	8.8	10.9
	somewhat important	84	25.3	25.4	36.3
	very important	211	63.6	63.7	100.0
	Total	331	99.7	100.0	
Missing	9	1	.3		
Total		332	100.0		

protecting the natural environment surrounding the MD

		Frequency	Percent	Valid Percent	Cumulative Percent
Valid	not at all important	3	.9	.9	.9
	somewhat unimportant	3	.9	.9	1.8
	neither important nor unimportant	30	9.0	9.1	10.9
	somewhat important	94	28.3	28.4	39.3
	very important	201	60.5	60.7	100.0
	Total	331	99.7	100.0	
Missing	9	1	.3		
Total		332	100.0		

minimizing the loss of agricultural land to non-agricultural uses

		Frequency	Percent	Valid Percent	Cumulative Percent
Valid	not at all important	5	1.5	1.5	1.5
	somewhat unimportant	7	2.1	2.1	3.6
	neither important nor unimportant	49	14.8	14.9	18.5
	somewhat important	92	27.7	28.0	46.5
	very important	176	53.0	53.5	100.0
	Total	329	99.1	100.0	
Missing	9	3	.9		
Total		332	100.0		

encouraging economic development in the region

		Frequency	Percent	Valid Percent	Cumulative Percent
Valid	not at all important	7	2.1	2.1	2.1
	somewhat unimportant	9	2.7	2.7	4.8
	neither important nor unimportant	67	20.2	20.2	25.1
	somewhat important	156	47.0	47.1	72.2
	very important	92	27.7	27.8	100.0
	Total	331	99.7	100.0	
Missing	9	1	.3		
Total		332	100.0		

attracting population growth

		Frequency	Percent	Valid Percent	Cumulative Percent
Valid	not at all important	45	13.6	13.6	13.6
	somewhat unimportant	56	16.9	16.9	30.5
	neither important nor unimportant	106	31.9	32.0	62.5
	somewhat important	95	28.6	28.7	91.2
	very important	29	8.7	8.8	100.0
	Total	331	99.7	100.0	
Missing	9	1	.3		
Total		332	100.0		

availability of affordable housing

		Frequency	Percent	Valid Percent	Cumulative Percent
Valid	not at all important	14	4.2	4.2	4.2
	somewhat unimportant	29	8.7	8.8	13.0
	neither important nor unimportant	80	24.1	24.2	37.3
	somewhat important	106	31.9	32.1	69.4
	very important	101	30.4	30.6	100.0
	Total	330	99.4	100.0	
Missing	9	2	.6		
Total		332	100.0		

having well-maintained roads

		Frequency	Percent	Valid Percent	Cumulative Percent
Valid	not at all important	3	.9	.9	.9
	somewhat unimportant	3	.9	.9	1.8
	neither important nor unimportant	34	10.2	10.3	12.1
	somewhat important	126	38.0	38.2	50.3
	very important	164	49.4	49.7	100.0
	Total	330	99.4	100.0	
Missing	9	2	.6		
Total		332	100.0		

Increasing the amount of paved roads

		Frequency	Percent	Valid Percent	Cumulative Percent
Valid	not at all important	30	9.0	9.1	9.1
	somewhat unimportant	53	16.0	16.0	25.1
	neither important nor unimportant	109	32.8	32.9	58.0
	somewhat important	70	21.1	21.1	79.2
	very important	69	20.8	20.8	100.0
	Total	331	99.7	100.0	
Missing	9	1	.3		
Total		332	100.0		

supporting locally-based businesses

		Frequency	Percent	Valid Percent	Cumulative Percent
Valid	not at all important	2	.6	.6	.6
	somewhat unimportant	4	1.2	1.2	1.8
	neither important nor unimportant	27	8.1	8.2	10.0
	somewhat important	103	31.0	31.1	41.1
	very important	195	58.7	58.9	100.0
	Total	331	99.7	100.0	
Missing	9	1	.3		
Total		332	100.0		

access to affordable high-speed internet

		Frequency	Percent	Valid Percent	Cumulative Percent
Valid	not at all important	10	3.0	3.0	3.0
	somewhat unimportant	20	6.0	6.1	9.1
	neither important nor unimportant	53	16.0	16.2	25.3
	somewhat important	96	28.9	29.3	54.6
	very important	149	44.9	45.4	100.0
	Total	328	98.8	100.0	
Missing	9	4	1.2		
Total		332	100.0		

having property taxes that are in line with services received

		Frequency	Percent	Valid Percent	Cumulative Percent
Valid	not at all important	1	.3	.3	.3
	somewhat unimportant	7	2.1	2.1	2.4
	neither important nor unimportant	38	11.4	11.5	13.9
	somewhat important	98	29.5	29.6	43.5
	very important	187	56.3	56.5	100.0
	Total	331	99.7	100.0	
Missing	9	1	.3		
Total		332	100.0		

having a diversified economy

		Frequency	Percent	Valid Percent	Cumulative Percent
Valid	not at all important	1	.3	.3	.3
	somewhat unimportant	5	1.5	1.5	1.8
	neither important nor unimportant	50	15.1	15.2	17.0
	somewhat important	154	46.4	46.7	63.6
	very important	120	36.1	36.4	100.0
	Total	330	99.4	100.0	
Missing	9	2	.6		
Total		332	100.0		

providing employment opportunities for youth

		Frequency	Percent	Valid Percent	Cumulative Percent
Valid	not at all important	4	1.2	1.2	1.2
	somewhat unimportant	5	1.5	1.5	2.7
	neither important nor unimportant	31	9.3	9.4	12.1
	somewhat important	123	37.0	37.3	49.4
	very important	167	50.3	50.6	100.0
	Total	330	99.4	100.0	
Missing	9	2	.6		
Total		332	100.0		

having quality employment opportunities within the community

		Frequency	Percent	Valid Percent	Cumulative Percent
Valid	not at all important	11	3.3	3.3	3.3
	somewhat unimportant	3	.9	.9	4.2
	neither important nor unimportant	34	10.2	10.3	14.5
	somewhat important	122	36.7	36.9	51.4
	very important	161	48.5	48.6	100.0
	Total	331	99.7	100.0	
Missing	9	1	.3		
Total		332	100.0		

Q2a The following questions are about some of the ways in which areas in and around the MD are being developed. Please rate how much you oppose or support each of the following using the scale: 1= strongly oppose, 2= somewhat oppose, 3= neutral 4= somewhat support, and 5= strongly support. If you do not know please indicate so (DK).

development of wind energy

		Frequency	Percent	Valid Percent	Cumulative Percent
Valid	strongly oppose	36	10.8	10.9	10.9
	somewhat oppose	34	10.2	10.3	21.2
	neither support nor oppose	83	25.0	25.2	46.4
	somewhat support	80	24.1	24.2	70.6
	strongly support	97	29.2	29.4	100.0
	Total	330	99.4	100.0	
Missing	9	2	.6		
Total		332	100.0		

development of the mining potential in the area

		Frequency	Percent	Valid Percent	Cumulative Percent
Valid	strongly oppose	84	25.3	25.5	25.5
	somewhat oppose	52	15.7	15.8	41.3
	neither support nor oppose	109	32.8	33.1	74.5
	somewhat support	49	14.8	14.9	89.4
	strongly support	35	10.5	10.6	100.0
	Total	329	99.1	100.0	
Missing	9	3	.9		
Total		332	100.0		

expanding the boundaries of the Town of Pincher Creek to accommodate growth

		Frequency	Percent	Valid Percent	Cumulative Percent
Valid	strongly oppose	28	8.4	8.5	8.5
	somewhat oppose	32	9.6	9.7	18.2
	neither support nor oppose	135	40.7	40.9	59.1
	somewhat support	88	26.5	26.7	85.8
	strongly support	47	14.2	14.2	100.0
	Total	330	99.4	100.0	
Missing	9	2	.6		
Total		332	100.0		

developing subdivisions on land currently used for agriculture

		Frequency	Percent	Valid Percent	Cumulative Percent
Valid	strongly oppose	100	30.1	30.2	30.2
	somewhat oppose	70	21.1	21.1	51.4
	neither support nor oppose	100	30.1	30.2	81.6
	somewhat support	42	12.7	12.7	94.3
	strongly support	19	5.7	5.7	100.0
	Total	331	99.7	100.0	
Missing	9	1	.3		
Total		332	100.0		

allowing clear-cut logging in the Castle Special Management Area

		Frequency	Percent	Valid Percent	Cumulative Percent
Valid	strongly oppose	153	46.1	46.8	46.8
	somewhat oppose	43	13.0	13.1	59.9
	neither support nor oppose	68	20.5	20.8	80.7
	somewhat support	34	10.2	10.4	91.1
	strongly support	29	8.7	8.9	100.0
	Total	327	98.5	100.0	
Missing	9	5	1.5		
Total		332	100.0		

setting aside land in an undisturbed state for habitat protection

		Frequency	Percent	Valid Percent	Cumulative Percent
Valid	strongly oppose	15	4.5	4.5	4.5
	somewhat oppose	29	8.7	8.8	13.3
	neither support nor oppose	63	19.0	19.0	32.3
	somewhat support	82	24.7	24.8	57.1
	strongly support	142	42.8	42.9	100.0
	Total	331	99.7	100.0	
Missing	9	1	.3		
Total		332	100.0		

allowing more oil and gas leases in the area

		Frequency	Percent	Valid Percent	Cumulative Percent
Valid	strongly oppose	74	22.3	22.4	22.4
	somewhat oppose	49	14.8	14.8	37.3
	neither support nor oppose	113	34.0	34.2	71.5
	somewhat support	62	18.7	18.8	90.3
	strongly support	32	9.6	9.7	100.0
	Total	330	99.4	100.0	
Missing	9	2	.6		
Total		332	100.0		

more opportunities for motorized recreation, such as off-roading, dirt biking

		Frequency	Percent	Valid Percent	Cumulative Percent
Valid	strongly oppose	146	44.0	44.1	44.1
	somewhat oppose	72	21.7	21.8	65.9
	neither support nor oppose	64	19.3	19.3	85.2
	somewhat support	35	10.5	10.6	95.8
	strongly support	14	4.2	4.2	100.0
	Total	331	99.7	100.0	
Missing	9	1	.3		
Total		332	100.0		

more opportunities for non-mechanized recreation such as hiking, skiing

		Frequency	Percent	Valid Percent	Cumulative Percent
Valid	strongly oppose	12	3.6	3.6	3.6
	somewhat oppose	26	7.8	7.9	11.5
	neither support nor oppose	81	24.4	24.5	36.0
	somewhat support	116	34.9	35.0	71.0
	strongly support	96	28.9	29.0	100.0
	Total	331	99.7	100.0	
Missing	9	1	.3		
Total		332	100.0		

Increasing alternative economic opportunities, like jobs in the green economy (like clean technology), and the knowledge or digital economy (on-line jobs).

		Frequency	Percent	Valid Percent	Cumulative Percent
Valid	strongly oppose	3	.9	.9	.9
	somewhat oppose	11	3.3	3.4	4.3
	neither support nor oppose	102	30.7	31.3	35.6
	somewhat support	138	41.6	42.3	77.9
	strongly support	72	21.7	22.1	100.0
	Total	326	98.2	100.0	
Missing	9	6	1.8		
Total		332	100.0		

enforcing appropriate use of public lands

		Frequency	Percent	Valid Percent	Cumulative Percent
Valid	strongly oppose	11	3.3	3.4	3.4
	somewhat oppose	8	2.4	2.4	5.8
	neither support nor oppose	55	16.6	16.8	22.6
	somewhat support	108	32.5	32.9	55.5
	strongly support	146	44.0	44.5	100.0
	Total	328	98.8	100.0	
Missing	9	4	1.2		
Total		332	100.0		

Q3a Previously we asked you to tell us what about your community is important to you. In the following section we would like you to indicate how satisfied you are with the current situation. Please rate your level of satisfaction by choosing a number from 1 to 5 where 1 = very dissatisfied, 2 = somewhat dissatisfied, 3 = neither satisfied nor dissatisfied, 4 = somewhat satisfied, and 5 = very satisfied. If you are unsure, please indicate do not know.

level of crowding

		Frequency	Percent	Valid Percent	Cumulative Percent
Valid	very dissatisfied	9	2.7	2.8	2.8
	somewhat dissatisfied	22	6.6	6.7	9.5
	neither satisfied nor dissatisfied	81	24.4	24.8	34.3
	somewhat satisfied	110	33.1	33.6	67.9
	very satisfied	105	31.6	32.1	100.0
	Total	327	98.5	100.0	
Missing	9	5	1.5		
Total		332	100.0		

extent to which people in the community look out for one another

		Frequency	Percent	Valid Percent	Cumulative Percent
Valid	very dissatisfied	9	2.7	2.7	2.7
	somewhat dissatisfied	21	6.3	6.3	9.1
	neither satisfied nor dissatisfied	56	16.9	16.9	26.0
	somewhat satisfied	129	38.9	39.0	65.0
	very satisfied	116	34.9	35.0	100.0
	Total	331	99.7	100.0	
Missing	9	1	.3		
Total		332	100.0		

extent to which your opinion influences planning decisions

		Frequency	Percent	Valid Percent	Cumulative Percent
Valid	very dissatisfied	49	14.8	14.9	14.9
	somewhat dissatisfied	71	21.4	21.6	36.6
	neither satisfied nor dissatisfied	109	32.8	33.2	69.8
	somewhat satisfied	74	22.3	22.6	92.4
	very satisfied	25	7.5	7.6	100.0
	Total	328	98.8	100.0	
Missing	9	4	1.2		
Total		332	100.0		

access to outdoor recreational opportunities

		Frequency	Percent	Valid Percent	Cumulative Percent
Valid	very dissatisfied	4	1.2	1.2	1.2
	somewhat dissatisfied	8	2.4	2.4	3.6
	neither satisfied nor dissatisfied	45	13.6	13.6	17.2
	somewhat satisfied	118	35.5	35.6	52.9
	very satisfied	156	47.0	47.1	100.0
	Total	331	99.7	100.0	
Missing	9	1	.3		
Total		332	100.0		

emergency response times

		Frequency	Percent	Valid Percent	Cumulative Percent
Valid	very dissatisfied	8	2.4	2.7	2.7
	somewhat dissatisfied	15	4.5	5.0	7.7
	neither satisfied nor dissatisfied	67	20.2	22.4	30.1
	somewhat satisfied	116	34.9	38.8	68.9
	very satisfied	93	28.0	31.1	100.0
	Total	299	90.1	100.0	
Missing	9	33	9.9		
Total		332	100.0		

access to quality education

		Frequency	Percent	Valid Percent	Cumulative Percent
Valid	very dissatisfied	8	2.4	2.6	2.6
	somewhat dissatisfied	20	6.0	6.4	9.0
	neither satisfied nor dissatisfied	62	18.7	19.9	28.8
	somewhat satisfied	111	33.4	35.6	64.4
	very satisfied	111	33.4	35.6	100.0
	Total	312	94.0	100.0	
Missing	9	20	6.0		
Total		332	100.0		

level of safety and security

		Frequency	Percent	Valid Percent	Cumulative Percent
Valid	very dissatisfied	4	1.2	1.2	1.2
	somewhat dissatisfied	12	3.6	3.6	4.8
	neither satisfied nor dissatisfied	60	18.1	18.1	23.0
	somewhat satisfied	128	38.6	38.7	61.6
	very satisfied	127	38.3	38.4	100.0
	Total	331	99.7	100.0	
Missing	9	1	.3		
Total		332	100.0		

preservation of the ranching and agricultural lifestyle

		Frequency	Percent	Valid Percent	Cumulative Percent
Valid	very dissatisfied	9	2.7	2.8	2.8
	somewhat dissatisfied	36	10.8	11.0	13.8
	neither satisfied nor dissatisfied	68	20.5	20.9	34.7
	somewhat satisfied	126	38.0	38.7	73.3
	very satisfied	87	26.2	26.7	100.0
	Total	326	98.2	100.0	
Missing	9	6	1.8		
Total		332	100.0		

extent to which you are able to make decisions about what occurs on your land

		Frequency	Percent	Valid Percent	Cumulative Percent
Valid	very dissatisfied	23	6.9	7.1	7.1
	somewhat dissatisfied	49	14.8	15.1	22.2
	neither satisfied nor dissatisfied	65	19.6	20.0	42.2
	somewhat satisfied	91	27.4	28.0	70.2
	very satisfied	97	29.2	29.8	100.0
	Total	325	97.9	100.0	
Missing	9	7	2.1		
Total		332	100.0		

quality of life for seniors

		Frequency	Percent	Valid Percent	Cumulative Percent
Valid	very dissatisfied	6	1.8	1.9	1.9
	somewhat dissatisfied	7	2.1	2.2	4.2
	neither satisfied nor dissatisfied	68	20.5	21.8	26.0
	somewhat satisfied	137	41.3	43.9	69.9
	very satisfied	94	28.3	30.1	100.0
	Total	312	94.0	100.0	
Missing	9	20	6.0		
Total		332	100.0		

welcome of a diversity of newcomers, different cultures, ages, ethnicity etc.

		Frequency	Percent	Valid Percent	Cumulative Percent
Valid	very dissatisfied	12	3.6	3.8	3.8
	somewhat dissatisfied	35	10.5	10.9	14.7
	neither satisfied nor dissatisfied	110	33.1	34.4	49.1
	somewhat satisfied	116	34.9	36.3	85.3
	very satisfied	47	14.2	14.7	100.0
	Total	320	96.4	100.0	
Missing	9	12	3.6		
Total		332	100.0		

access to adequate health services

		Frequency	Percent	Valid Percent	Cumulative Percent
Valid	very dissatisfied	2	.6	.6	.6
	somewhat dissatisfied	14	4.2	4.2	4.8
	neither satisfied nor dissatisfied	38	11.4	11.5	16.4
	somewhat satisfied	128	38.6	38.8	55.2
	very satisfied	148	44.6	44.8	100.0
	Total	330	99.4	100.0	
Missing	9	2	.6		
Total		332	100.0		

access to entertainment opportunities

		Frequency	Percent	Valid Percent	Cumulative Percent
Valid	very dissatisfied	6	1.8	1.8	1.8
	somewhat dissatisfied	28	8.4	8.5	10.3
	neither satisfied nor dissatisfied	97	29.2	29.5	39.8
	somewhat satisfied	125	37.7	38.0	77.8
	very satisfied	73	22.0	22.2	100.0
	Total	329	99.1	100.0	
Missing	9	3	.9		
Total		332	100.0		

access to cultural events and programs

		Frequency	Percent	Valid Percent	Cumulative Percent
Valid	very dissatisfied	2	.6	.6	.6
	somewhat dissatisfied	27	8.1	8.2	8.8
	neither satisfied nor dissatisfied	108	32.5	32.9	41.8
	somewhat satisfied	131	39.5	39.9	81.7
	very satisfied	60	18.1	18.3	100.0
	Total	328	98.8	100.0	
Missing	9	4	1.2		
Total		332	100.0		

availability of renewable and alternative energy development

		Frequency	Percent	Valid Percent	Cumulative Percent
Valid	very dissatisfied	18	5.4	5.6	5.6
	somewhat dissatisfied	37	11.1	11.6	17.2
	neither satisfied nor dissatisfied	111	33.4	34.8	52.0
	somewhat satisfied	108	32.5	33.9	85.9
	very satisfied	45	13.6	14.1	100.0
	Total	319	96.1	100.0	
Missing	9	13	3.9		
Total		332	100.0		

level of practicing sustainable agriculture

		Frequency	Percent	Valid Percent	Cumulative Percent
Valid	very dissatisfied	4	1.2	1.3	1.3
	somewhat dissatisfied	30	9.0	9.6	10.9
	neither satisfied nor dissatisfied	84	25.3	26.8	37.7
	somewhat satisfied	137	41.3	43.8	81.5
	very satisfied	58	17.5	18.5	100.0
	Total	313	94.3	100.0	
Missing	9	19	5.7		
Total		332	100.0		

opportunities to reduce your impact on and adapting to climate change

		Frequency	Percent	Valid Percent	Cumulative Percent
Valid	very dissatisfied	23	6.9	7.3	7.3
	somewhat dissatisfied	34	10.2	10.8	18.1
	neither satisfied nor dissatisfied	144	43.4	45.7	63.8
	somewhat satisfied	78	23.5	24.8	88.6
	very satisfied	36	10.8	11.4	100.0
	Total	315	94.9	100.0	
Missing	9	17	5.1		
Total		332	100.0		

maintenance of natural viewscapes that are not interrupted by man-made features

		Frequency	Percent	Valid Percent	Cumulative Percent
Valid	very dissatisfied	29	8.7	8.8	8.8
	somewhat dissatisfied	35	10.5	10.7	19.5
	neither satisfied nor dissatisfied	75	22.6	22.9	42.4
	somewhat satisfied	127	38.3	38.7	81.1
	very satisfied	62	18.7	18.9	100.0
	Total	328	98.8	100.0	
Missing	9	4	1.2		
Total		332	100.0		

conservation and protection of water resources

		Frequency	Percent	Valid Percent	Cumulative Percent
Valid	very dissatisfied	14	4.2	4.3	4.3
	somewhat dissatisfied	34	10.2	10.4	14.7
	neither satisfied nor dissatisfied	82	24.7	25.2	39.9
	somewhat satisfied	129	38.9	39.6	79.4
	very satisfied	67	20.2	20.6	100.0
	Total	326	98.2	100.0	
Missing	9	6	1.8		
Total		332	100.0		

level of noise pollution

		Frequency	Percent	Valid Percent	Cumulative Percent
Valid	very dissatisfied	6	1.8	1.8	1.8
	somewhat dissatisfied	14	4.2	4.3	6.1
	neither satisfied nor dissatisfied	65	19.6	19.9	26.1
	somewhat satisfied	131	39.5	40.2	66.3
	very satisfied	110	33.1	33.7	100.0
	Total	326	98.2	100.0	
Missing	9	6	1.8		
Total		332	100.0		

level of air pollution

		Frequency	Percent	Valid Percent	Cumulative Percent
Valid	very dissatisfied	2	.6	.6	.6
	somewhat dissatisfied	24	7.2	7.3	7.9
	neither satisfied nor dissatisfied	60	18.1	18.3	26.2
	somewhat satisfied	126	38.0	38.4	64.6
	very satisfied	116	34.9	35.4	100.0
	Total	328	98.8	100.0	
Missing	9	4	1.2		
Total		332	100.0		

maintenance of natural wildlife and fish populations

		Frequency	Percent	Valid Percent	Cumulative Percent
Valid	very dissatisfied	7	2.1	2.2	2.2
	somewhat dissatisfied	20	6.0	6.2	8.3
	neither satisfied nor dissatisfied	58	17.5	17.8	26.2
	somewhat satisfied	138	41.6	42.5	68.6
	very satisfied	102	30.7	31.4	100.0
	Total	325	97.9	100.0	
Missing	9	7	2.1		
Total		332	100.0		

access to recycling programs

		Frequency	Percent	Valid Percent	Cumulative Percent
Valid	very dissatisfied	7	2.1	2.1	2.1
	somewhat dissatisfied	23	6.9	6.9	9.1
	neither satisfied nor dissatisfied	46	13.9	13.9	23.0
	somewhat satisfied	138	41.6	41.7	64.7
	very satisfied	117	35.2	35.3	100.0
	Total	331	99.7	100.0	
Missing	9	1	.3		
Total		332	100.0		

environmental impacts of industrial development

		Frequency	Percent	Valid Percent	Cumulative Percent
Valid	very dissatisfied	23	6.9	7.1	7.1
	somewhat dissatisfied	35	10.5	10.8	18.0
	neither satisfied nor dissatisfied	110	33.1	34.1	52.0
	somewhat satisfied	112	33.7	34.7	86.7
	very satisfied	43	13.0	13.3	100.0
	Total	323	97.3	100.0	
Missing	9	9	2.7		
Total		332	100.0		

protection of the natural environment within the MD

		Frequency	Percent	Valid Percent	Cumulative Percent
Valid	very dissatisfied	13	3.9	4.0	4.0
	somewhat dissatisfied	28	8.4	8.5	12.5
	neither satisfied nor dissatisfied	88	26.5	26.8	39.3
	somewhat satisfied	140	42.2	42.7	82.0
	very satisfied	59	17.8	18.0	100.0
	Total	328	98.8	100.0	
Missing	9	4	1.2		
Total		332	100.0		

protection of the natural environment surrounding the MD

		Frequency	Percent	Valid Percent	Cumulative Percent
Valid	very dissatisfied	19	5.7	5.9	5.9
	somewhat dissatisfied	36	10.8	11.3	17.2
	neither satisfied nor dissatisfied	90	27.1	28.1	45.3
	somewhat satisfied	122	36.7	38.1	83.4
	very satisfied	53	16.0	16.6	100.0
	Total	320	96.4	100.0	
Missing	9	12	3.6		
Total		332	100.0		

loss of agricultural land to non-agricultural uses

		Frequency	Percent	Valid Percent	Cumulative Percent
Valid	very dissatisfied	19	5.7	6.0	6.0
	somewhat dissatisfied	71	21.4	22.3	28.2
	neither satisfied nor dissatisfied	119	35.8	37.3	65.5
	somewhat satisfied	81	24.4	25.4	90.9
	very satisfied	29	8.7	9.1	100.0
	Total	319	96.1	100.0	
Missing	9	13	3.9		
Total		332	100.0		

economic development in the region

		Frequency	Percent	Valid Percent	Cumulative Percent
Valid	very dissatisfied	10	3.0	3.1	3.1
	somewhat dissatisfied	43	13.0	13.4	16.5
	neither satisfied nor dissatisfied	136	41.0	42.2	58.7
	somewhat satisfied	99	29.8	30.7	89.4
	very satisfied	34	10.2	10.6	100.0
	Total	322	97.0	100.0	
Missing	9	10	3.0		
Total		332	100.0		

population growth

		Frequency	Percent	Valid Percent	Cumulative Percent
Valid	very dissatisfied	11	3.3	3.4	3.4
	somewhat dissatisfied	32	9.6	9.8	13.1
	neither satisfied nor dissatisfied	140	42.2	42.8	56.0
	somewhat satisfied	100	30.1	30.6	86.5
	very satisfied	44	13.3	13.5	100.0
	Total	327	98.5	100.0	
Missing	9	5	1.5		
Total		332	100.0		

availability of affordable housing

		Frequency	Percent	Valid Percent	Cumulative Percent
Valid	very dissatisfied	14	4.2	4.5	4.5
	somewhat dissatisfied	55	16.6	17.6	22.1
	neither satisfied nor dissatisfied	126	38.0	40.4	62.5
	somewhat satisfied	81	24.4	26.0	88.5
	very satisfied	36	10.8	11.5	100.0
	Total	312	94.0	100.0	
Missing	9	20	6.0		
Total		332	100.0		

roads maintenance

		Frequency	Percent	Valid Percent	Cumulative Percent
Valid	very dissatisfied	34	10.2	10.3	10.3
	somewhat dissatisfied	52	15.7	15.7	26.0
	neither satisfied nor dissatisfied	66	19.9	19.9	45.9
	somewhat satisfied	130	39.2	39.3	85.2
	very satisfied	49	14.8	14.8	100.0
	Total	331	99.7	100.0	
Missing	9	1	.3		
Total		332	100.0		

amount of paved roads

		Frequency	Percent	Valid Percent	Cumulative Percent
Valid	very dissatisfied	16	4.8	4.8	4.8
	somewhat dissatisfied	38	11.4	11.5	16.3
	neither satisfied nor dissatisfied	70	21.1	21.1	37.5
	somewhat satisfied	132	39.8	39.9	77.3
	very satisfied	75	22.6	22.7	100.0
	Total	331	99.7	100.0	
Missing	9	1	.3		
Total		332	100.0		

support of locally-based businesses

		Frequency	Percent	Valid Percent	Cumulative Percent
Valid	very dissatisfied	8	2.4	2.4	2.4
	somewhat dissatisfied	37	11.1	11.2	13.7
	neither satisfied nor dissatisfied	77	23.2	23.4	37.1
	somewhat satisfied	141	42.5	42.9	79.9
	very satisfied	66	19.9	20.1	100.0
	Total	329	99.1	100.0	
Missing	9	3	.9		
Total		332	100.0		

access to affordable high-speed internet

		Frequency	Percent	Valid Percent	Cumulative Percent
Valid	very dissatisfied	41	12.3	12.9	12.9
	somewhat dissatisfied	45	13.6	14.1	27.0
	neither satisfied nor dissatisfied	68	20.5	21.3	48.3
	somewhat satisfied	93	28.0	29.2	77.4
	very satisfied	72	21.7	22.6	100.0
	Total	319	96.1	100.0	
Missing	9	13	3.9		
Total		332	100.0		

property taxes in line with services received

		Frequency	Percent	Valid Percent	Cumulative Percent
Valid	very dissatisfied	31	9.3	9.4	9.4
	somewhat dissatisfied	54	16.3	16.4	25.8
	neither satisfied nor dissatisfied	100	30.1	30.3	56.1
	somewhat satisfied	96	28.9	29.1	85.2
	very satisfied	49	14.8	14.8	100.0
	Total	330	99.4	100.0	
Missing	9	2	.6		
Total		332	100.0		

diversification of the economy

		Frequency	Percent	Valid Percent	Cumulative Percent
Valid	very dissatisfied	6	1.8	1.9	1.9
	somewhat dissatisfied	37	11.1	11.5	13.3
	neither satisfied nor dissatisfied	144	43.4	44.6	57.9
	somewhat satisfied	107	32.2	33.1	91.0
	very satisfied	29	8.7	9.0	100.0
	Total	323	97.3	100.0	
Missing	9	9	2.7		
Total		332	100.0		

employment opportunities for youth

		Frequency	Percent	Valid Percent	Cumulative Percent
Valid	very dissatisfied	23	6.9	7.3	7.3
	somewhat dissatisfied	66	19.9	21.1	28.4
	neither satisfied nor dissatisfied	119	35.8	38.0	66.5
	somewhat satisfied	77	23.2	24.6	91.1
	very satisfied	28	8.4	8.9	100.0
	Total	313	94.3	100.0	
Missing	9	19	5.7		
Total		332	100.0		

quality employment opportunities within the community

		Frequency	Percent	Valid Percent	Cumulative Percent
Valid	very dissatisfied	16	4.8	4.9	4.9
	somewhat dissatisfied	56	16.9	17.3	22.2
	neither satisfied nor dissatisfied	127	38.3	39.2	61.4
	somewhat satisfied	102	30.7	31.5	92.9
	very satisfied	23	6.9	7.1	100.0
	Total	324	97.6	100.0	
Missing	9	8	2.4		
Total		332	100.0		

Factor Analysis Principal components

Component Matrix(a)

Column1	Component									
	1	2	3	4	5	6	7	8	9	10
preserving the ranching and agricultural lifestyle	0.34	-0.142	0.544	-0.244	0.435	0.001	0.01	-0.084	-0.097	0.205
increasing the amount of paved roads	0.422	0.335	-0.377	0.122	0.42	-0.021	-0.018	0.125	0.008	-0.098
having the ability to make decisions about what occurs on your land	0.24	0.067	0.45	0.159	0.331	0.207	-0.201	-0.168	0.071	0.283
having well-maintained roads	0.535	0.315	-0.04	0.277	0.3	-0.19	-0.127	0.026	-0.034	0.012
minimizing the loss of agricultural land to non-agricultural uses	0.569	-0.344	0.255	-0.289	0.285	-0.045	0.065	0.129	-0.111	0.031
having access to entertainment opportunities	0.557	0.198	-0.193	-0.419	0.198	0.183	0.311	-0.103	0.072	-0.058
attracting population growth	0.271	0.551	-0.392	-0.113	0.181	0.13	-0.197	0.259	0.199	-0.076
conserving and protecting water resources	0.571	-0.321	-0.062	0.332	0.137	0.09	-0.086	-0.211	0.126	-0.052
minimizing noise pollution	0.513	-0.341	-0.045	0.241	0.134	0.046	0.083	-0.092	0.241	-0.308
encouraging economic development in the region	0.287	0.474	-0.142	0.257	0.13	0.113	0.105	-0.079	0.358	0.103
living in an area that is safe and secure	0.399	0.366	0.419	0.074	0.129	0.234	0.009	0.221	-0.214	0.022
providing employment opportunities for youth	0.664	0.06	-0.181	0.159	0.119	-0.306	0.004	0.025	-0.174	0.187
reducing our impact on and adapting to climate change	0.602	-0.187	0.004	-0.368	0.108	-0.17	-0.153	-0.195	0.015	-0.145
supporting locally-based businesses	0.617	-0.059	-0.098	-0.055	0.098	-0.247	0.239	0.07	-0.293	0.213
living in an area that is not crowded	0.245	-0.297	0.457	-0.05	0.075	-0.287	0.255	0.332	0.264	-0.016
having access to cultural events and programs	0.618	0.163	-0.237	-0.417	0.045	0.171	0.283	-0.048	0.036	-0.003
having quick emergency response times	0.389	0.291	0.386	0.235	0.011	0.378	-0.075	0.031	-0.02	0.051
having access to recycling programs	0.655	-0.135	-0.197	-0.263	0.006	0.196	0.022	0.045	-0.13	0.018
access to affordable high-speed internet	0.254	0.157	-0.387	0.217	-0.004	-0.047	0.519	-0.17	-0.144	0.023
minimizing air pollution	0.737	-0.287	-0.033	0.155	-0.033	-0.115	-0.074	-0.081	0.156	-0.079
maintaining natural viewsapes that are not interrupted by man-made features	0.626	-0.341	-0.079	-0.036	-0.045	0.164	-0.257	0.237	-0.215	-0.114
having quality employment opportunities within the community	0.544	0.392	0.071	0.157	-0.061	-0.217	-0.019	-0.091	-0.079	0.075
maintaining natural wildlife and fish populations	0.623	-0.391	-0.136	0.204	-0.065	0.061	-0.052	-0.109	0.089	-0.017
protecting quality of life for seniors	0.448	0.148	0.369	-0.022	-0.066	-0.232	-0.022	0.051	0.072	-0.208
availability of affordable housing	0.543	0.436	-0.089	0.079	-0.096	-0.017	-0.24	-0.047	0.036	0.067
practicing sustainable agriculture	0.438	0.026	0.348	-0.167	-0.111	-0.214	-0.177	-0.055	0.142	-0.247
having access to adequate health services	0.406	0.364	0.338	0.151	-0.126	0.222	0.061	-0.142	-0.065	-0.388
protecting the natural environment surrounding the MD	0.705	-0.414	-0.152	0.094	-0.127	0.147	-0.102	0.037	-0.069	0.044
protecting the natural environment within the MD	0.745	-0.426	-0.139	0.024	-0.137	0.168	-0.088	0.04	-0.108	0.07
welcoming a diversity of newcomers, different cultures, ages, ethnicity etc.	0.384	0.287	-0.24	-0.473	-0.149	0.134	-0.236	0.233	0.254	0.082
renewable and alternative energy development	0.326	0.272	0.08	-0.389	-0.165	-0.409	-0.101	-0.392	0.085	0.051
knowing your opinion influences planning decisions	0.46	-0.198	0.098	0.233	-0.171	0.013	0.304	0.089	0.203	0.197
having a diversified economy	0.489	0.372	-0.029	0.191	-0.181	-0.354	-0.051	0.046	0.045	0.15

having access to quality education	0.319	0.337	0.276	-0.105	-0.206	0.255	0.252	-0.319	-0.154	-0.181
having property taxes that are in line with services received	0.385	0.299	0.005	0.128	-0.262	-0.172	-0.008	0.289	-0.376	-0.285
minimizing the environmental impacts of industrial development	0.59	-0.406	-0.167	0.025	-0.265	0.026	-0.045	-0.081	0.058	0.009
living in a community where people look out for one another	0.376	0.066	0.29	-0.025	-0.329	0.047	0.304	0.368	0.279	0.086
having nearby access to outdoor recreational opportunities	0.331	0.164	0.106	-0.065	-0.471	0.176	-0.131	-0.132	-0.053	0.416

Extraction Method: Principal Component Analysis.

10 components extracted.

Total Variance Explained

Component	Initial Eigenvalues			Extraction Sums of Squared Loadings		
	Total	% of Variance	Cumulative %	Total	% of Variance	Cumulative %
1	9.526	25.069	25.069	9.526	25.069	25.069
2	3.495	9.197	34.267	3.495	9.197	34.267
3	2.471	6.504	40.77	2.471	6.504	40.77
4	1.857	4.886	45.656	1.857	4.886	45.656
5	1.543	4.061	49.717	1.543	4.061	49.717
6	1.417	3.729	53.446	1.417	3.729	53.446
7	1.244	3.274	56.72	1.244	3.274	56.72
8	1.118	2.942	59.662	1.118	2.942	59.662
9	1.041	2.741	62.402	1.041	2.741	62.402
10	1.012	2.663	65.065	1.012	2.663	65.065
11	0.939	2.472	67.537			
12	0.892	2.347	69.883			
13	0.824	2.17	72.053			
14	0.801	2.109	74.162			
15	0.732	1.925	76.087			
16	0.675	1.775	77.862			
17	0.655	1.725	79.587			
18	0.639	1.681	81.268			
19	0.607	1.598	82.866			
20	0.537	1.414	84.28			
21	0.524	1.38	85.66			
22	0.51	1.343	87.003			
23	0.486	1.278	88.281			
24	0.463	1.218	89.499			
25	0.426	1.12	90.619			
26	0.42	1.105	91.724			
27	0.387	1.019	92.743			
28	0.345	0.907	93.65			
29	0.332	0.874	94.524			
30	0.318	0.838	95.362			
31	0.309	0.813	96.175			
32	0.276	0.727	96.902			
33	0.256	0.673	97.574			
34	0.228	0.6	98.174			
35	0.213	0.562	98.736			
36	0.202	0.532	99.268			
37	0.189	0.497	99.765			
38	0.089	0.235	100			

Extraction Method: Principal Component Analysis.

Component 1 Accounts for 25% of Variance

Environmental Conscience

- protecting the natural environment within the MD
- minimizing air pollution
- protecting the natural environment surrounding the MD
- providing employment opportunities for youth
- having access to recycling programs
- maintaining natural viewsapes that are not interrupted by man-made features
- maintaining natural wildlife and fish populations
- having access to cultural events and programs
- supporting locally-based businesses
- reducing our impact on and adapting to climate change
- minimizing the environmental impacts of industrial development
- conserving and protecting water resources
- minimizing the loss of agricultural land to non-agricultural uses
- having access to entertainment opportunities
- having quality employment opportunities within the community
- availability of affordable housing
- having well-maintained roads
- minimizing noise pollution

Component 2 - Accounts for 9.2% of Variance

Growth Orientation

- attracting population growth
- encouraging economic development in the region

Component 3 - Accounts for 6.5% of the Variance

Ranching Lifestyle

- preserving the ranching and agricultural lifestyle
- living in an area that is not crowded
- having the ability to make decisions about what occurs on your land

Open-ended Questions

Open-ended (unaided) questions were used to obtain opinions from residents pertaining to issues. Responses were later reclassified into common themes. Respondents could name up to three items. As these are open-ended results they should not be construed as quantitative.

What types of economic development do you feel are most appropriate for this area?	Frequency
Missing	61
Affordable housing and more business coming into town	1
Agricultural	6
Agricultural and large scale retail	1
Agricultural and tourism	1
agriculture	1
Agriculture	17
Agriculture and all forms	1
Agriculture and energy	1
Agriculture and local businesses	1
Agriculture and oil and gas	1
Agriculture and ranching	1
Agriculture and Ranching	1
Agriculture and recreation	1
Agriculture and renewable energy like wind or solar	1
Agriculture and small manufacturing High Tech information services and tourism	1
Agriculture and some logging in the future	3
Agriculture and some manufacturing and alternative energy development	1
Agriculture and tourism	1
Agriculture based	1
Agriculture based and electric generation at existing dam on old man river	1
Agriculture farming small businesses	1
Agriculture need to hire economic dev officer for MD	1
Agriculture related	1
Agriculture tourism recreation logging hunting	1
Allow recreational hunting fishing and hiking	1
Alternative Energy	1
Alternative energy and developing park areas	1
Alternative Energy like wind or solar	1
Alternative energy or wind energy	1
Alternative energy such as windmills	3
Amenity migration	1
Anything that has low environmental impact	1
Anything that will provide employment for people that live here	1
Anything to create employment recreation based	1
Anything to do with ranching	1
Balance of existing sources	1

Clear Cut logging and Wind Energy	1
Combination of alternate energy recreation and agriculture and mainstream energy	1
Continue to maintain the ranching lifestyle	1
Developing tourism and ranching	1
Development of solar power	1
Ecotourism	1
Education	1
Energy industry	1
Farming	1
Farming and agriculture	1
Farming and ranching	3
Farming and Ranching	2
Farming logging and wind	1
Farming ranching	1
Farming ranching and wind power	1
Farming related things	1
Farming some type of industry not mining	3
Help the ranchers to afford to expand	1
I would like them to build a slaughterhouse so we can save on shipping them to the US	1
Increase development of logging and mining industry	1
Increase the oil and gas industry	1
Industrial development but should still stay a ranching community	1
It is good just the way it is	1
Landscaping and environmental type development and wind energy	1
Lease it the way it is	1
Leave the ranch land as ranch land	1
Little logging tourism and recreation	1
Logging and agricultural	1
Logging and mining	1
Magnesium mining	1
Maintain what we already have	1
Maintaining agriculture	1
Maintaining the natural beauty	1
Manufacturing industry	1
Manufacturing industry in the town	1
Mechanical businesses	1
Mining	1
Mining and oil	1
Mining opportunities	1
More businesses such as Costco and Canadian Tire so that we do not have to travel to Lethbridge	1
More employment opportunities who are in need such as disabled people	1
More naturally based resources	1

More of agricultural and industrial uses not retail	1
More places for employment	2
More preservation	1
More recreation such as camping fishing cross-country skiing	1
More recreation such as ski hills	1
More retail	1
More small businesses to provide more employment and economic opportunities	1
More work for youth	1
Natural gas	1
Need more support for people who are farmers and ranchers	1
Need to have a top quality internet service available	1
Oil and gas	2
Oil and Gas	1
Oil and gas and agricultural development	1
Oil and gas and agriculture	1
Oil and Gas and Tourism	1
Oil and gas and wind energy and ranching	1
Oil and gas development in the area	1
Oil and gas development is needed and forestry	3
Oil and gas industry and wind power	2
Oil and Gas leases and clear cut logging	1
Oil and gas leases and wind energy	1
Oil and Gas returning to the area in a respectful way	3
Oil and gas so we can keep the vehicles on the roads	1
Oil and gas wind energy	1
Ones that will not take away the agriculture community and not be hard on the environment	1
Organic farming and greenhouses	1
Outdoor activities and tourism	1
Outdoor Recreation using natural resources.	1
Ranching	6
Ranching and farming	2
Ranching and farming as well as development of parkland for recreation	1
Recreation	5
Recreation and agriculture	1
Recreation and agriculture and tourism	1
Recreation and ranching	1
Recreation and tourism	1
Recreation and tourism and wind energy is growing	1
Recreation and tourism as well as logging and mining	1
Recreation guest ranches bed and breakfast	1
Recreation such as skiing hiking camping	1
Recreational activity such as camping hunting and fishing	1

Recreational and family oriented activities	1
Recreational outdoor things like kayaking and hiking	1
Renewable energy	2
Renewable energy everybody uses it and responsible resources and recreational development	1
Resource development such as magnetite mines	1
Seniors facilities and expand tourism and residential development and alternative energy	1
Ski hill and wind energy	1
Skiing and hiking	1
Small businesses	1
Small businesses and alternative energy	1
Solar and wind and farming	1
Solar energy	1
Something that will build on the agriculture and enhance local markets that are here	1
Something that would help the agricultural community	1
Something with little impact on environment and does not take a lot of water to run	1
Something with real jobs or careers	1
Sustainable agriculture and renewable resources	1
Sustainable and environmentally sound employment opportunities	1
Sustainable energy and agriculture as well as outdoor recreation	1
The oil and gas and wind energy	3
The wind energy	1
The wind power is important but it should not keep going - ski hill and looking after the land	1
The windmills but better locations	1
Things that will protect the natural environment and also enhance economy	1
To sustain what we have and not take away a land for windmills	1
Tourism	12
Tourism agriculture	1
Tourism and agriculture services	3
Tourism and amenity migration	1
Tourism and developing wind power	1
Tourism and farming and oil and gas	1
Tourism and high tech infrastructure to provide opportunity	1
Tourism and recreation	1
Tourism and recreation and agriculture	1
Tourism and small business diversify agriculture	1
Tourism and wind energy	1
Tourism and wind power	1
Tourism and wind power and agriculture and renewable energy	1
Tourism banks and stores	1
Tourism but without disturbing wildlife and wind energy	1
Tourism hiking	1

Tourism parks and recreation	2
Tourism recreation, art school, astrophysics, observatory, organic farming	1
Tourism wind energy and oil and gas	1
Tourism wind power farming and certain amount of mining	1
Tourism winter sports small business like bed and breakfast	1
Use land appropriately by building business without destroying land Use land productively	2
Utilizing natural resources	1
We need some mining, some industry but I do not want it to be overrun	1
What they have now is good enough	1
Wind and solar energy generation, recreation and farming and education	1
Wind energy and agriculture	3
Wind energy and oil and gas leases	2
Wind energy and pipeline	1
Wind energy and recreational opportunities	1
Wind energy and solar energy	1
Wind Energy and subdivisions on rural property	3
Wind energy and tourism	1
Wind energy generation	28
Wind power	3
Wind power, agriculture and a bit of logging	1
Wind power generation	2
Wind power generation, tourism, medical community	1
Windmills	1
Total	332

What types of economic development do you feel are least appropriate for this area?	Frequency
Missing	93
Acreages or people who buy places just for summer housing	1
Additional power lines substations, oil and gas leases, and drilling that are not necessary	1
Adventure parks with motorized recreation	1
Any big Industrial plant	1
Anything environmentally destructive	1
Anything publicly funded	1
Anything that detracts from the natural beauty	1
Anything that disturbs the landscaping like mining	1
Anything that has a lot of carbon emission	1
Anything that infringes on landscape like windmills and mines	1
Anything that interferes with wildlife	1
Anything that is using non-renewable resources and that would impact scenery and wildlife	1
Anything that negatively impacts the water	1
Anything that pollutes	1

Anything that puts environment at risk	1
Atomic energy	1
ATV trails	1
Big businesses such as Wal-Mart	1
Big changes such as Canadian tires or home depot	1
Campgrounds	1
Casinos	1
Chain stores should not be allowed	1
Clear cut logging	10
Clear cut logging and mining	6
Clear cut logging and motorized recreation	1
Clear cut logging and oil and gas leases	1
Clear cut logging and the mining	1
Clear cut mining	1
Coal mining	1
Commercial developments such as seasonal development and golf courses	1
Commercialization like big stores coming in	1
Ecotourism	1
Enlarging the town and no Industrial buildings	1
Exploitation of the land for a few and no benefit for the majority	1
Extractive resources	1
Forestry, oil and gas, anything that brings big trucks heavy machinery	1
Further development of oil and gas	1
Gas and mining	1
Gas and oil leases	1
Gas and oil research and development	1
Gravel pits and feed lots	1
Groups country residential	1
Groups Residential Subdivision	1
Heavy industrial	1
Heavy industrial and mining and lumbering, and any non-environmental activities	1
High end boutiques and malls are not necessary for this area	1
High intensity agriculture like hog farms and seed lots	1
Housing development	1
Hutterite colonies	1
Industrial development	1
Industrial such as mining	1
Industries such as coal mining and pulp and paper mills and nuclear	1
Industry done in a non-environmentally friendly way	3
Large chain stores	1
Large operations that will dampen our environment or the view	1
Limit on wind generation	1
Logging	10

Logging and mining	4
Logging and oil and gas	2
Logging and open areas for all terrain vehicles	1
Logging, gas and oil anything that breaks up the land	1
Logging, oil and gas	1
Logging or oil and gas	1
Magnetite mining in the mountains	1
Manufacturing	2
Mass franchising	1
Mick Jobs like Wal-Mart and McDonalds	1
Mines or open pit mining	1
Mining	31
Mining and big gas companies	1
Mining and clear cut	1
Mining and clear cut logging	2
Mining and clear cut logging and wind farms	1
Mining and coal fired power plants	1
Mining and logging	6
Mining and oil and gas	1
Mining and oil and gas and clear cutting	1
Mining and Oil and gas Leases	1
Mining and oil and gas wells and clear cut logging	1
Mining and timber cut	1
Mining and wind mills	1
Mining because it uses so much water	1
Mining clear cut logging and oil and gas	1
Mining clear cut logging subdividing agriculture land	1
Mining exploration	1
Mining, gas and oil and clear cut logging and residential development	1
Mining, logging clear cutting anything motorized	1
Mining oil and gas motorized recreation clear-cut logging anything nuclear	1
Mining or sour gas wells	1
Mining, timber and wind energy	1
Mining, transmission lines	1
Motor biking in the area	1
Motorized recreation	1
Motorized Recreation	2
Motorized recreation such as biking and quads	1
Motorized tourism	2
Natural gas wells	1
Natural resources extractions	1
No more acreages	1
No more sub-divisions	3

Nothing as long as it is done right	1
Nothing that permanently damages the environment, so no clear cut logging	1
Nuclear power plant	1
Oil and gas	9
Oil and gas and mining	1
Oil and Gas and mining	1
Oil and gas, cutting trees Altalink power poles, anything that changes viewscapes	1
Oil and gas exploration	1
Oil and gas leases	2
Oil and Gas leases	3
Oil and gas leases and clear cut logging	3
Oil and gas, logging, industrial mining	1
Oil and gas, mining and logging	1
Oil and gas wells as well as logging	1
Oil and mining	1
Oil companies and mining	1
Oil industry must be in control, our land has to be looked after like the agriculture	1
Open pit mining	1
Over development of mining and etc	1
Population growth	1
Power lines	1
Protective reserves of natural land like the Andy Russell Reserve -puts strain on other areas	1
Random and off-roads camping	1
Recreation	1
shopping centers and oil and gas development to protect natural resources like wild flowers	1
Smelters	1
Strip mining and clear cut logging	3
Subdividing	1
Subdividing and wind energy	1
Subdividing of acreages	1
Subdivision of rural lands intensive industrial development	1
Subdivisions	2
Subdivisions being built on agricultural land	1
Subdivisions in agricultural areas	1
Subdivisions on agricultural land	2
Sulphur Plants just add to the pollution	1
Supporting local business development of big business who has little contribution to our community	1
Surface mining and ATV use in wilderness	1
Taking farming land and turning it into acreages Filling up the towns more	1
Tearing up the land with ATV and such	1

Things that are not beneficial to the area like casinos and bars things that encourage drinking	1
Things that pollute not fond of feedlots do not want heavy livestock production oil and gas	1
Too many new subdivisions	2
Too much of any one thing	1
Tourism	4
Tourism and mining and clear cut logging	1
Tourism, oil and gas and power lines	1
Wal-Mart's	1
Wind energy	5
Wind energy and new transmission line	1
Wind energy cause they are ugly to look at	1
Wind energy development should be carefully considered and solar energy should be looked in to	1
Wind Farm and clear cutting of forest	1
Wind mills	1
Wind Mills because they are a big eye sore	1
Wind power	2
Wind power because land owner left in the lurch because he has to farm around it	1
Wind turbines	1
Windmills	2
Windmills and clear cut logging	1
Windmills and mining	1
Windmills too many it is all you see	1
Total	332

The best thing about living here is ...	Frequency
Missing	7
A good and productive area	1
Access to recreational activities such as hunting and fishing	1
Agriculture is still held in a high category	1
Amenities of large city with small population and the climate	1
Authentically rural	1
Away from the crowds and the noise as well as the scenery	1
Beautiful and quiet country	1
Beautiful country	1
Beautiful country scenery is lovely	1
Beautiful landscape	1
Beautiful place to live and not populated	1
Beauty natural beauty and the people small town everyone watches out for each other	1
Beauty of area and small community	1
Beauty of surroundings	1

Beauty of the area	1
Being able to enjoy nature and live alongside farmers and ranchers	1
Being able to live in the mountains	1
Being able to live independently and getting the services we need	1
Being close to nature	2
Being close to so much natural beauty	1
Being in the country and the environment and the scenery	1
Blue sky	1
Can ride horses almost anywhere	1
Castle mountain	1
Clean air	1
Clean air and amenities shopping medical care	1
Clean air good views good neighbors	1
Climate	1
Climate and the people	1
Close to ski hill and access to good education	1
Closeness of family	1
Community and history	1
Community the people the area	1
Diverse oil gas wind agriculture lots to serve many people needs well rounded	1
Environment and natural habitat and sense of community	1
Environmentally sustainable	1
Everything	1
Everything try and find a better place	1
Freedom	1
Freedom not controlled like a big city is	1
Fresh air	1
Fresh air and scenery	1
Friendly neighbours and clean town	1
Good church community	1
Good neighbours and the scenery	1
Great views and few bugs	1
Happy where I live	1
Having everything you need close by	1
Having our own land	1
How beautiful it is	1
Hunting and fishing opportunities and not overly crowded	1
I am not close to many cities	1
I am not in the city and Waterton park	1
I am still alive	1
I can see the stars	1
Isolation and view	1
It is a rural community	1

It is not over populated	1
It is not overpopulated and the beautiful scenery	1
It is quiet	3
It is quiet peaceful and very few neighbours	1
It is rural	1
It is so beautiful peaceful uncrowded and safe	1
It is where I was born so it is home	1
It's a beautiful area and there is lots of fresh air	1
Lack of congestion	1
Landscape	2
Landscape close to nature and camping	1
Like the people	1
Like the people of the area	1
Lived here all my life it's my home	1
Living on my farm the space	1
Location proximity to the mountains sense of community	1
Lots of opportunity	1
Mountains	1
My beautiful view of the mountains and it is quiet	1
My environment	1
Natural beauty	2
Natural environment	1
Natural landscape rocky mountains wildflowers and creeks	1
Nature	1
Nice and quiet	1
Nice people	1
No one bothers us and easy access to everything	1
Not crowded	1
Not living in the city	1
Not the wind	1
Not too many people	1
Open spaces	1
Peace	2
Peace and quiet	10
Peace and quiet as well as the scenery	1
Peaceful	1
Property taxes	1
Proximity to the mountains	1
Proximity to wild land and wild life	1
Quality of Life	2
Quiet and beautiful area	1
Quiet and beautiful country side view	1
Quiet and close to mountains	1

Quiet good neighbours	1
Quiet peaceful beautiful	1
Quietness	7
Quietness of country	1
Recreation and climate	1
Remoteness and lack of population	1
Rural lifestyle space air quality safety close to nature	1
Scenery	2
Scenery also people neighbors look out for each other	1
Scenery and life style	1
Scenery and living in mother nature	1
Security and views	1
Sense of community	2
Sense of community and scenery	1
Small community	3
Small community you know everybody	1
Small population	1
Small town and the quiet neighbourhood	1
Small town atmosphere	1
Small town everyone knows everyone you know who is good and bad comfortable safe	1
Solitude	1
Spacious	1
That I live on an acreage	1
That the MD does take input and listen to views and people care about people	1
That the sun shines and it rains	1
That we can have lots of animals	1
The area mountains lakes and more all close by	1
The beautiful community	1
The beauty	2
The beauty and wild life the scenery	1
The beauty of the area	1
The beauty of the country	1
The beauty of the environment	1
The beauty of this environment clean air	1
The beauty the mountains	1
The clean air	1
The clean air and water as well as the beautiful view and peace and quiet	1
The clean air the scenery and the small town feel	1
The climate and the scenery	1
The climate the view and all the recreation and business	1
The closeness to the boarder and the climate and the scenery	1
The comfort of living in this place	1

The community	3
The community and the people who are involved in it	1
The community lifestyle	2
The community the people and the resources that are available	1
The country living	2
The country living and the views	1
The countryside and the view	1
The diversity of all the things entertainment ranching recreation	1
The diversity of the area and closeness to the city	1
The environment	1
The fact that is it an agricultural based community	1
The fact that there is a lot to do for living and working	1
The fine people	1
The freedom to choose activities	1
The freedom we have to express ourselves and to live our lives in peace	1
The freedom you have	1
The fresh air	1
The fresh air and mountain view	1
The fresh air and the stability of the community	1
The geographic location and the views	1
The kind of the people that live here	1
The lack of population	1
The land	1
The land and the people	1
The landscape	1
The level of safety	1
The luxury and freedom I have	1
The mountains	6
The natural beauty	3
The natural beauty and the outdoor activities	1
The natural beauty of the landscape	1
The natural environment	1
The natural environment and people look after one another	1
The natural environment beauty	1
The neighbourhood and the people	1
The neighbours	1
The open natural landscape	1
The open view of mountains and surrounding area	1
The openness	1
The openness of the area	1
The opportunity and the views	1
The outdoors	2
The outdoors and the space and freedom	1

The peace and quiet	9
The peace and quiet and less population	1
The peace and quiet and the scenery	1
The people	5
The people and the ranching	1
The people friendly community	1
The people the view the weather and good health care	1
The privacy	1
The proximity to the mountains and recreational opportunities	1
The quality of life	1
The quality of the people in the community	1
The quietness	1
The remoteness	1
The Rocky Mountains	1
The rural living in terms of the views and wildlife	1
The safety from natural disasters and the scenery and natural recreational	1
The scenery	9
The scenery and being close to recreation	1
The scenery and close to the outdoor	1
The scenery and lake access as well as the friendly people	1
The scenery and the isolation	1
The scenery and the peace	1
The scenery and the peace and quiet	1
The scenery as well as the peace and quiet	1
The school elementary to high school in Lundbreck	1
The sense of community	1
The serenity	1
The serenity of the area	1
The small community	1
The small town atmosphere and natural beauty	1
The small town lifestyle because everyone knows and cares for each other	1
The snowboarding	1
The space	1
The space and the small town feel	1
The sun and wind	1
The surrounding area	2
The view	10
The view and A clean air	1
The view and environment	1
The view and scenery	1
the view and weather nice place to live	1
The views	5
The views and the quiet	1

The viewsapes	1
The water resources	1
The way people support each other	1
The weather climate is never that severe	1
The wide open spaces	4
The wide open spaces and the scenery	1
The wild landscape	1
The wilderness and residents and scenery	1
The wildlife and scenery	1
The wind	1
The wind and the sun	1
There are many actives to do such as swimming.	1
Undeveloped country and wild life	1
Warm winds	1
We are by ourselves and we can see the mountains and the hills	1
We have a nice place with nice land	1
We have our space	1
We have wide open spaces mainly	1
Wide open spaces	2
You get a holistic feeling about the environment	1
Total	332

The worst thing about living here is ...	Frequency
Missing	50
Acreages are driving up the price of property making it hard to maintain agricultural base	1
Becoming too busy in summer	1
Being by myself	1
Being isolated missing amenities	1
Big industries rolling over everybody	1
[deleted by Praxis – racist comment]	1
Certain kids are bullies in the community	1
Clear cut logging	1
Close proximity to oil and gas developments	1
Cold winters	3
Condition of roads	1
Constant incursions from the energy industry	1
Continued extraction of natural resources	1
Development of the landscapes without any future planning	1
Distance I have to travel to get groceries	1
Dust pollution	1
Eleven months of winter	1

Environmentalists trying to change our ways	1
Excessive industrial development	1
Extremity of the weather	1
Gas and oil development	1
Getting old and living here	1
Habitat destruction	1
Hard to make a living farming	1
Have to drive 20 miles to get a quart of milk	1
Having commercial business right next door to where I live	1
I do not like the sewage pit just outside of Lundbreck	1
I have to drive really far to shop we have no shopping here	1
I live next to highway 22	1
If you do not work for shell or go to proper church you can be an outcast	1
In town acts of violence	1
Influx of acreage owners city people have no respect for agriculture or land	1
Isolated	1
It is a bit cold	1
It is too small	1
It is windy	1
Lack of cultural events	1
Lack of good internet service and bad roads	1
Lack of openness regarding councils decisions regarding transmission lines and industries	1
Lack of paved roads	1
Land prices too high to continue family ranching	1
Last winter and the windmills	1
Logging	1
Long winter	1
Long winters	1
MD is slowly growing away from being a community	1
Meeting people	1
Mosquitoes	1
Municipal taxes	1
My gravel road and the wind	1
Natives on the street also do not like windmills wreck landscape	1
Need to drive to go everywhere and cost of fuel	1
Needs more paved roads	1
No internet	1
No jobs for the youth	1
No work	1
Not a lot of entertainment	1
Not able to sustain a ranch because of growth	1
Not close to medical facilities for specified surgeries such as cancer	1
Not enough employment availability for post secondary graduates	1

Not enough services	1
Not enough things to do around here after school and work	1
Not making any money	1
Not many employment opportunities	1
Nothing	1
Number of people coming in	1
Oil and gas and the logging that is ruining the scenery	1
Oil and gas industry	1
People trying to take away the scenery	1
Pollution	1
Pollution from tourists	1
Power company wanting to put lines and substation that is not necessary	1
Power outages in the winter	1
Price of land too high	1
Property taxes	1
Proximity to the local reservation	1
Quiet	1
Recreational based prices	1
Road maintenance	1
Rural road maintenance	1
Seeing public drunkenness	1
Small town atmosphere	1
Sometimes the wind	1
Taking the garbage in	1
Taxes	1
the area lacks jobs	1
the campers in the summer time	1
The climate	3
The climate change	1
The climate changes	1
The commute to other towns	1
The concern over the threat to sustainable agriculture and environmental issues	1
The distance from services	1
The fact I have neighbours	1
The gravel roads	2
The isolation	2
The lack of good restaurants	1
The lack of recreation for youth	1
The long winter	1
The long winters	3
The mud by Thistle Crescent	1
The negative reaction from the community about new industrial developments	1
The new comers are not welcome	1

The new development that is occurring	1
The noise and dust pollution	1
The pollution and impact of industries	1
The possibility of windmills going up	1
The possible increase of development of oil and gas and power lines	1
The pressure from all the different interest groups such as conservation and tourism	1
The quality of programming for special needs	1
The road maintenance	1
The roads getting here	1
The snow during winter	1
The soil and the wind	1
The summer is too short	1
The taxes	1
The weather	10
The weather the wind	1
The wildlife coming onto our land	1
The wind	99
The Wind	1
The wind and the way the MD is run	1
The wind does not blow enough	1
The wind is turbulent	1
The wind mills	1
The wind power ruining the view	1
The wind the weather the long winter	1
The windmill	1
The windmills	4
The windmills and the thought of clear cut logging in the castle and mining potential	1
The winter roads	1
The winters	2
The winters and the wind	1
There is no maintenance in the city and taxes keep going up	1
There is not high speed internet	1
Too many people	2
Too many restrictions on the properties	1
Too much control from the government	1
Too much government interference in daily operations on farm like permit to burn hay bails	1
Too much industrial development	1
Too much water in the spring the flooding	1
Too much wind	1
Trying to log and mine in the area	1
Trying to make a living	1
We are kind of far out of the town	1

We do not have high quality of education or health services	1
We have a council that does not listen to its people	1
Weather	1
Weekenders trying to pull in trailers and treating it like a camping spot making lots of noise	1
When the snow is blowing	1
Wind and lack of affordable housing	1
Wind and warmer weather	1
Wind, dust, air pollution from pig farms	1
Windmills	2
Windy	1
Winter	1
Winter is too long	1
Winter roads not being maintained	1
Winters	2
Winters with no sun and getting in and out in winter time	1
Total	332

One concern I have about the future of the area is ...	Frequency
Missing	46
Accessibility to fresh clean water	1
Acreage development	1
Afraid situation will not be sustained as it is now with regards to economic growth and lifestyle	1
Agricultural land being turned into acreages	1
Agricultural land getting broken up and pollution by industries	1
Agriculture being able to continue	1
All the clear cut logging	1
All the land goes to acreages	1
All the ugly windmills that disrupt my beautiful view	1
All the windmills	1
Amount of feed lots being allowed in area manure	1
An unintelligent environmental movement	1
Attempting to make a huge park Waterton, Crowsnest threatens recreational activities	1
Big corporate stores coming into the area	1
Breaking up of the land logging anything that breaks up the land	1
Building subdivisions on agricultural lands	1
Clear cut logging	2
Clear cut logging in Castle area	1
Clear cutting in the castle is worrisome	1
Climate change fear of drought	1

Climate change we do not know how land will hold up if we have to adapt	1
Continual growth	1
Continued growth	1
Continued logging and oil and gas	1
Continued wind power development that takes over countryside	1
Cutting down the trees and ruining the environment	1
Declining population in our schools	1
Deforestation and mining	1
Destruction caused by recreational uses	1
Destruction of landscape	1
Development	1
Development bylaws pertaining to acreages	1
Development of too many wind farms	1
Development of too much alternative energy	1
Development of wind energy would like to see more of it	1
Disrespecting natural landscape	1
Dividing up the agricultural land for recreational purposes	1
Economy no jobs never any youth because of no jobs they do not stick around	1
Education	1
Encroaching industrial development	1
Encroachment of industry away from agriculture	1
Environmentalist views are potentially harmful	1
Excessive industrial development	1
Fluctuation in prices of agriculture produce and cattle	1
Forests and animals. If we keep logging how many bears and cougars forced out of area	1
Further development of oil and gas	1
Gas plants and coal mines	1
Government letting too much of the resources being exploited	1
Government telling land owners what they can and cannot do on their land	1
Government telling us what to do with land forcing things on us on our own property like pipeline	1
Growth town growth population	1
How much they allow industrial and residential developments	1
How they are going to handle new growth and attract new population	1
I do not have any concerns	1
If people continue with agriculture and the profitability in it	1
If the farming stops	1
Impact of mining and energy development on environment	1
Inappropriate development	1
Inappropriate management of natural resources	1
Increasing development for non-agricultural uses on agricultural land	1
Increasing oil and gas development and power line infrastructure	1
Incursions from the energy industry	1

Industrial mining	1
Is that the MD is going to allow too many windmills clear cut logging and mining	1
It may ultimately end up like the rest of the province in terms of the industrial development	1
It might get over crowded	1
It will be used and abused with over development not making industry follow the rules	1
It will become a little Calgary	1
Kids, bullies, safety issues	1
Lack of economic growth	1
Lack of employment for the young people	1
Lack of industry	1
lack of personality in community lack of direction regarding town posturing	1
Lack of planning	1
Lack of protection of castle mountain area	1
Land owner rights might change and irrigation rights	1
Land use planning	1
Like to see more growth	1
Limited access to trails for off road vehicles will be limited	1
Local businesses staying viable against Wal-Mart and Rona	1
Logging	1
Logging and mining close to my residence	1
Logging in the back country it will change the weather and amount of rain	1
Long term sustainability in the economy	1
Losing agricultural land to developers	1
Losing the youth population	1
Losing too much agricultural land	1
Losing youth because we do not have good employment and school opportunities	1
Loss of agricultural base in community	1
Loss of agricultural land	2
Loss of agricultural land to non-agricultural use	1
Loss of agricultural land to non-agricultural uses	1
Loss of small family farms and loss of farm land to urban development	1
Loss of viewscapes	1
Lowered zoning standards have lowered property values	1
Making this a feed lot alley	1
May become more polluted in time	1
Mining	1
Mining and power lines and sub stations	1
More city people moving in without the level of care we have currently	1
More oil and gas leases	1
Multiple subdivisions eating up agricultural land	1
My environment will be encroached upon and changed by non-thinking individuals irreparably	1

Native pasture converted to farm land	1
New power line	1
No jobs so people leave	1
No windmills should be put against the mountains here	1
Not economically diversified enough	1
Not enough housing	1
Not enough young families moving in because of current affordability	1
Oil and gas developments	1
Oil and gas leases	1
Oil and gas production and pollution	1
Opportunities for youth not enough in employment	1
Outsiders who have money coming in and buying up the land	1
Over crowding	1
Over development	1
Over population	5
Over population destruction of natural environment	1
Over protecting it	1
Overcrowding windmills	1
Overgrowth	1
Overpopulation	2
Overproduction of the oil and gas leases	1
People making decisions that do not understand what is happening	1
People not being able to afford to continue to farm or ranch	1
People who buy recreation property and do not live here	1
Pollution	1
Population growth	1
Population is aging with replacement young people	1
Possibility of rape and pillage of area	1
Predominance of wind mills in mountain view lack of paved roads	1
Preservation and controlling of how forestry is used	1
Preserving of the environment	1
Pressure from outside to change policies within example environmental sierra club keep local govern	1
Price of agricultural land too costly to support agriculture and overpopulation of deer	1
Progress of big business	1
Proliferation of deer elk and bear populations out of control	1
Proper leadership	1
Protection of the castle I feel there should not be any logging in the area	1
Protection of the land and wildlife	1
Putting power lines and pipelines in agricultural areas	1
Random camping they do a lot of environmental damage Need more designated areas for camping	1
Range ranching is going to be negatively impacted due to industrial development	1

Rich people buying land and subdividing it	1
Sell land to build housing communities	1
Selling off small parcels selling small parcels of land to people who can't maintain them	1
Short term gain long term degrading of environment	1
Sub division of farm lands	1
Subdividing	1
Subdivision of agriculture land for housing	1
Subdivisions of ranch lands and the cost of land is increasing tremendously	1
Sustainability	1
Sustainability of agriculture	3
Sustaining small business might not survive	1
Taxes and agriculture land diminishing Taxes high	1
That if they do not reduce the impact from the industries it will affect the watersheds	1
That it will become overpopulated	1
That it will become too commercial Too many acreages huge houses Forgetting our roots	1
That overpopulation may ruin it	1
That property is going to be subdivided to the point where we become like the outer edges of Calgary	1
That the Castle SMA will be closed for the wrong purposes	1
That the cost of living will be too high	1
That the environment will not be protected	1
That the wildlife will be disturbed as well as the scenery with all the economic development	1
That there is not enough employment opportunities for youth	1
That there will be windmills everywhere	1
That there will not be any privacy because eventually everywhere will be subdivided	1
That they are not keeping up with the rest of the world	1
That they restrict subdivisions here too much and we need the revenue	1
That they sustain the agriculture industry	1
That they will add more windmills	1
That they will allow way too many acreages	1
That they will dig it up saw it down and ruin the water	1
That we do not get too much population growth who change the goals of the community	1
That we embrace the future in a positive way	1
The ability of the elected officials to make decisions without public input	1
The administrative planning is too short ranged	1
The aging on the lakes	1
The amount of development	1
The area staying a ranching area	1
The chance of higher taxes	1
The clear cut logging	1
The cost of living	1
The cost of living going too high	1

The destruction of the Beaver Mines wildlife area with the intrusion of oil and gas pipelines	1
The development is slow	1
The environmentalists	1
The farmers are not allowed enough subdivision of their lands to make ends meet	1
The flooding of the water ways	1
The future of Castle Valley	1
The genetically modified technology back firing	1
The government could do more to help the ranching	1
The government has little regard for preserving the pristine of nature	1
The growth	1
The industrial development	1
The lack of quality education	1
The lack of vision by the politicians	1
The larger businesses might not last	1
The logging	1
The logging and oil and gas leases in the area	1
The loss of agricultural land	1
The loss of agricultural land for young people	1
The loss of agricultural land to industrial development like mining	1
The loss of agricultural land to recreation opportunities and acreages	1
The loss of natural resources for development	1
The loss of protection of the watershed	1
The loss of ranchers	1
The loss of the youth to the cities	1
The MD want new development of new industry	1
The mining potential	1
The mining proposal	1
The nature conservancy buying up all the land and annexing all the people that live there	1
The number of windmills for wind energy	1
The population is aging and not being replaced	1
The provincial government is gaining too much control over the MD area	1
The ranching land gone to acreages	1
The scenery and the view disappearing because of development	1
The small farms will be split up to make room for housing	1
The stagnation not enough employment for the youth	1
The sustainability of the ranching community	1
The waste management	1
The water being kept clean	1
The way that the current councillors are doing their job	1
The windmills being an eye sore	1
The windmills going up	1
The windmills over taking the land	1

There are too many people coming in and breaking up the land for non-agriculture uses	1
There is no future for small family farms	1
They are ruining the environment with all the acreages like every corner has a house stuck to it	1
They do not restrict the number of bears in the area	1
They might close down the schools because there are not enough students	1
Things should remain in the slow growth area	1
Things to remain the same as they are right now	1
Threat to sustainable agriculture and environmental issues	1
Too many windmills	1
Too high of real estate prices	1
Too many acreages	1
Too many subdivisions	1
Too many wind turbines	2
Too many windmills	3
Too many windmills planted near the houses	1
Too many young people leaving	1
Too much industrial development	1
Too much commercialization of natural resources	1
Too much complaining and interference	1
Too much development	2
Too much development residential	1
Too much industrial development	1
Too much industrial growth	1
Too much industry and oil wells	1
Too much of subdivision effects of industries on the environment	1
Too much oil and gas development	1
Too much power development	1
Too much timber being harvested	1
Too much tourism and city people coming in and buying us out	1
Too rapid of growth population	1
Tough to turn farm over to child due to cost of farm	1
Trying to balance between expanding the town and keeping it as natural as possible	1
Unsuitable development	1
Urbanization	1
Water quality	1
We become too rigid with bylaws tied up in legality	1
We start ending up being like Fernie or Bragg creek	1
We will be overrun by environmentalists	1
We will not look after what we have	1
Wildlife on the highways	1
Will be overcome by town	1
Wind mills	1

Windmills	1
Windmills ruining the scenery	1
Windmills too many of them and scattered everywhere	1
Young people will move away because there is not enough offered here	1
Total	332