
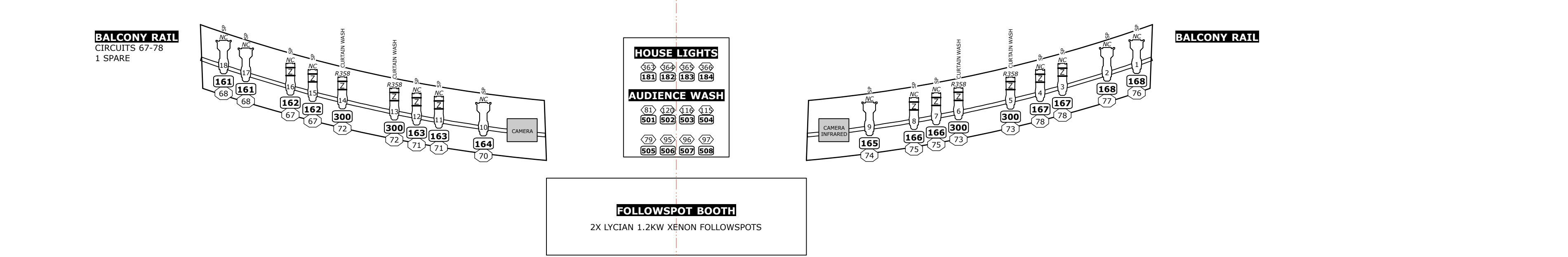
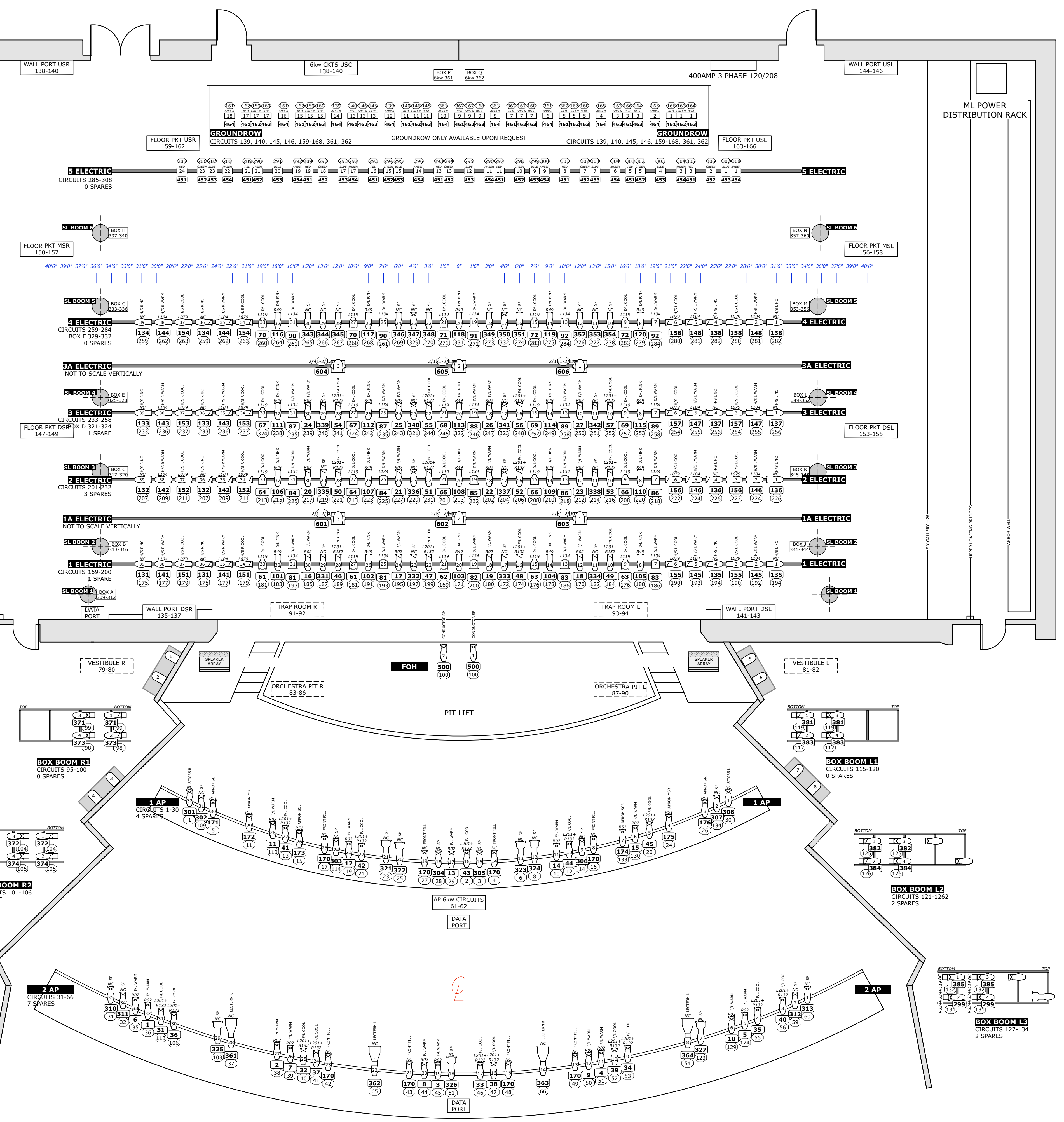


| # | DESCRIPTION | TRIM | CT |
|----|------------------------|---------|----|
| 1 | CROSSOVER LIGHTS | | |
| 2 | CYCLORAMA | | |
| 3 | 2" X 2" TENSION BLOCK | | |
| 4 | REAR PROJECTION SCREEN | | |
| 5 | 8" ELECTRIC | 34"-5" | 24 |
| 6 | 6" BLACK LEGS | | |
| 7 | 6" BLACK BORDER | 25"-5" | |
| 8 | 72" BLACK TRAVELER | | |
| 9 | 6" ORCHESTRA SHELL | | |
| 10 | 6" BLACK TRAVELER | | |
| 11 | 6" BLACK LEGS | | |
| 12 | 6" BLACK BORDER | 24"-5" | |
| 13 | BLACK SCRIM | | |
| 14 | 2" ORCHESTRA SHELL | | |
| 15 | 8" ELECTRIC | 30"-3" | 26 |
| 16 | 6" BLACK LEGS | | |
| 17 | 6" BLACK BORDER | 25"-0" | |
| 18 | DS BLACK TRAVELER | | |
| 19 | 72" ELECTRIC | 30"-5" | 32 |
| 20 | 72" ELECTRIC | 28"-10" | |
| 21 | #1 ORCHESTRA SHELL | | |
| 22 | #2 BLACK LEGS | | |
| 23 | #2 BLACK BORDER | 24"-2" | |
| 24 | #1 ELECTRIC | 29"-11" | 32 |
| 25 | #1 BLACK LEGS | | |
| 26 | #1 BLACK BORDER | 24"-9" | |
| 27 | MAIN CURTAIN | | |
| 28 | VALANCE | 24"-0" | |



| Color | Size | Count |
|--------------|----------|-------|
| AMBER | 8.4X9.4" | 18 |
| BLUE | 8.4X9.4" | 18 |
| GREEN | 8.4X9.4" | 18 |
| L079 | 6.25" | 16 |
| L104 | 6.25" | 16 |
| L119 | 7.5" | 27 |
| L134 | 10" | 20 |
| L201+R132 | 6.25" | 27 |
| NC | 8.4X9.4" | 4 |
| NC | 6.25" | 77 |
| NC | 7.5" | 12 |
| R02 | 6.25" | 4 |
| R31+R33+R119 | 6.25" | 4 |
| R359 | 7.5" | 4 |
| R49 | 6.25" | 6 |
| R51 | 6.25" | 6 |
| RED | 8.4X9.4" | 18 |
| WHEEL 3 | N/A | 6 |

| TYPE | USED | TOTAL | REMAIN |
|------------|------|-------|--------|
| ETC S4 50° | 12 | 16 | 4 |
| ETC S4 36° | 78 | 78 | 0 |
| ETC S4 26° | 84 | 123 | 35 |
| ETC S4 19° | 104 | 137 | 33 |
| ETC S4 10° | 13 | 20 | 7 |

| TYPE | USED | TOTAL | REMAIN |
|--------------------|------|-------|--------|
| ETC S4 05° | 4 | 8 | 4 |
| ETC S4 ZOOM 15-30° | 12 | 12 | 0 |
| ETC S4 PAR MFL | 21 | 25 | 4 |
| 8" FRESNEL | 20 | 50 | 30 |
| CODA 1 CELL | 12 | 15 | 3 |
| CODA 2 CELL | 12 | 14 | 2 |

| TYPE | USED | TOTAL | REMAIN |
|----------------|------|-------|--------|
| IRIS 1 CELL | 9 | 9 | 0 |
| IRIS 3 CELL | 9 | 9 | 0 |
| MARTIN MAC III | 6 | 6 | 0 |

| TYPE | USED | TOTAL | REMAIN |
|----------------|---------|-------|--------|
| FOH: | | | |
| 1 AP | 1-30 | | |
| 2 AP | 31-66 | | |
| AP 6KW | 61-62 | | |
| BALC RAIL | 67-78 | | |
| BOX BOOMS R | 95-114 | | |
| BOX BOOMS L | 115-134 | | |
| VESTIBULES: | | | |
| STAGE R | 79-80 | | |
| STAGE L | 81-82 | | |
| ORCHESTRA PIT: | | | |
| STAGE R | 83-86 | | |
| STAGE L | 87-90 | | |
| TRAP ROOM: | | | |
| STAGE R | 91-92 | | |
| STAGE L | 93-94 | | |

| TYPE | USED | TOTAL | REMAIN |
|-------------------------|---------|-------|--------|
| WALL PORTS: | | | |
| DSR | 135-137 | | |
| USR | 138-140 | | |
| DSL | 141-143 | | |
| USL | 144-146 | | |
| FLOOR POCKETS: | | | |
| DSR | 147-149 | | |
| MSR | 150-152 | | |
| DSL | 153-155 | | |
| MSL | 156-158 | | |
| USL + 6KW x2 | 159-162 | | |
| OVERSTAGE: | | | |
| 1 ELECTRIC | 169-200 | | |
| 2 ELECTRIC | 201-232 | | |
| 3 ELECTRIC | 233-258 | | |
| 4 ELECTRIC | 259-284 | | |
| 5 ELECTRIC | 285-308 | | |
| STAGE RIGHT DROP BOXES: | | | |
| BOX A | 309-312 | | |
| BOX B | 313-316 | | |
| BOX C | 317-320 | | |
| BOX D | 321-324 | | |
| BOX E | 325-328 | | |
| BOX F | 329-332 | | |
| BOX G | 333-336 | | |
| BOX H | 337-340 | | |
| STAGE LEFT DROP BOXES: | | | |
| BOX J | 341-344 | | |
| BOX K | 345-348 | | |
| BOX L | 349-352 | | |
| BOX M | 353-356 | | |
| BOX N | 357-360 | | |
| 6KW GRID DROP BOXES: | | | |
| BOX P | 361 | | |
| BOX Q | 362 | | |

THE LUCKMAN

fineartscomplex

California State University - Los Angeles
5151 State University Drive
Los Angeles, CA 90032

REVISED: 02/01/2018
DRAFTED BY: Jen Goldstein
REVISED BY: Hilda Kane

LIGHTING REPERTORY PLOT

SCALE: 3/8" = 1'0"

PLATE 1 of 1