

To enhance well-being by improving the quality of air in our homes – this was the idealistic foundation of Elica in 1970. From these beginnings Elica has become the worldwide leader in cooker hood design and technology and its products are at the heart of millions of kitchens all over the world.

Elica have a passion for the cooker hood with design and development always centred around people and the way they want to live.


New ways of living led Elica to create revolutionary new shapes and forms that fit with the modern home. Using the finest materials Elica present a range of hoods from the almost invisible to stunning focal points of any room.


Other Elica pioneering developments include special control methods that can adapt automatically to your cooking and the environment. New smaller forms and dimensions to make life easier and safer for the cook as they move about. Cutting edge technology to reduce energy consumption by up to 50% to make the most efficient hoods in the world. Advanced engineering to create an almost silent cooker hood.

## DESIGN GOES HUMAN

---

These innovations reflect the continuing dedication of Elica to the cooker hood and through it, to enhance the beauty of your kitchen and the well-being of your home.






Alba Cubo

Alba Piramide

Artica

Aqua

Arch




Bubble

Chrome Wall

Circus HP

Crete

Crystal



Cube

Cube Light

Elegance

Elektra

Faro




Galaxy

Glacier

Halcyon

Horizonte

Igloo




Iconic HP

Leaf

Ledge

Mini Halcyon

Mini Om




Om

Om Special Edition

Optica

Quartz

Samurai



Solaris EDS

Space

Spot

Stenar

Stone



Stone Gallery

Tamaya


Tamaya HP

Tender

Tonda

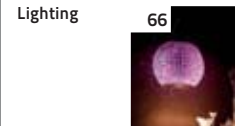


Verdi



Hydra

Personal




Starlight



Pure Ola

Pure Wave



Grace

Isolabella



Jasmine

Juliette


Naked



Ola

Platinum

Star



Twin

Victoria

Wave



White Stream

**ELICA ISLAND**

**86**

**Downdraft**



**86**  
Adagio

**False ceiling**



**88**  
Cloud Nine



**90**  
Legend

**Ceiling**



**96**  
Alba Cubo Island



**94**  
Alba Piramide Island



**108**  
Antartica



**98**  
Chrome



**110**  
Circus HP Island



**102**  
Crete Island



**107**  
Cubica



**106**  
Free Spot



**103**  
Elegance Island




**111**  
Glacier Island



**109**  
Iceberg



**100**  
Kuada Island



**101**  
Menhir



**104**  
Meridiana



**105**  
Oxygène



**134**  
Quartz HP Island



**101**  
Tube Island



**92**  
Vogue

**ELICA BUILT-IN**

**114**



**117**  
Concorde



**116**  
Elibloc 9



**115**  
Elibloc HT



**115**  
Eliper



**116**  
Eliplane



**114**  
Elislim



**114**  
Glide



**117**  
Krea



**119**  
Integrata

**INDEX**

DESIGN GOES HUMAN 1

SPECIAL FEATURES 4

ELICA WALL MOUNTED 14

ELICA CORNER MOUNTED 62

ELICA HANGING 66

ELICA ISLAND 86

ELICA BUILT IN 114

EXTERNAL MOTORS 119

DID YOU KNOW 120

## EXTRA SILENCE



### ELICA DEEP SILENCE

The hoods equipped with the Elica Deep Silence (EDS3) system are the quietest in the world.

The technology employed allows the hood to function with the lowest level of noise possible – in fact, at low speeds, there is no perceptible noise at all. This reduction in domestic noise pollution of more than 35% with respect to traditional cooker hoods is rather like comparing a bustling office environment where everyone is talking at once with one or two people chatting quietly in a library.

While noise level is reduced, airflow performance remains unaffected: in fact, the hoods that come with EDS3 are amongst the most powerful and efficient available on the market. EDS3 is an exclusive Elica patent.



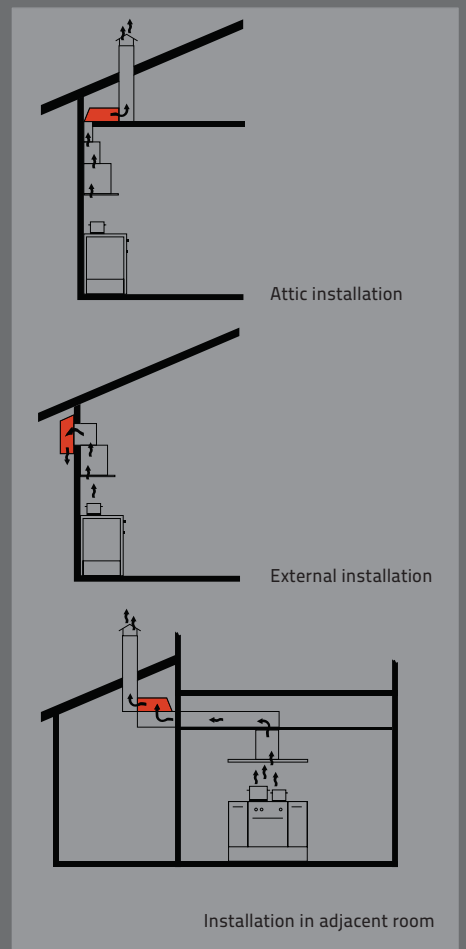
## SPECIAL FEATURES



### EXTERNAL MOTOR

These hoods can be equipped with an external motor system, where the motor is installed outside the kitchen environment or even outside the house itself.

Compared to the same model with an internal motor, the external motor improves airflow performance by 35% and reduces perceived noise level by 20%.



## DESIGN



EVOLUTION


Products developed around the Evolution system, which has revolutionised the world of kitchen ventilation. Airflow system, grease and odour filters and lighting (for the cooktop, and, in some versions, for the surrounding area in the kitchen) are all packed into a compact steel cylinder. Evolution hoods are light and elegant design objects that integrate smoothly with the most sophisticated environment. Evolution is an exclusive Elica patent.



EXCLUSIVE MATERIALS

These products display Elica's ongoing research into beauty and functionality through the choice of cutting edge forms and materials. Each hood is unique in its own way: blown glass by Venetian craftsmen, technopolymer surfaces, sophisticated polished steel, natural leather, metallic mesh and visible microperforated steel filters.

Materials that surprise and delight every one of our senses, combined with impeccable performance and functionality.



## SPECIAL FEATURES

4 > 5



AMBIENT LIGHT

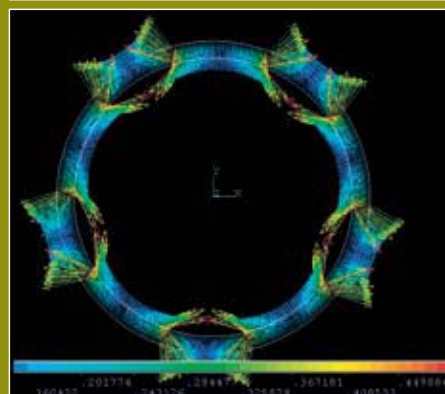
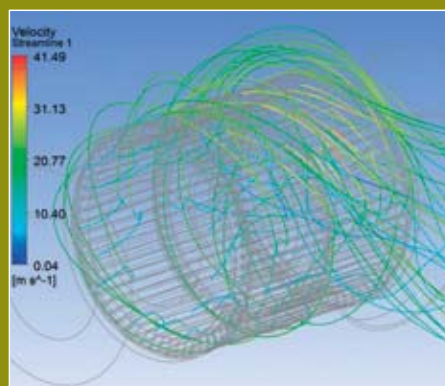
We need light to see, to play, to cook, to live. All Elica hoods provide high quality lighting for the cooktop. In addition, hoods equipped with Ambient Light also spread light into the surrounding area. An extra light source to illuminate and animate your kitchen.





SYNAIRGY

Synaergy is the airflow system for the most efficient hoods in the world, respecting the environment by reducing electrical energy consumption by 50%. Combining in perfect synergy a silent, vibrationless, frictionless electrical machine with an intelligent electronic control which puts motor power at the service of the user, the Synaergy system is unique of its type in that it is also self-regulating. It guarantees reduced energy consumption together with an optimal level of airflow and low noise in every type of installation, adapting automatically to any difficulty presented by air passage inside the kitchen and house.



## SPECIAL FEATURES



LED LIGHT

These hoods are equipped with a lighting system based on LED (Light Emitting Diode) technology, guaranteeing high quality cooktop illumination that makes the cooking process as easy as possible. In addition, they last ten times longer than traditional bulbs and provide an electrical energy saving of 90%.



PURE FUNCTION

Pure is an intelligent operational mechanism where the hood activates at speed level one for 5 minutes every half an hour until the function is deactivated. Pure means that the hood is useful even when no cooking is actually taking place, automatically ensuring a constant, continuous and silent exchange of air.



INTENSITIME

The IntensiTime function activates the hood at the maximum power the motor can generate for a 5-minute period to remove high-intensity levels of fumes or vapour.







HIGH PERFORMANCE

Models with extremely high airflow performance levels specifically aimed at large kitchen environments or for culinary habits that require a great deal of boiling, grilling and frying.



PERIMETER ASPIRATION

Perimeter aspiration is an alternative form of air-treatment technology where the airflow occurs around the outer edge of the cooker hood, reducing energy consumption and noise. In place of the original visible filter, these products feature a steel or glass panel, enhancing the look and simplifying the cleaning and maintenance of the product.



## SPECIAL FEATURES

### USER FRIENDLY



CHEF CONTROL

With Chef control, the hood no longer responds to controls, but to necessity. Whether you want to prepare a delicate steamed dish or a rich platter of mixed fried fish, all you have to do is select the cooking type on the display and Chef control translates necessity into action, automatically setting the most appropriate airflow power. In addition, special functions Silent and Booster are available to immediately satisfy the most common requirements: maximum silence for non-invasive operating or maximum power to deal with high-intensity fumes or vapour. Chef control revolutionises the dialogue between cook and cooker hood.



MAGIC WAND

Cutting edge technology contained in a slender rod. With the Magic Wand control, operating your cooker hood is quick and easy: a simple touch on the upper part to regulate airflow power, on the lower section to control lighting. A multicoloured LED indicates the various functions of the hood. Magic Wand is an exclusive Elica patent.





TOUCH  
CONTROL

A light brush of a finger, and your cooker hood comes to life. Touch control is a back-lit control system which blends smoothly into the hood surface, adding elegance to the product and simplifying cleaning.



DIGITAL  
DISPLAY

Information relating to the various functions of the hood is immediately available on this highly practical digital display screen.



## SPECIAL FEATURES



SOFT LIGHT  
CONTROL

The Soft Light pushbutton controls provide hood speed information at a glance.



SMART  
INSTALLATION

Fast and easy product installation is a must, for large sized cooker hoods. Smart technology makes it possible to fix the hood to the wall with a practical system commonly used for fastening kitchen cupboards. This also makes it extremely easy to regulate the position of the product and align it perfectly with the surrounding furniture.

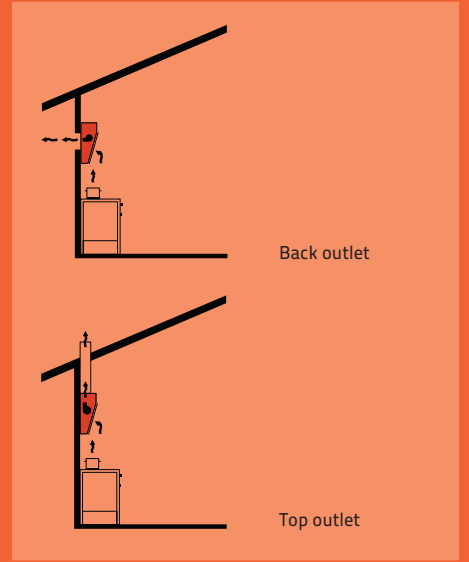






TOP OR  
REAR DUCT

These hoods have air outlets at the top and on the back. The air outlet can be configured according to need during installation by simply rotating the internal motor unit 90 degrees. The classic top outlet is recommended for both the filter function and for extraction through an exposed exhaust duct. The new rear outlet instead allows the extraction function to be used without an exposed duct. In this case, the hood must be connected to an extraction duct built into the wall on which the hood is installed.



REMOTE  
CONTROL

An elegant remote control that allows you to operate the hood from a distance. This comes as a standard accessory with some products.



## SPECIAL FEATURES

8 > 9



HEAD SAVER

The Head Saver hoods are the result of ergonomic and usability research into the product. Their smaller size facilitates movement around the cooktop and means the cook can work without having to worry about sudden bumps.








FILTER CHANGE  
INDICATOR







Correct maintenance of the filter system is vital to ensure the best possible functioning of the hood. These products have a visual indicator to signal grease filter and active carbon filter saturation. When the light comes on, it means it is time to wash the grease filter or replace the carbon filter.













## KEY TO FEATURES

EXTRA SILENCE		PAGE
	Elica deep silence	EDS3 (Elica patent) is a system able to reduce noise level by 35%. 4
	External motor	External motor installation is possible, offering higher airflow and lower noise level. 4

DESIGN		PAGE
	Evolution	All-in-One (Elica patent) is a compact motor/filter/lighting/control system with a variety of aesthetic possibilities. 5
	Exclusive materials	Cutting edge materials are chosen that combine design and functionality. 5
	Ambient light	Lighting as a distinctive and defining element to enhance every environment. 5

PERFORMANCE / ENERGY SAVING		PAGE
	Synairgy	Revolutionary electronically controlled motor makes it possible to optimise performance, consumption and noise level. 6
	LED light	LED, innovative lighting system: efficient, high quality, energy saving. 6
	Pure function	Function available even when not cooking. The hood operates for five minutes every half-hour to silently freshen the air in the environment. 6
	IntensiTime	Timed 5-minute booster function for maximum airflow efficiency. 6
	High performance	High performance available for maximum airflow efficiency. 7
	Perimeter aspiration	Airflow concentrated around the hood's external perimeter for reduced consumption and lower noise level. 7

USER FRIENDLY		PAGE
	Chef control	Innovative user-friendly control menu for the hood to regulate airflow intensity according to type of cooking. 7
	Magic wand	Elegant, original signal rod indicates hood function with a LED that changes colour. 7
	Touch control	Control activated by lightly brushing a finger over the surface. 8
	Digital display	Practical digital display, easy to read under any lighting conditions. 8
	Soft light control	Operational speed indicated by soft lighting emitted from controls. 8
	Smart installation	Wall installation for product facilitated by special fastening system. 8
	Top or rear duct	A second rear air outlet allows the extraction hood to be installed without an exposed exhaust duct. 9
	Head saver	Ergonomic, with reduced depth of product facilitating movement around the cooktop. 9
	Filter change indicator	Special signal to suggest replacement of worn-out or saturated filters to allow correct functioning of product. 9
	Remote control	Elegant remote control makes it possible at a distance to control airflow power and lighting intensity. 9

Elica, complies with the Cooker Hood Code of Conduct promoted by CECEC the European committee of domestic appliance manufacturers. This includes the use of uniform parameters in the calculation of airflow and noise level values which conform to European standards (EN 60704-2-13, EN 60704-3, EN 61591). Data relating to performance and noise level corresponding to minimum speed, maximum speed and, when present, timed booster speed, is indicated throughout the catalogue in the following manner: Minimum value – Maximum value (Booster value)

ELICA WALL MOUNTED









Size (cm)  
Finish

80  
BLACK GLASS, WHITE GLASS  
STAINLESS STEEL

Design Fabrizio Crisà  
Elica Design Center

# VERDI

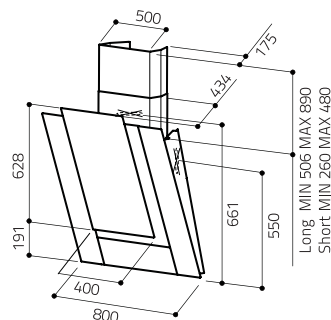
WALL MOUNTED

Controls	Chef control
Lighting	Led 2x3W
Version	Duct out or recycling
No. of motors	1
Duct Size (mm)	150
IEC airflow (m <sup>3</sup> /h)	200-680
Noise Level db(A)	45-68
Pressure (Pa)	480
Absorption (W)	185

ACCESSORIES		CODE
Grease Filter	GFA Included	
Charcoal Filter	Not available	
Long Life Charcoal Filter	Included	F00439
Chimney kit (h450-450)	Optional	KIT0010703
Chimney kit (h220-270)	Optional	KIT0010704

Performance Energy Saving	Performance Energy Saving	User Friendly
Synergy	High performance	Chef control
LED light	Perimeter aspiration	Top or rear duct
Pure function		Head saver
		Filter change indicator

MODELS		
VERDI BL/F/80		PRF0010404
VERDI WH/F/80		PRF0010405
VERDI IX/F/80		PRF0010406





EXCLUSIVE



Top or rear duct





Size (cm) 80  
 Finish BLACK GLASS  
 WHITE GLASS

Elica Design Center

# OM SPECIAL EDITION

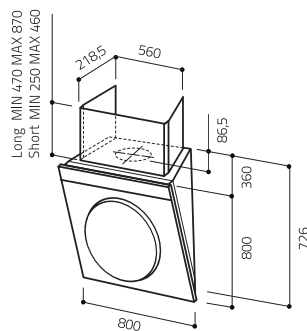
WALL MOUNTED

Controls	3s + B Touch control
Lighting	Halo 4x20W
Version	Duct out or recycling
No. of motors	1
Duct Size (mm)	150
IEC airflow (m <sup>3</sup> /h)	270-570 (730)
Noise Level db(A)	44-63 (67)
Pressure (Pa)	480
Absorption (W)	330

ACCESSORIES		CODE
Grease Filter	GFA Included	
Charcoal Filter	Not available	
Long Life Charcoal Filter	Included	F00439
Black Remote control Kit	Optional	KIT02183/1
White Remote control Kit	Optional	KIT0010436
Chimney kit (h450-450)	Optional	KIT01054
Chimney kit (h220-270)	Optional	KIT01796

MODELS		
OM SPECIAL EDITION BL/F/80		61616219/1
OM SPECIAL EDITION WH/F/80		61616318/1

Performance Energy Saving	User Friendly
IntensiTime	Touch control
High performance	Head saver
Perimeter aspiration	Filter change indicator
	Remote control







Size (cm) 80  
 Finish STAINLESS STEEL + BLACK GLASS  
 STAINLESS STEEL + WHITE GLASS

Elica Design Center

# OM

WALL MOUNTED

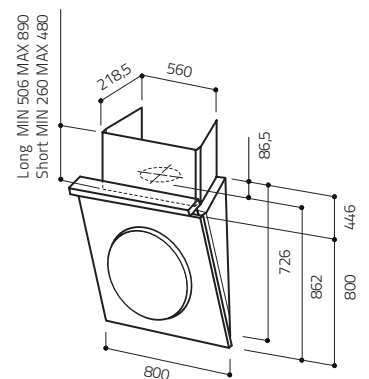
Controls	3s + B Touch control
Lighting	Halo 4x20W
Version	Duct out or recycling
No. of motors	1
Duct Size (mm)	150
IEC airflow (m <sup>3</sup> /h)	270-570 (730)
Noise Level db(A)	44-63 (67)
Pressure (Pa)	480
Absorption (W)	330

ACCESSORIES		CODE
Grease Filter	GFA Included	
Charcoal Filter	Not available	
Long Life Charcoal Filter	Included - GME Not required	F00439
External motor (*)	Not included	40010625
Chimney kit (h450-450mm IX)	Optional	KIT01054
Chimney kit (h220-270mm IX)	Optional	KIT01796

<b>Extra Silence</b>  External motor	<b>Performance Energy Saving</b>  IntensiTime  High performance  Perimeter aspiration	<b>User Friendly</b>  Touch control  Head saver  Filter change indicator
--	---	--

MODELS		
OM TOUCH SCREEN BL/F/80		61612979/1
OM TOUCH SCREEN WH/F/80		61612978/1
OM GME TOUCH SCREEN BL/A/80 (*)		61616936/1
OM GME TOUCH SCREEN WH/A/80 (*)		61616937/1

See page 119 for external motor specifications





Size (cm) 55  
 Finish BLACK, WHITE AND STOPSOL MIRRORED GLASS

Elica Design Center

# MINI OM

WALL MOUNTED

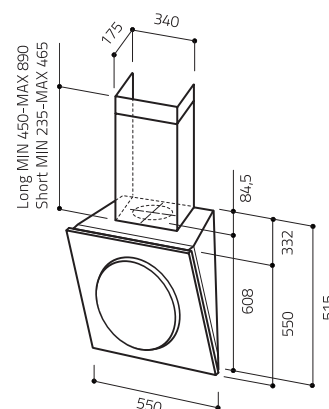
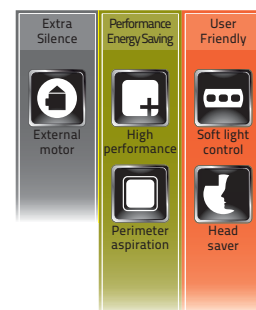
18 > 19

Controls	3s Soft Light Push Button
Lighting	Halo 2x20W
Version	Duct out or recycling
No. of motors	1
Duct Size (mm)	150
IEC airflow (m <sup>3</sup> /h)	270-730
Noise Level db(A)	44-67
Pressure (Pa)	480
Absorption (W)	290

ACCESSORIES		CODE
Grease Filter	GFA Included	
Charcoal Filter	Not available	
Long Life Charcoal Filter	Included - GME Not required	F00431/S
External motor (*)	Not included	40010625
Chimney kit (h460-475mm IX)	Optional	KIT01513
Chimney kit (h240-270mm IX)	Optional	KIT01797

MODELS		
MINI OM BL/F/55		61614583
MINI OM WH/F/55		61614584
MINI OM MIRROR/F/55		PRF0010046
MINI OM GME BL/A/55 (*)		61616938
MINI OM GME WH/A/55 (*)		61616939

See page 119 for external motor specifications





Size (cm) 80  
 Finish BLACK GLASS  
 WHITE GLASS

Elica Design Center

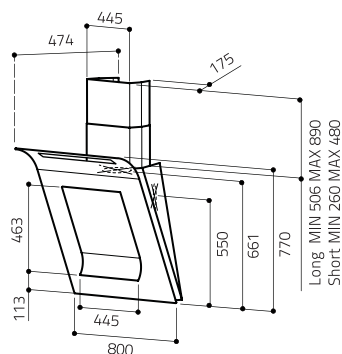
# LEAF

WALL MOUNTED

Controls	3s + B Touch Control	
Lighting	Neon 2x14W	
Version	Duct out or recycling	
No. of motors	1	
Duct Size (mm)	150	
IEC airflow (m <sup>3</sup> /h)	270-570 (720)	
Noise Level db(A)	43-57 (62)	
Pressure (Pa)	480	
Absorption (W)	285	
<b>ACCESSORIES</b>		
Grease Filter	GFA Included	CODE
Charcoal Filter	Not available	
Long Life Charcoal Filter	Included	F00439
Chimney kit (h450-450)	Optional	KIT0010439
Chimney kit (h220-270)	Optional	KIT0010700

Performance Energy Saving	User Friendly
IntensiTime	Touch control
High performance	Top or rear duct
Perimeter aspiration	Head saver
	Filter change indicator

<b>MODELS</b>		
LEAF BL/F/80		PRF0010417
LEAF WH/F/80		PRF0010418





EXCLUSIVE



Top or rear duct





Size (cm) 80 Design Fabrizio Crisà  
 Finish STAINLESS STEEL Elica Design Center  
 BLACK GLASS, WHITE GLASS

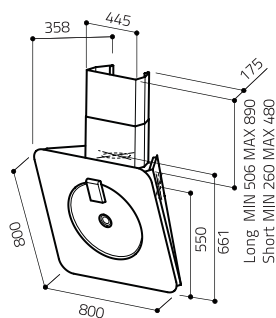
# HALCYON WALL MOUNTED

Controls	Rotative 3S
Lighting	Led 2x3W
Version	Duct out or recycling
No. of motors	1
Duct Size (mm)	150
IEC airflow (m <sup>3</sup> /h)	240-600
Noise Level db(A)	43-65
Pressure (Pa)	480
Absorption (W)	260

Design	Performance Energy Saving	User Friendly
 Exclusive materials	 LED light	 Top or rear duct
	 High performance	 Head saver

ACCESSORIES		CODE
Grease Filter	GFA Included	
Charcoal Filter	Included	CFC0010442
Long Life Charcoal Filter	Not available	
Chimney kit (h450-450)	Optional	KIT0010439
Chimney kit (h220-270)	Optional	KIT0010700

MODELS		
HALCYON IX/F/80		PRF0010409
HALCYON BL/F/80		PRF0010410
HALCYON WH/F/80		PRF0010411



EXCLUSIVE



Top or rear duct





Size (cm) 55  
 Finish STAINLESS STEEL  
 BLACK GLASS, WHITE GLASS

Design Fabrizio Crisà  
 Elica Design Center

# MINI-HALCYON

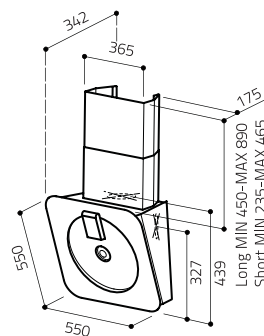
WALL MOUNTED

Controls	Rotative 3S
Lighting	Led 2x3W
Version	Duct out or recycling
No. of motors	1
Duct Size (mm)	150
IEC airflow (m <sup>3</sup> /h)	240-600
Noise Level db(A)	43-65
Pressure (Pa)	480
Absorption (W)	260

Design	Performance Energy Saving	User Friendly
Exclusive materials	LED light	Top or rear duct
	High performance	Head saver

ACCESSORIES		CODE
Grease Filter	GFA Included	
Charcoal Filter	Included	CFC0010442
Long Life Charcoal Filter	Not available	
Chimney kit (h460-475)	Optional	KIT0010519
Chimney kit (h240-270)	Optional	KIT0010701

MODELS		
MINI HALCYON IX/F/55		PRF0010412
MINI HALCYON BL/F/55		PRF0010413
MINI HALCYON WH/F/55		PRF0010414





EXCLUSIVE



Top or rear duct





Size (cm) Ø 60 Design Stefano Giovannoni  
 Finish BLACK, WHITE, SILVER

# BUBBLE

WALL MOUNTED


Controls	Touch control 4s
Lighting	Halo 9x10W
Version	Duct out or recycling
No. of motors	1
Duct Size (mm)	125
IEC airflow (m <sup>3</sup> /h)	250-450
Noise Level db(A)	41-61
Pressure (Pa)	470
Absorption (W)	290

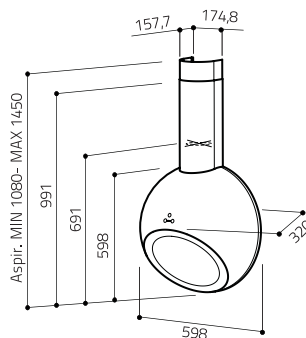
ACCESSORIES		CODE
Grease Filter	GFA Included	
Charcoal Filter	Included	CFC0010442
Long Life Charcoal Filter	Not available	F00439
Black Chimney kit	Optional	KIT0010440
White Chimney kit	Optional	KIT0012457
Silver Chimney kit	Optional	KIT0012459
Inox Chimney kit	Optional	KIT0012458

MODELS		
BUBBLE BL/F/60		PRF0010479
BUBBLE WH/F/60		PRF0010480
BUBBLE SILV/F/60		PRF0010481

Available 2011

Design  
  
 Exclusive materials

User Friendly  
  
 Touch control  
  
 Head saver  
  
 Filter change indicator









Size (cm) 80  
 Finish NO STONE  
 LAVAGNA STONE IN BLACK OR WHITE

Elica Design Center

# STONE GALLERY

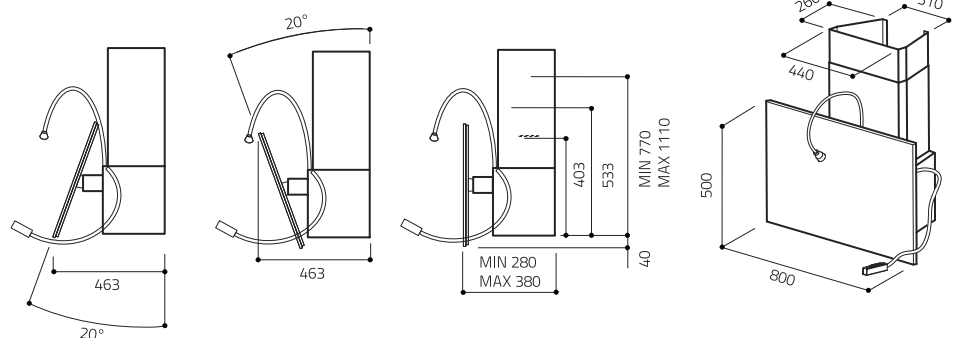
WALL MOUNTED

Controls	3s Soft Light Push Button
Lighting	Halo 2x20W + Led 1x2W
Version	Duct out or recycling
No. of motors	1
Duct Size (mm)	150
IEC airflow (m <sup>3</sup> /h)	260-630
Noise Level db(A)	48-66
Pressure (Pa)	450
Absorption (W)	235

ACCESSORIES	Included	CODE
Grease Filter	Included	
Charcoal Filter	Optional	F00333/S
Long Life Charcoal Filter	Optional	F00262/3S

MODELS	
STONE GALLERY AN/A/80 (NO STONE)	61414562
STONE GALLERY AN/A/80 (BLACK)	61414563
STONE GALLERY AN/A/80 (WHITE)	61414593

Design	Performance Energy Saving	User Friendly
Exclusive materials	LED light	Soft light control
	High performance	Smart installation
		Head saver





Size (cm) 55-80  
 Finish STAINLESS STEEL

# ELEKTRA

WALL MOUNTED

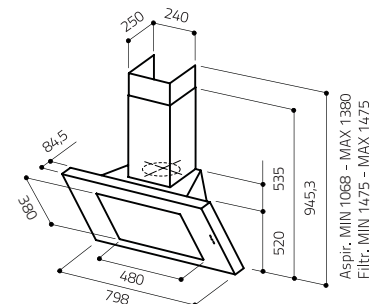
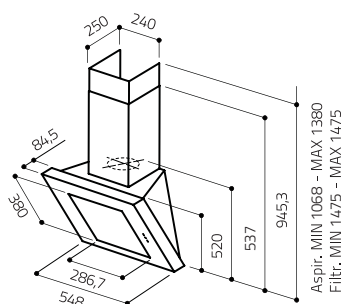
28 > 29

Controls	3s + b Touch control with display
Lighting	Halo 2x20W
Version	Duct out or recycling
No. of motors	1
Duct Size (mm)	150
IEC airflow (m <sup>3</sup> /h)	270-570 (730)
Noise Level db(A)	44-63 (67)
Pressure (Pa)	480
Absorption (W)	215

ACCESSORIES		CODE
Grease Filter	GFA Included	
Charcoal Filter	Not available	
Long Life Charcoal Filter	Included	F00431/S
Chimney kit (h560-445mm IX)	Optional	KIT0008747

MODELS		
ELEKTRA IX/F/55		PRF0006407
ELEKTRA IX/F/80		PRF0006872

<p>Performance Energy Saving</p> <p>IntensiTime</p>	<p>User Friendly</p> <p>Digital display</p>
<p>High performance</p>	<p>Head saver</p>
<p>Perimeter aspiration</p>	<p>Filter change indicator</p>





Size (cm) 80  
 Finish STAINLESS STEEL + WHITE GLASS  
 PANEL FINISH (glass not supplied)

Elica Design Center

# ALBA PIRAMIDE

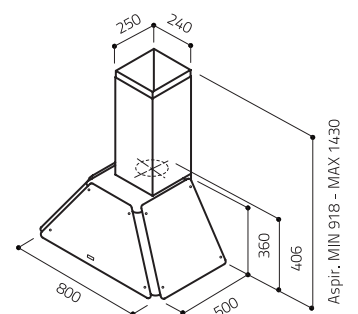

WALL MOUNTED

Controls	Magic wand
Lighting	Halo 4x20W + Halo 2x20W
Version	Duct out or recycling
No. of motors	1
Duct Size (mm)	150
IEC airflow (m <sup>3</sup> /h)	250-500 (610)
Noise Level db(A)	43-60 (65)
Pressure (Pa)	450
Absorption (W)	370

ACCESSORIES	GFA Included	CODE
Grease Filter	GFA Included	
Charcoal Filter	Optional	CFC0013072
Long Life Charcoal Filter	Not available	
Black Remote control Kit	Optional	KIT02183/1
White Remote control Kit	Optional	KIT0010436

MODELS		
ALBA PIRAMIDE IX/A/80		PRF0007200
ALBA PIRAMIDE PANN IX/A/80		PRF0010415

Design	Performance Energy Saving	User Friendly



PANEL FINISH (glass not supplied)





Size (cm) 55  
 Finish STAINLESS STEEL + WHITE GLASS

Elica Design Center

# ALBA CUBO

WALL MOUNTED

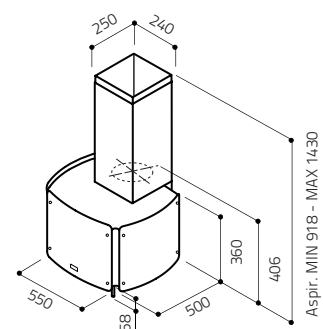
30 > 31

Controls	Magic wand
Lighting	Halo 4x20W + Halo 2x20W
Version	Duct out or recycling
No. of motors	1
Duct Size (mm)	150
IEC airflow (m <sup>3</sup> /h)	250-500 (610)
Noise Level db(A)	43-60 (65)
Pressure (Pa)	450
Absorption (W)	370

ACCESSORIES	GFA Included	CODE
Grease Filter	GFA Included	
Charcoal Filter	Optional	CFC0013072
Long Life Charcoal Filter	Not available	
Black Remote control Kit	Optional	KIT02183/1
White Remote control Kit	Optional	KIT0010436

MODELS	
ALBA CUBO IX/A/55	PRF0006853

Design	Performance Energy Saving	User Friendly
Ambient light	IntensiTime	Magic wand
	High performance	Filter change indicator
	Perimeter aspiration	Remote control





Size (cm)  $\varnothing$  78 Elica Design Center  
 Finish STAINLESS STEEL + BLACK GLASS  
 STAINLESS STEEL + WHITE GLASS

# SPACE

WALL MOUNTED

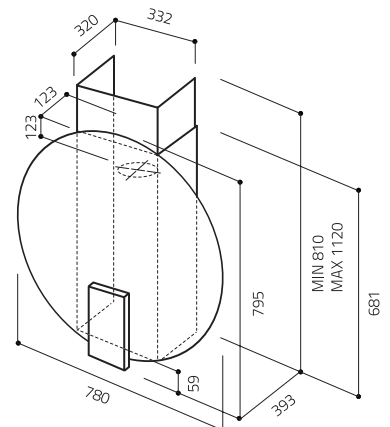
Controls	Digital-R 35+B
Lighting	Halo 2x20W
Version	Duct out or recycling
No. of motors	1
Duct Size (mm)	150
IEC airflow (m <sup>3</sup> /h)	290-590 (800)
Noise Level db(A)	35-50 (56)
Pressure (Pa)	560
Absorption (W)	290

ACCESSORIES		CODE
Grease Filter	GFA EDS3 Included	
Charcoal Filter	Not available	
EDS3 Long Life Charcoal Filter EDS3	Optional	KIT01916/S
Chimney extension kit (h800mm IX)	Optional	KIT01932


MODELS		
SPACE EDS DIGITAL R BL/A/78		68815548A
SPACE EDS DIGITAL R WH/A/78		68816317A



Extra Silence Elica Deep Silence	Performance Energy Saving Pure function IntensiTime High performance	User Friendly Filter change indicator
-------------------------------------	---	--







Size (cm) 55  
Finish SHINY STAINLESS STEEL

Elica Design Center

# CHROME WALL

WALL MOUNTED

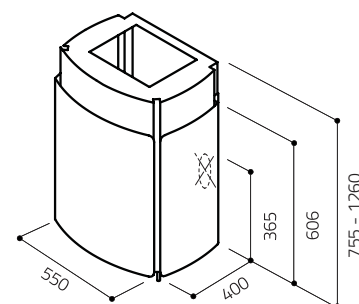
32 > 33

Controls	Magic wand
Lighting	Halo 2x20W
Version	Duct out or recycling
No. of motors	1
Duct Size (mm)	150
IEC airflow (m <sup>3</sup> /h)	260-520 (650)
Noise Level db(A)	46-64 (69)
Pressure (Pa)	480
Absorption (W)	290

ACCESSORIES		CODE
Grease Filter	GFA Included	
Charcoal Filter	Not available	
Long Life Charcoal Filter	Optional	F00187/S
Black Remote control Kit	Optional	KIT02183/1
White Remote control Kit	Optional	KIT0010436

MODELS		
CHROME WALL IX/A/55		PRF0007306

Design	Performance Energy Saving	User Friendly
Exclusive materials	IntensiTime	Magic wand
	High performance	Smart installation
		Filter change indicator
		Remote control





Size (cm) Ø 33  
 Finish STAINLESS STEEL  
 WHITE


# STONE



WALL MOUNTED

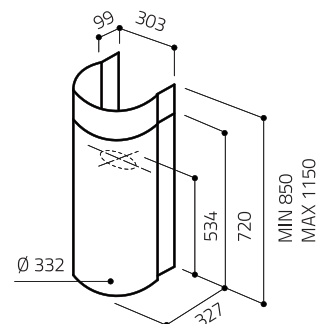
Controls	3s Soft Light Push Button
Lighting	Halo 2x20W
Version	Duct out or recycling
No. of motors	1
Duct Size (mm)	150
IEC airflow (m <sup>3</sup> /h)	260-630
Noise Level db(A)	45-65
Pressure (Pa)	440
Absorption (W)	215

ACCESSORIES	Included	CODE
Grease Filter	Included	
Charcoal Filter	Optional	F00333/S
Long Life Charcoal Filter	Optional	F00262/3S

MODELS		
STONE IX/A/33		61412862A
STONE WH/A/33		PRF0007123

Performance  
Energy Saving  
  
  
 High performance

User  
Friendly  
  
  
 Soft light control  
  
  
 Smart installation





Size (cm) 36  
 Finish STAINLESS STEEL

# STENAR

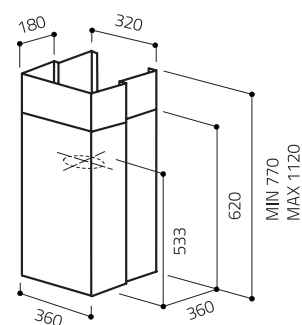
WALL MOUNTED

34 > 35

Controls	Mechanical Push Button
Lighting	Halo 2x20W
Version	Duct out or recycling
No. of motors	1
Duct Size (mm)	150
IEC airflow (m <sup>3</sup> /h)	230-460
Noise Level db(A)	46-64
Pressure (Pa)	280
Absorption (W)	210

ACCESSORIES	Included	CODE
Grease Filter	Included	
Charcoal Filter	Optional	F00333/S
Long Life Charcoal Filter	Optional	F00262/3S

MODELS	
STENAR IX/A/36	61212733





Size (cm) 90 Elica Design Center  
 Finish STAINLESS STEEL + BLACK GLASS

# CRETE

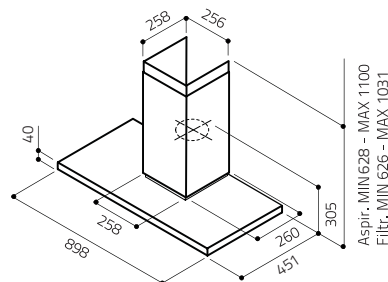
WALL MOUNTED

Controls	Chef control	
Lighting	Led 2x3W	
Version	Duct out or recycling	
No. of motors	1	
Duct Size (mm)	150	
IEC airflow (m³/h)	200-680	
Noise Level db(A)	45-68	
Pressure (Pa)	480	
Absorption (W)	185	

ACCESSORIES		CODE
Grease Filter	Included	
Charcoal Filter	Optional	F00333/S
Long Life Charcoal Filter	Optional	F00262/3S

MODELS		
CRETE IX/A/90		PRF0010407

Performance Energy Saving	User Friendly
Synairgy	Chef control
LED light	Smart installation
Pure function	Filter change indicator
High performance	









Size (cm) 120  
 Finish STAINLESS STEEL + GLASS

Elica Design Center

# SOLARIS EDS

WALL MOUNTED

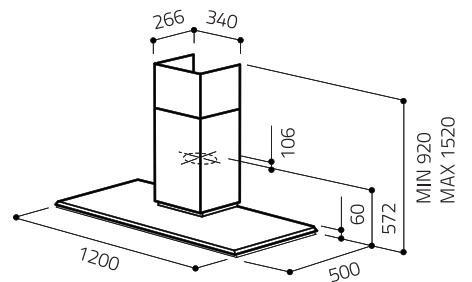
Controls	3s Soft Light Push Button
Lighting	Halo 4x20W
Version	Duct out or recycling
No. of motors	1
Duct Size (mm)	150
IEC airflow (m <sup>3</sup> /h)	290-800
Noise Level db(A)	35-56
Pressure (Pa)	500
Absorption (W)	330



Extra Silence Elica Deep Silence	Performance Energy Saving High performance Perimeter aspiration	User Friendly Soft light control
-------------------------------------	---	-------------------------------------

ACCESSORIES		CODE
Grease Filter	GFA EDS3 Included	
Charcoal Filter	Not available	
EDS3 Long Life Charcoal Filter	Optional	KIT01916/S

MODELS		
SOLARIS EDS IX/A/120		65315961





Size (cm) 90-120  
 Finish STAINLESS STEEL + GLASS

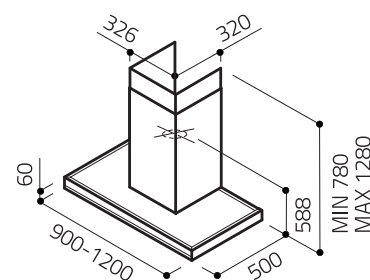
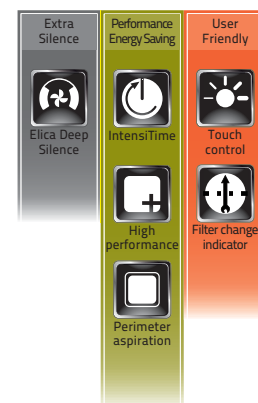
Elica Design Center

# HORIZONTE

WALL MOUNTED

38 > 39

Controls	3s+B Touch control	
Lighting	Halo 2x20W	
Version	Duct out or recycling	
No. of motors	1	
Duct Size (mm)	150	
IEC airflow (m <sup>3</sup> /h)	290-590 (800)	
Noise Level db(A)	35-50 (56)	
Pressure (Pa)	540	
Absorption (W)	290	
<b>ACCESSORIES</b>		
Grease Filter	GFA EDS3 Included	CODE
Charcoal Filter	Not available	
EDS3 Long Life Charcoal Filter	Optional	KIT01916/S
<b>MODELS</b>		
HORIZONTE EDS IX VT/A/90	69915933	
HORIZONTE EDS IX VT/A/120	69915934	





Size (cm) 80 Elica Design Center  
 Finish STAINLESS STEEL + WHITE GLASS

# ELEGANCE

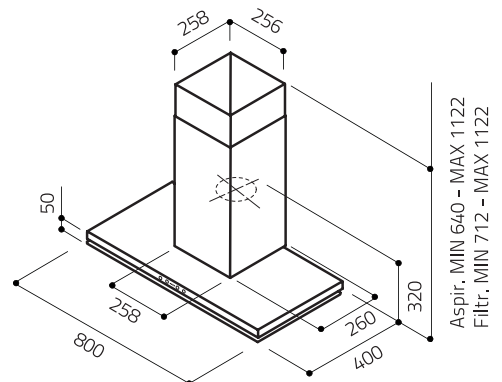
WALL MOUNTED

Controls	3s+b Touch control
Lighting	Led 4x3W
Version	Duct out or recycling
No. of motors	1
Duct Size (mm)	150
IEC airflow (m <sup>3</sup> /h)	250-500 (650)
Noise Level db(A)	43-60 (65)
Pressure (Pa)	450
Absorption (W)	270

ACCESSORIES		CODE
Grease Filter	GFA Included	
Charcoal Filter	Optional	F00333/S
Long Life Charcoal Filter	Optional	F00262/3S

MODELS		
ELEGANCE IX/A/80		PRF0009201

Performance Energy Saving	User Friendly
LED light	Touch control
IntensiTime	Smart installation
High performance	Head saver
Perimeter aspiration	Filter change indicator





Size (cm) 90  
 Finish STAINLESS STEEL

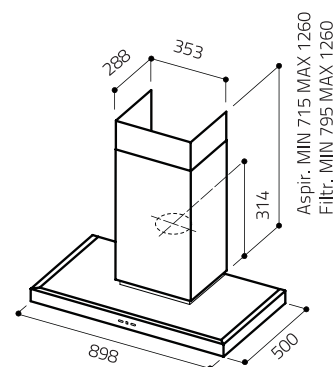
Elica Design Center

# FARO

WALL MOUNTED 40 > 41

Controls	3s + b Touch control with display	
Lighting	Halo 2x20W+Led 1x5W	
Version	Duct out or recycling	
No. of motors	1	
Duct Size (mm)	150	
IEC airflow (m <sup>3</sup> /h)	290-570 (720)	
Noise Level db(A)	46-64 (69)	
Pressure (Pa)	480	
Absorption (W)	290	
<b>ACCESSORIES</b>		
Grease Filter	GFA Included	CODE
Charcoal Filter	Optional	F00333/S
Long Life Charcoal Filter	Optional	F00262/3S
<b>MODELS</b>		
FARO IX/A/90		PRF0001861

Design	Performance Energy Saving	User Friendly
 Ambient light	 LED light	 Digital display
	 IntensiTime	 Smart installation
	 High performance	 Filter change indicator





Galaxy WH/IX

Size (cm) 80  
 Finish STAINLESS STEEL + BLACK GLASS  
 STAINLESS STEEL + WHITE GLASS

Elica Design Center

# GALAXY

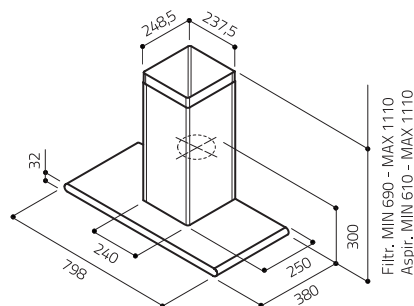
WALL MOUNTED

Controls	3s +b Touch control
Lighting	Halo 2x20W
Version	Duct out or recycling
No. of motors	1
Duct Size (mm)	150
IEC airflow (m³/h)	290-570 (720)
Noise Level db(A)	46-64 (69)
Pressure (Pa)	480
Absorption (W)	290

ACCESSORIES		CODE
Grease Filter	GFA Included	
Charcoal Filter	Optional	F00333/S
Long Life Charcoal Filter	Optional	F00262/3S

MODELS		
GALAXY BLIX/A/80		PRF0008948
GALAXY WHIX/A/80		PRF0009822

<b>Performance Energy Saving</b>  IntensiTime	<b>User Friendly</b>  Touch control
 High performance	 Smart installation
	 Head saver
	 Filter change indicator









Size (cm) 70-90  
 Finish STAINLESS STEEL

# TENDER

WALL MOUNTED

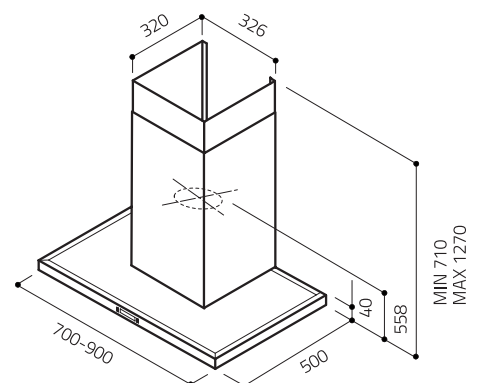
Controls	3s+B LCD
Lighting	Halo 2x20W
Version	Duct out or recycling
No. of motors	1
Duct Size (mm)	150
IEC airflow (m <sup>3</sup> /h)	290-590 (800)
Noise Level db(A)	35-50 (56)
Pressure (Pa)	550
Absorption (W)	280



Extra Silence	Performance Energy Saving	User Friendly
Elica Deep Silence	High performance	Digital display
		Filter change indicator

ACCESSORIES		CODE
Grease Filter	GFA EDS3 Included	
Charcoal Filter	Not available	
EDS3 Long Life Charcoal Filter	Optional	KIT01916/S

MODELS	
TENDER EDS IX/A/70	55916238
TENDER EDS IX/A/90	55916232





Size (cm) 90  
 Finish STAINLESS STEEL + GLASS

Elica Design Center

# OPTICA

WALL MOUNTED


44 > 45

Controls	3s Soft Light Push Button	
Lighting	Halo 2x20W	
Version	Duct out or recycling	
No. of motors	1	
Duct Size (mm)	150	
IEC airflow (m <sup>3</sup> /h)	260-630	
Noise Level db(A)	48-66	
Pressure (Pa)	440	
Absorption (W)	215	

ACCESSORIES	Included	CODE
Grease Filter	Included	
Charcoal Filter	Optional	F00333/S
Long Life Charcoal Filter	Optional	F00262/3S


MODELS		
OPTICA SOFT HALO IX/A/90		53316348

Performance  
Energy Saving




High performance

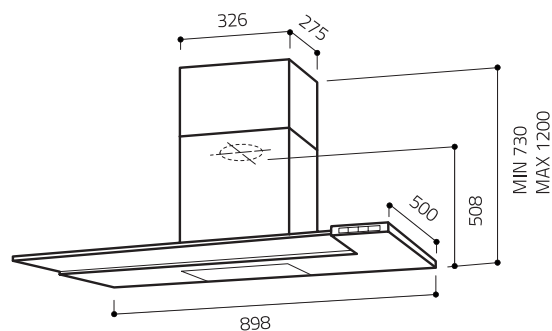
User  
Friendly



Soft light control



Smart installation





Size (cm) 90  
 Finish STAINLESS STEEL

# ICONIC HP

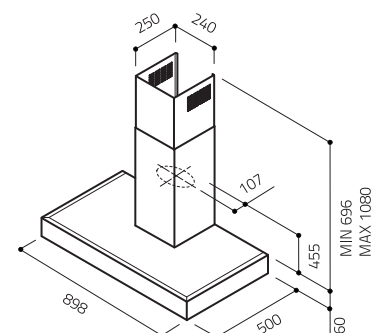
WALL MOUNTED

Controls	3s+b Touch control with display
Lighting	Halo 2x20W
Version	Duct out or recycling
No. of motors	1
Duct Size (mm)	150
IEC airflow (m <sup>3</sup> /h)	260-580 (750)
Noise Level db(A)	46-63 (69)
Pressure (Pa)	450
Absorption (W)	215

ACCESSORIES	GFA Included	CODE
Grease Filter	GFA Included	
Charcoal Filter	Optional	F00333/S
Long Life Charcoal Filter	Optional	F00262/3S
Chimney extension kit (+230)	Optional	KIT00780

MODELS	
ICONIC HP H6 IX/A/90	55917544

Performance Energy Saving	User Friendly
IntensiTime	Digital display
High performance	Smart installation
Perimeter aspiration	Filter change indicator







Size (cm) 60-90-120 (60-90 h6 120-h10)  
 Finish STAINLESS STEEL

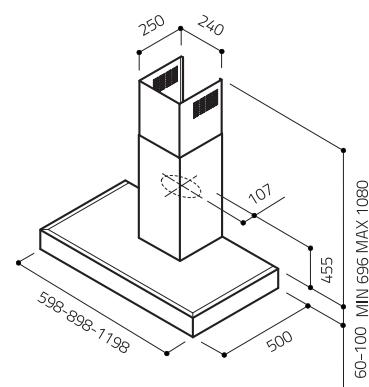
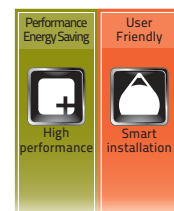
# SPOT

WALL MOUNTED 46 > 47

Controls	Mechanical Push Button
Lighting	Halo 2x20W (3x20 120cm)
Version	Duct out or recycling
No. of motors	1
Duct Size (mm)	150
IEC airflow (m <sup>3</sup> /h)	260-630
Noise Level db(A)	48-66
Pressure (Pa)	470
Absorption (W)	215 (235-120cm)

ACCESSORIES	GFA Included	CODE
Grease Filter	GFA Included	
Charcoal Filter	Optional	F00333/S
Long Life Charcoal Filter	Optional	F00262/3S
Chimney extention kit (+230mm IX)	Optional	KIT00780
Dish rack Kit	Optional	KIT00792 (90-H6 cm) KIT00793 (90-H10 cm) KIT00794 (90-H12 cm)

MODELS	CODE
SPOT H6 LX IX A/60	55911352/1
SPOT H6 LX IX A/90	55911346/1
SPOT H10 LX AL A/120	55911155/1







Size (cm) 60-90  
 Finish STAINLESS STEEL + GLASS

# CUBE

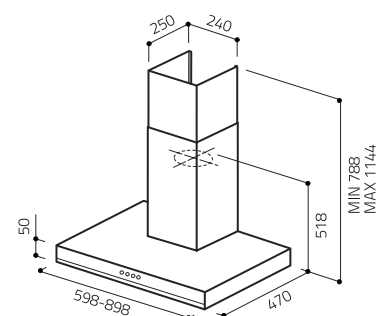
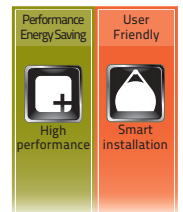
WALL MOUNTED

Controls	3s Soft Touch Push Button
Lighting	Halo 2x20W
Version	Duct out or recycling
No. of motors	1
Duct Size (mm)	150
IEC airflow (m <sup>3</sup> /h)	260-630
Noise Level db(A)	48-66
Pressure (Pa)	470
Absorption (W)	215

ACCESSORIES	Included	CODE
Grease Filter	Included	
Charcoal Filter	Optional	F00333/S
Long Life Charcoal Filter	Optional	F00262/3S
Chimney ext. kit (+230mm)	Optional	KIT00780

MODELS	
CUBE IX/A/60	51713693*
CUBE IX/A/90	51713694*

\* Available with external motor see page 119 for motor specification





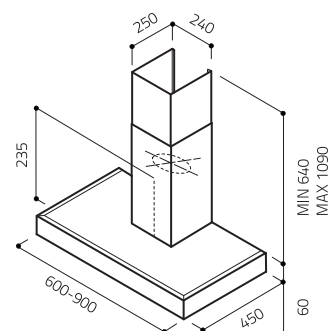
Size (cm) 60-90  
 Finish STAINLESS STEEL

# LEDGE

WALL MOUNTED 48 > 49

Controls	3s Push light button
Lighting	Halo 2x20W
Version	Duct out or recycling
No. of motors	1
Duct Size (mm)	125-150
IEC airflow (m <sup>3</sup> /h)	200-400
Noise Level db(A)	44-62
Pressure (Pa)	190
Absorption (W)	160

ACCESSORIES	GFA Included	CODE
Grease Filter	GFA Included	
Charcoal Filter	Optional	F00333/S
Long Life Charcoal Filter	Optional	F00262/3S
Chimney extension kit (+230)	Optional	KIT00780
MODELS		
LEDGE H6 IX/A/60		55916388
LEDGE H6 IX/A/90		55916389





Size (cm) 90  
 Finish STAINLESS STEEL + GLASS

Elica Design Center

# ARTICA

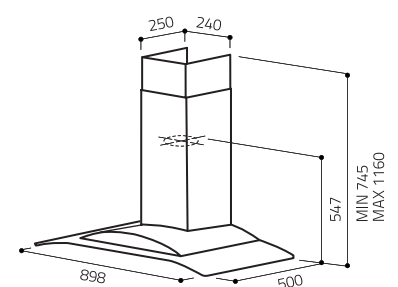

WALL MOUNTED

Controls	3s Soft Light Push Button
Lighting	Halo 2x20W
Version	Duct out or recycling
No. of motors	1
Duct Size (mm)	150
IEC airflow (m <sup>3</sup> /h)	260-630
Noise Level db(A)	46-66
Pressure (Pa)	440
Absorption (W)	215

ACCESSORIES	Included	CODE
Grease Filter	Included	
Charcoal Filter	Optional	F00333/S
Long Life Charcoal Filter	Optional	F00262/3S
External motor (*)	Not included	40010625
Chimney extension kit (+230)	Optional	KIT00780

MODELS		
ARTICA SOFT LIGHT IX/A/90		50816337
ARTICA GME SOFT IX/A/90 (*)		50816785

\*See page 119 for external motor specifications





Size (cm) 90  
 Finish STAINLESS STEEL + GLASS

# IGLOO

WALL MOUNTED

50 > 51

Controls	Mechanical push button (*)	3s+b Touch control with display
Lighting	Halo 2x20W	Halo 2x20W
Version	Duct out or recycling	Duct out or recycling
No. of motors	1	1
Duct Size (mm)	150	150
IEC airflow (m <sup>3</sup> /h)	260-630	290-570 (720)
Noise Level db(A)	46-69	46-64 (69)
Pressure (Pa)	440	480
Absorption (W)	290	290

ACCESSORIES		CODE
Grease Filter	GFA Included	
Charcoal Filter	Optional	F00187/1S(*) or F00333/S
Long Life Charcoal Filter	Optional for TC only	F00262/3S
Chimney extension kit	Optional	KIT00775

MODELS		
IGLOO TC IX/A/90		PRF0003908
IGLOO IX/A/90 (*)		PRF0003906

Performance Energy Saving

IntensiTime

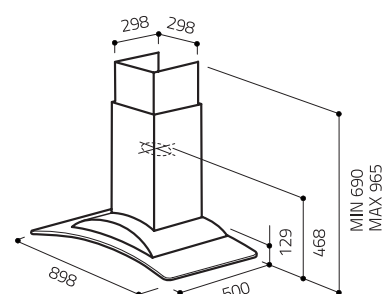
High performance

User Friendly

Digital display

Smart installation

Filter change indicator







Size (cm) 60-70-90  
 Finish STAINLESS STEEL + GLASS

# CIRCUS HP

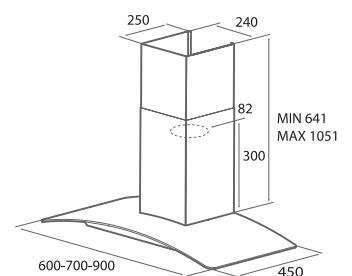
WALL MOUNTED

Controls	3s+b Touch control with display
Lighting	Halo 2x20W
Version	Duct out or recycling
No. of motors	1
Duct Size (mm)	150
IEC airflow (m <sup>3</sup> /h)	260-580 (750)
Noise Level db(A)	46-63 (69)
Pressure (Pa)	450
Absorption (W)	215

ACCESSORIES	GFA Included	CODE
Grease Filter	GFA Included	
Charcoal Filter	Optional	F00333/S
Long Life Charcoal Filter	Optional	F00262/3S
Chimney extension kit (+230)	Optional	KIT00780

MODELS	
CIRCUS HP IX/A/60	68117541
CIRCUS HP IX/A/70	PRF0007263
CIRCUS HP IX/A/90	68117542

<p>Performance Energy Saving</p> <p>IntensiTime</p>	<p>User Friendly</p> <p>Digital display</p>
<p>High performance</p>	<p>Smart installation</p>
<p>Filter change indicator</p>	







Size (cm) 60-90  
 Finish STAINLESS STEEL + GLASS

# ARCH

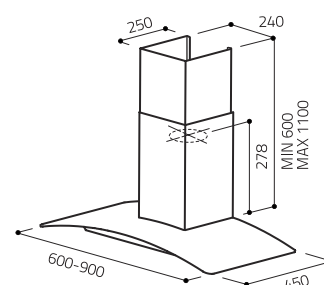
WALL MOUNTED

52 > 53

Controls	3s Push light button
Lighting	Halo 2x20W
Version	Duct out or recycling
No. of motors	1
Duct Size (mm)	125-150
IEC airflow (m <sup>3</sup> /h)	200-400
Noise Level db(A)	44-62
Pressure (Pa)	190
Absorption (W)	160

ACCESSORIES	GFA Included	CODE
Grease Filter	GFA Included	
Charcoal Filter	Optional	F00333/S
Long Life Charcoal Filter	Optional	F00262/3S
Chimney extension kit (+230)	Optional	KIT00780

MODELS	
ARCH IX/A/60	68116393
ARCH IX/A/90	68116392





Size (cm) 60-70-80-90-100-110-120  
 Finish STAINLESS STEEL + GLASS

# GLACIER

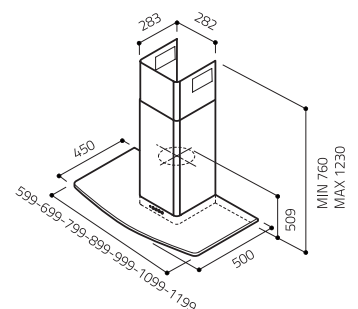
WALL MOUNTED

Controls	Mechanical push button
Lighting	Halo 2x20W
Version	Duct out or recycling
No. of motors	1
Duct Size (mm)	150
IEC airflow (m <sup>3</sup> /h)	260-630
Noise Level db(A)	48-66
Pressure (Pa)	470
Absorption (W)	215

ACCESSORIES	Included	CODE
Grease Filter	Included	
Charcoal Filter	Optional	F00333/S
Long Life Charcoal Filter	Optional	F00262/3S

MODELS	
GLACIER IX.V/A/60 4849366/2 *	4849366/2 *
GLACIER IX.V/A/70 48411757/2 *	48411757/2 *
GLACIER IX.V/A/80 48411756/2 *	48411756/2 *
GLACIER IX.V/A/90 4849367/2 *	4849367/2 *
GLACIER IX.V/A/100 48412575/2 *	48412575/2 *
GLACIER IX.V/A/110 48412982/2 *	48412982/2 *
GLACIER IX.V/A/120 4849368/2 *	4849368/2 *

\* Available with external motor see page 119 for motor specification





MISURE (cm) Size (cm) 60-70-90  
 FINITURE Finish STAINLESS STEEL + GLASS

# QUARTZ HP


WALL MOUNTED 54 > 55

Controls	3s+b Touch control with display
Lighting	Halo 2x20W
Version	Duct out or recycling
No. of motors	1
Duct Size (mm)	150
IEC airflow (m <sup>3</sup> /h)	260-580 (750)
Noise Level db(A)	46-63 (69)
Pressure (Pa)	450
Absorption (W)	215


ACCESSORIES	GFA Included	CODE
Grease Filter	GFA Included	
Charcoal Filter	Optional	F00333/S
Long Life Charcoal Filter	Optional	F00262/3S
Chimney extension kit (+230)	Optional	KIT00780

MODELS	
QUARTZ HP IX/A/60	68517540
QUARTZ HP IX/A/70	PRF0007187
QUARTZ HP IX/A/90	68517543

Performance Energy Saving




IntensiTime




High performance


User Friendly



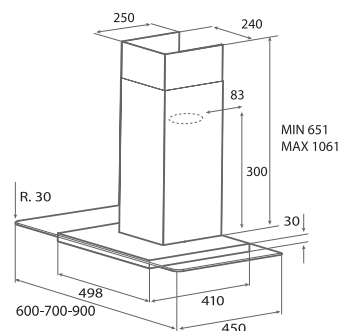
Digital display



Smart installation



Filter change indicator





Size (cm) 60-90  
 Finish STAINLESS STEEL + GLASS

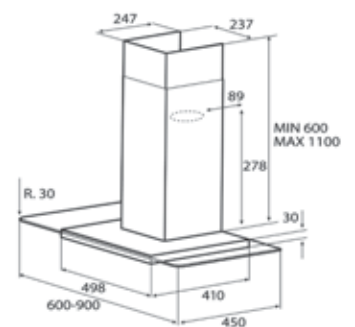
# CRYSTAL

WALL MOUNTED

Controls	3s Push Light Push Button
Lighting	Halo 2x20W
Version	Duct out or recycling
No. of motors	1
Duct Size (mm)	125-150
IEC airflow (m <sup>3</sup> /h)	200-400
Noise Level db(A)	44-62
Pressure (Pa)	190
Absorption (W)	160

ACCESSORIES	GFA Included	CODE
Grease Filter	GFA Included	
Charcoal Filter	Optional	F00333/S
Long Life Charcoal Filter	Optional	F00262/3S
Chimney extension kit (+230)	Optional	KIT00780

MODELS	
CRYSTAL IX/A/60	68516391
CRYSTAL IX/A/90	68516390







Size (cm) 90  
 Finish STAINLESS STEEL + ILLUMINATED GLASS

# CUBE LIGHT

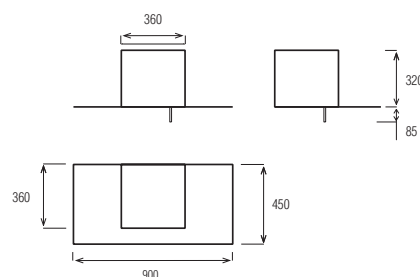
WALL MOUNTED

56 > 57

Controls	Magicwand
Lighting	Halo 1x40W + 40W neon
Version	Duct out or recycling
No. of motors	1
Duct Size (mm)	150
IEC airflow (m <sup>3</sup> /h)	170-350 (480)
Noise Level db(A)	38-58 (65)
Pressure (Pa)	400
Absorption (W)	210

ACCESSORIES	GFA Included	CODE
Grease Filter	GFA Included	
Charcoal Filter	Not available	
Long Life Charcoal Filter	Included	F00433/1
Chimney kit (h470-900)	Optional	KIT01556
Black Remote control Kit	Optional	KIT02183/1
White Remote control Kit	Optional	KIT0010436

MODELS	
CUBE LIGHT VT/F 90	65414589/1







Size (cm) 60-70-90-100  
 Finish STAINLESS STEEL

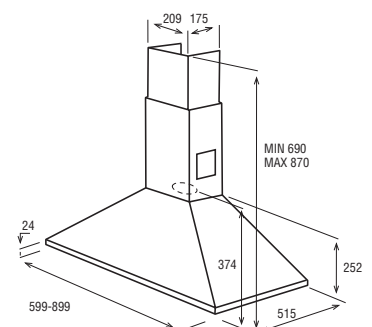
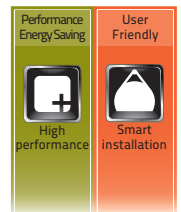
# TAMAYA HP

WALL MOUNTED

Controls	3s+b Touch control with display
Lighting	Halo 2x20W
Version	Duct out or recycling
No. of motors	1
Duct Size (mm)	150
IEC airflow (m <sup>3</sup> /h)	300-620 (800)
Noise Level db(A)	46-62 (68)
Pressure (Pa)	450
Absorption (W)	215

ACCESSORIES		CODE
Grease Filter	GFA Included	
	GFI Optional	KIT01036
Charcoal Filter	Optional	CFC0013072
Long Life Charcoal Filter	Not available	
Chimney ext. kit (+390mm IX)	Optional	KIT00778
Chimney ext. kit (+610mm IX)	Optional	KIT00779
Chimney ext. kit (-130mm IX)	Optional	KIT0075F

MODELS		
TAMAYA HP IX/A/60		PRF0009991
TAMAYA HP IX/A/70		Available 2011
TAMAYA HP IX/A/90		PRF0009991
TAMAYA HP IX/A/100		Available 2011





Size (cm) 60-70-90-100  
 Finish STAINLESS STEEL, BLACK (60-90) OR WHITE (60)

# TAMAYA

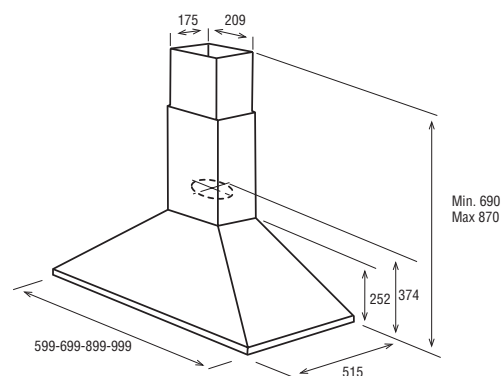
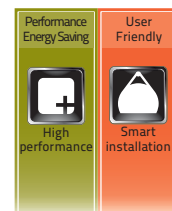
WALL MOUNTED

58 > 59

Controls	Slider 3S
Lighting	Inc. 2x40W
Version	Duct out or recycling
No. of motors	1
Duct Size (mm)	125
IEC airflow (m <sup>3</sup> /h)	240-470
Noise Level db(A)	54-64
Pressure (Pa)	210
Absorption (W)	230

ACCESSORIES		CODE
Grease Filter	GFA Included	
	GFI Optional	KIT01036
Charcoal Filter	Optional	F00169/2S
Long Life Charcoal Filter	Not available	
Chimney ext. kit (+390mm IX)	Optional	KIT00778
Chimney ext. kit (+610mm IX)	Optional	KIT00779
Chimney ext. kit (-130mm IX)	Optional	KIT0075F

MODELS		
TAMAYA IX A/60		3876567/2
TAMAYA IX A/70		3878896/1
TAMAYA IX A/90		3876570/2
TAMAYA IX A/100		3879467/1
TAMAYA BL A/60		3876565/1
TAMAYA BL A/90		3876568/1
TAMAYA WH F/60		3876566/1





Size (cm) 60-90  
Finish STAINLESS STEEL

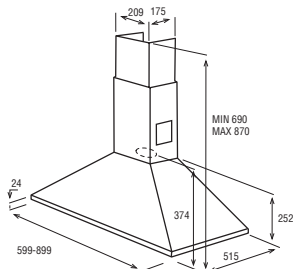
## AQUA

WALL MOUNTED

Controls	Slider 3S
Lighting	Inc. 2x40W
Version	Duct out or recycling
No. of motors	1
Duct Size (mm)	125-150
IEC airflow (m <sup>3</sup> /h)	240-470
Noise Level db(A)	54-64
Pressure (Pa)	210
Absorption (W)	230

ACCESSORIES	GFA Included	CODE
Grease Filter	GFA Included	
	GFI Optional	KIT01036
Charcoal Filter	Optional	F00428/15
Long Life Charcoal Filter	Not available	
Chimney ext. kit (+390mm IX)	Optional	KIT00778
Chimney ext. kit (+610mm IX)	Optional	KIT00779
Chimney ext. kit (-130mm IX)	Optional	KIT0075F

MODELS	
AQUA IX/A/60	42412697A
AQUA IX/A/90	42412698A



Size (cm) 60-90  
Finish STAINLESS STEEL

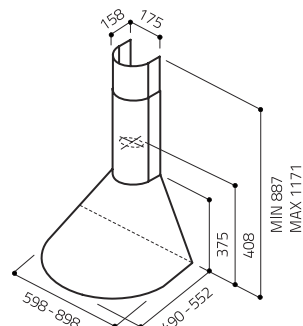
## TONDA

WALL MOUNTED

Controls	Slider 3S
Lighting	Inc. 2x40W
Version	Duct out or recycling
No. of motors	1
Duct Size (mm)	125
IEC airflow (m <sup>3</sup> /h)	230-400
Noise Level db(A)	47-59
Pressure (Pa)	280
Absorption (W)	230

ACCESSORIES	GFA Included	CODE
Grease Filter	GFA Included	
Charcoal Filter	Optional	F00169/25

MODELS	
TONDA IX F/60	2938000
TONDA IX F/90	2937999





Size (cm) 90  
 Finish STAINLESS STEEL

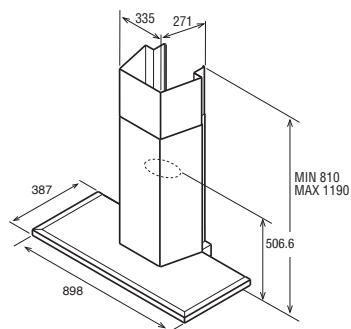
## SAMURAI

WALL MOUNTED

Controls	3S Soft Light Push Button
Lighting	Halo 2x20W
Version	Duct out or recycling
No. of motors	1
Duct Size (mm)	150
IEC airflow (m <sup>3</sup> /h)	260-630
Noise Level db(A)	48-66
Pressure (Pa)	440
Absorption (W)	215

ACCESSORIES	GFI Included	CODE
Grease Filter	GFI Included	
Charcoal Filter	Optional	F00333/1S
Long Life Charcoal Filter	Optional	F00262/2S

MODELS	
SAMURAI Soft IX/A/90	53414556



## ELICA CORNER MOUNTED





SIZE (cm) 100x100 Elica Design Center  
 FINISH STAINLESS STEEL + GLASS

# PERSONAL

CORNER MOUNTED

Controls	3s Soft Light Push Button
Lighting	Halo 2x20W
Version	Duct out or recycling
No. of motors	1
Duct Size (mm)	150
IEC airflow (m <sup>3</sup> /h)	230-560
Noise Level db(A)	46-66
Pressure (Pa)	440
Absorption (W)	215

ACCESSORIES		CODE
Grease Filter	GFI Professional included	
Charcoal Filter	Optional	F00333/S
Long Life Charcoal Filter	Optional	F00262/3S

MODELS	
PERSONAL VT+IX/A/100	66414789

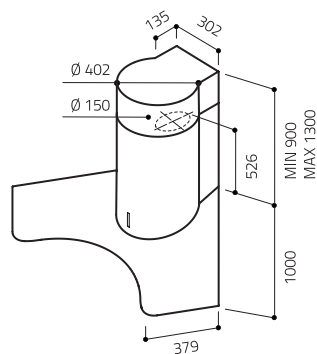
High performance

Soft light control

Performance Energy Saving

Smart installation

User Friendly



SIZE (cm) 100x100  
 FINISH STAINLESS STEEL

# HYDRA

CORNER MOUNTED

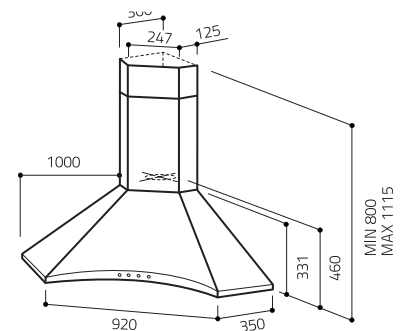
Controls	Mechanical Push Button
Lighting	Halo 4x20W
Version	Duct out or recycling
No. of motors	1
Duct Size (mm)	150
IEC airflow (m <sup>3</sup> /h)	220-600
Noise Level db(A)	44-65
Pressure (Pa)	360
Absorption (W)	240

ACCESSORIES		CODE
Grease Filter	GFA Included	
	GFI Optional	KIT01036
Charcoal Filter	Included	F00169/1S
Long Life Charcoal Filter	Not available	

MODELS	
HYDRA ANG IX F/100	1608046/1

High performance

Performance Energy Saving





# ELICA HANGING

---

62 > 63

LIGHTING

PURIFICATION

ASPIRATION







SIZE (cm)  $\varnothing$  47 Elica Design Center  
 FINISH STAINLESS STEEL + GLASS

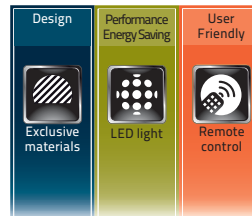
# STARLIGHT

HANGING - LIGHTING

Controls	Remote control
Lighting	Halo 1x75W+RGB 1x20W
Colours	RGB 256 colours
Absorption (W)	95

ACCESSORIES		CODE
Extension cable kit (2.5m IX)	Optional	KIT01889
Extension cable kit (5m IX)	Optional	KIT01921

MODELS	
STARLIGHT IX/47	PRF0010419

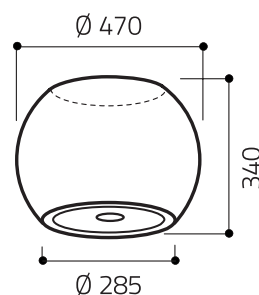


Suspended from the ceiling, StarLight glitters with emotion: a glass-encrusted globe, its spherical form is a shining, multifaceted tapestry of crystalline light.

StarLight bathes the furniture placed below in a warm halogen glow, while a host of small LEDs animate the environment with luminous effects, changing colour to create unique chromatic sensations. Choosing the colour of the light provides an almost chromotherapeutic effect, positively influencing a person's mood. StarLight is combination of design, functionality and comfort, with a remote control to operate the various light sources and chromatic tonalities.

StarLight can be combined with the Star cooker hood (see page 90).

This model is not a hood and cannot be installed over a hob.











SIZE (cm)  $\varnothing$  47  
 FINISH STAINLESS STEEL + GLASS

Elica Design Center

# STAR

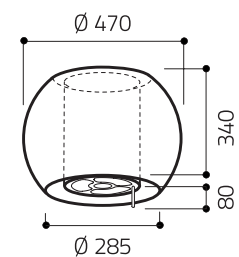
HANGING

Controls	Magic wand
Lighting	Halo 1x40W + Inc. 3x40W
Version	Duct out or recycling
No. of motors	1
Duct Size (mm)	150
IEC airflow (m <sup>3</sup> /h)	170-350 (480)
Noise Level db(A)	38-58 (65)
Pressure (Pa)	400
Absorption (W)	290

ACCESSORIES		CODE
Grease Filter	GFA Included	
Charcoal Filter	Not available	
Long Life Charcoal Filter	Included	F00433/1
Black Remote control Kit	Optional	KIT02183/1
White Remote control Kit	Optional	KIT0010436
Extension cable Kit (2,5m IX)	Optional	KIT01889
Extension cable Kit (5m IX)	Optional	KIT01921

MODELS		
STAR IX/F 47		65414592/2

<b>Design</b>  Evolution  Exclusive materials  Ambient light	<b>Performance Energy Saving</b>  IntensiTime	<b>User Friendly</b>  Magic wand  Filter change indicator  Remote control
--	---	---





SIZE (cm)                      Ø 51  
 FINISH                        STAINLESS STEEL + GLASS

Elica Design Center

# VICTORIA

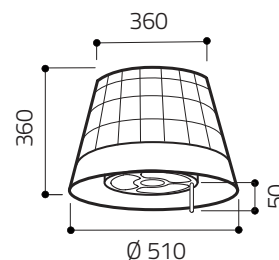
HANGING 68 > 69

Controls	Magic wand
Lighting	Halo 1x40W + Inc. 3x40W
Version	Duct out or recycling
No. of motors	1
Duct Size (mm)	150
IEC airflow (m <sup>3</sup> /h)	170-350 (480)
Noise Level db(A)	38-58 (65)
Pressure (Pa)	400
Absorption (W)	290

ACCESSORIES		CODE
Grease Filter	GFA Included	
Charcoal Filter	Not available	
Long Life Charcoal Filter	Included	F00433/1
Extractor Kit	Optional	KIT01611
Black Remote control Kit	Optional	KIT02183/1
White Remote control Kit	Optional	KIT0010436
Extension cable Kit (2,5m IX)	Optional	KIT01889
Extension cable Kit (5m IX)	Optional	KIT01921

MODELS		
VICTORIA VT/F 51		60416363

Design	Performance Energy Saving	User Friendly
Evolution	IntensiTime	Magic wand
Exclusive materials		Filter change indicator
Ambient light		Remote control





SIZE (cm)  $\varnothing$  51 Elica Design Center  
 FINISH STAINLESS STEEL + BLOWN GLASS

# WHITE STREAM

HANGING

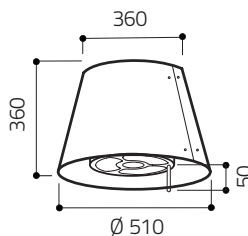
Controls	Magic wand
Lighting	Halo 1x40W + Inc. 3x40W
Version	Duct out or recycling
No. of motors	1
Duct Size (mm)	150
IEC airflow (m <sup>3</sup> /h)	170-350 (480)
Noise Level db(A)	38-58 (65)
Pressure (Pa)	400
Absorption (W)	290

ACCESSORIES		CODE
Grease Filter	GFA Included	
Charcoal Filter	Not available	
Long Life Charcoal Filter	Included	F00433/1
Extractor Kit	Optional	KIT01611
Black Remote control Kit	Optional	KIT02183/1
White Remote control Kit	Optional	KIT0010436
Extension cable Kit (2,5m)	Optional	KIT01889
Extension cable Kit (5m)	Optional	KIT01921

MODELS		
WHITE STREAM VT/51		73816571
Wall installation with bracket possible (included)		

<b>Design</b> Evolution Exclusive materials Ambient light	<b>Performance Energy Saving</b> IntensiTime	<b>User Friendly</b> Magic wand Filter change indicator Remote control
--	---	---

The aesthetic glasses are craft made through blowing. Any surface irregularities or glass misalignment make the product unique.







SIZE (cm) Ø 51  
 FINISH STAINLESS STEEL+ WHITE GLASS  
 STAINLESS STEEL+ BLACK GLASS

Elica Design Center

# GRACE

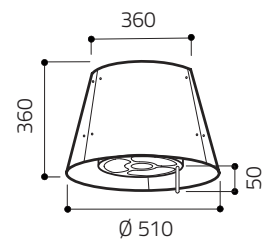
HANGING

Controls	Magic wand
Lighting	Halo 1x40W + Inc. 3x40W
Version	Duct out or recycling
No. of motors	1
Duct Size (mm)	150
IEC airflow (m <sup>3</sup> /h)	170-350 (480)
Noise Level db(A)	38-58 (65)
Pressure (Pa)	400
Absorption (W)	290

ACCESSORIES		CODE
Grease Filter	GFA Included	
Charcoal Filter	Not available	
Long Life Charcoal Filter	Included	F00433/1
Extractor Kit	Optional	KIT01611
Black Remote control Kit	Optional	KIT02183/1
White Remote control Kit	Optional	KIT0010436
Extension cable Kit (2,5m IX)	Optional	KIT01889
Extension cable Kit (5m IX)	Optional	KIT01921

MODELS		
GRACE WH/F 51		65414586/1
GRACE BL/F 51		PRF0010393
Wall installation with bracket possible (included)		

<b>Design</b>  Evolution  Ambient light	<b>Performance Energy Saving</b>  IntensiTime	<b>User Friendly</b>  Magic wand  Filter change indicator  Remote control
---	---	---







SIZE (cm) 90x50  
FINISH STAINLESS STEEL

Elica Design Center

# TWIN

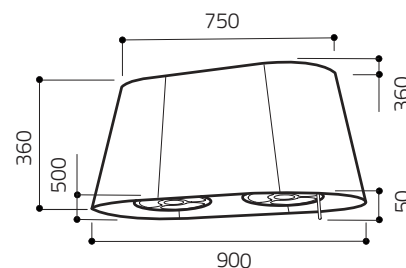
HANGING 72 > 73

Controls	Magic wand
Lighting	Halo 2x40W + Inc. 6x40W
Version	Duct out or recycling
No. of motors	2
Duct Size (mm)	150
IEC airflow (m <sup>3</sup> /h)	270-560 (770)
Noise Level db(A)	41-61 (69)
Pressure (Pa)	400
Absorption (W)	450

ACCESSORIES		CODE
Grease Filter	GFA Included	
Charcoal Filter	Not available	
Long Life Charcoal Filter	Included	F00433/1
Black Remote control Kit	Optional	KIT02183/1
White Remote control Kit	Optional	KIT0010436
Extension cable Kit (2,5m IX)	Optional (x 2 pcs)	KIT01889 (1pc)
Extension cable Kit (5m IX)	Optional (x 2 pcs)	KIT01921 (1pc)

MODELS		
TWIN IX/F 90		65414590/1

Design	Performance Energy Saving	User Friendly
 Evolution	 IntensiTime	 Magic wand
 Ambient light		 Filter change indicator
		 Remote control





SIZE (cm) Ø 51  
 FINISH STAINLESS STEEL + COLOUR

Elica Design Center

# OLA

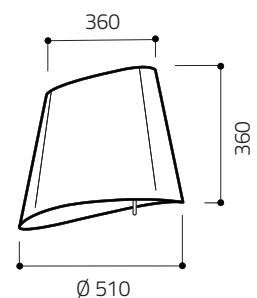
HANGING

Controls	Magic wand
Lighting	Halo 1x40W + Inc. 3x40W
Version	Duct out or recycling
No. of motors	1
Duct Size (mm)	150
IEC airflow (m <sup>3</sup> /h)	170-350 (480)
Noise Level db(A)	38-58 (65)
Pressure (Pa)	400
Absorption (W)	290

ACCESSORIES		CODE
Grease Filter	GFA Included	
Charcoal Filter	Not available	
Long Life Charcoal Filter	Included	F00433/1
Extractor Kit	Optional	KIT01611
Black Remote control Kit	Optional	KIT02183/1
White Remote control Kit	Optional	KIT0010436
Extension cable Kit (2,5m IX)	Optional	KIT01889
Extension cable Kit (5m IX)	Optional	KIT01921

MODELS		
OLA BRIGHT&TURQUOISE IX/F 51		65416190
OLA BRIGHT&RED IX/F 51		65416191
OLA PEARL&GREEN IX/F 51		65416192
OLA PEARL&VIOLET IX/F 51		65416193
Wall installation with bracket possible (included)		

<b>Design</b>  Evolution  Ambient light	<b>Performance Energy Saving</b>  IntensiTime	<b>User Friendly</b>  Magic wand  Filter change indicator  Remote control
---	---	---





SIZE (cm) Ø 51  
FINISH STAINLESS STEEL

Elica Design Center

# WAVE

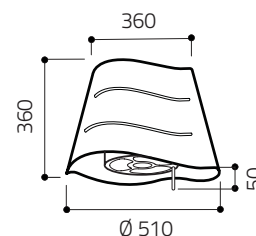
HANGING 74 > 75

Controls	Magic wand
Lighting	Halo 1x40W + Inc. 3x40W
Version	Duct out or recycling
No. of motors	1
Duct Size (mm)	150
IEC airflow (m <sup>3</sup> /h)	170-350 (480)
Noise Level db(A)	38-58 (65)
Pressure (Pa)	400
Absorption (W)	290

ACCESSORIES		CODE
Grease Filter	GFA Included	
Charcoal Filter	Not available	
Long Life Charcoal Filter	Included	F00433/1
Extractor Kit	Optional	KIT01611
Black Remote control Kit	Optional	KIT02183/1
White Remote control Kit	Optional	KIT0010436
Extension cable Kit (2,5m IX)	Optional	KIT01889
Extension cable Kit (5m IX)	Optional	KIT01921

MODELS		
WAVE IX/F 51		65414588/1
Wall installation with bracket possible (included)		

Design	Performance Energy Saving	User Friendly
Evolution	IntensiTime	Magic wand
Ambient light		Filter change indicator
		Remote control





SIZE (cm)  $\varnothing$  56 Elica Design Center  
 FINISH STAINLESS STEEL + COLOUR

# PURE OLA

HANGING - PURIFICATION

Controls	Magic wand	
Lighting	Halo 1x40W + Inc. 3x40W	
Absorption (W)	290	


ACCESSORIES	Included	CODE
Long Life Charcoal Filter	Included	F00433/1
HEPA Filter	Included	CFC0010443
Extension cable Kit (2.5m IX)	Optional	KIT01889
Extension cable Kit (5m IX)	Optional	KIT01921
Black Remote control Kit	Optional	KIT02183/1
White Remote control Kit	Optional	KIT0010436

MODES	CODE
PURE OLA	PRF0010435

Wall installation with bracket possible (included)

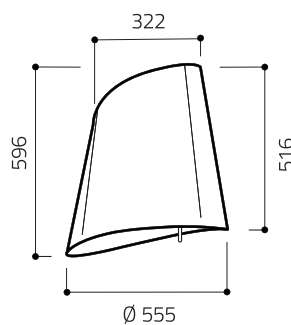
Wall installation with bracket possible (included)

Air and light are the defining elements of the Luxerion project. The air is drawn into the purification module and subjected to three different levels of filtration: first, the metallic filter eliminates macro impurities; second, active carbon filter removes particles of unpleasant odours; and third, the HEPA (High Efficiency Particulate Air) filter, captures dust, pollen, bacteria and all the impurities  $\geq 0,1$  micron. The air, completely cleansed, is then restored to its original environment. Pure Ola bathes a table or other piece of furniture placed below in warm halogen lighting, bright rays reflecting within its colourful parabola, creating an intimate atmosphere that's perfect for eating or relaxing with a book. To operate airflow speed or the intensity of the lighting, Pure Ola can be activated using the elegant Magic Wand pushbutton control rod or by remote control. Pure Ola can be combined with the Ola cooker hood (see page 96).



## LUXERION™

This model is not a hood and cannot be installed over a hob.











SIZE (cm)  $\varnothing$  54 Elica Design Center  
 FINISH STAINLESS STEEL

# PURE WAVE

HANGING - PURIFICATION

Controls	Magic wand	
Lighting	Halo 1x40W + Inc. 3x40W	
Absorption (W)	290	

ACCESSORIES		CODE
Long Life Charcoal Filter	Included	F00433/1
HEPA Filter	Included	CFC0010443
Extension cable Kit (25m IX)	Optional	KIT01889
Extension cable Kit (5m IX)	Optional	KIT01921
Black Remote control Kit	Optional	KIT02183/1
White Remote control Kit	Optional	KIT0010436

MODELS		
PURE WAVE		PRF0010434

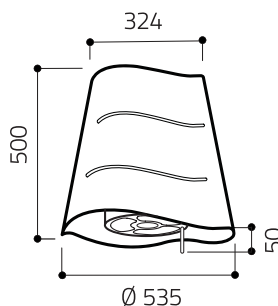
Wall installation with bracket possible (included)


Design	User Friendly
Ambient light	Magic wand
Evolution	Filter change indicator
	Remote control

## LUXERION™

This model is not a hood and cannot be installed over a hob.

Air and light are the defining elements of the Luxerion project. The air is drawn into the purification module and subjected to three different levels of filtration: first, the metallic filter eliminates macro impurities; second, active carbon filter removes particles of unpleasant odours; and third, the HEPA (High Efficiency Particulate Air) filter, captures dust, pollen, bacteria and all the impurities  $\geq 0,1$  micron. The air, completely cleansed, is then restored to its original environment. Pure Wave bathes a table or other piece of furniture placed below in warm halogen lighting, bright rays reflecting within its parabola, creating an intimate atmosphere in the surrounding area. To operate airflow speed or the intensity of the lighting, Pure Ola can be activated using the elegant Magic Wand pushbutton control rod or by remote control. Pure Wave can be combined with the Wave cooker hood (see page 97).









SIZE (cm)                    Ø 51  
 FINISH                      STAINLESS STEEL

Elica Design Center

# PLATINUM

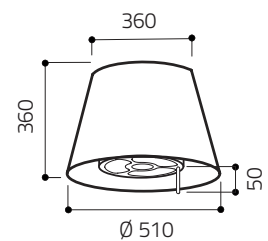
HANGING

Controls	Magic wand
Lighting	Halo 1x40W + Inc. 3x40W
Version	Duct out or recycling
No. of motors	1
Duct Size (mm)	150
IEC airflow (m <sup>3</sup> /h)	170-350 (480)
Noise Level db(A)	38-58 (65)
Pressure (Pa)	400
Absorption (W)	290

ACCESSORIES		CODE
Grease Filter	GFA Included	
Charcoal Filter	Not available	
Long Life Charcoal Filter	Included	F00433/1
Extractor Kit	Optional	KIT01611
Black Remote control Kit	Optional	KIT02183/1
White Remote control Kit	Optional	KIT0010436
Extension cable Kit (2,5m IX)	Optional	KIT01889
Extension cable Kit (5m IX)	Optional	KIT01921

MODELS		
PLATINUM IX/F 51		65414587/1
Wall installation with bracket possible (included)		

Design	Performance Energy Saving	User Friendly
 Evolution	 IntensiTime	 Magic wand
 Ambient light		 Filter change indicator
		 Remote control





SIZE (cm) 90x60  
FINISH STAINLESS STEEL + GLASS

Elica Design Center

# ISOLABELLA

HANGING 80 > 81

Controls	Magic wand
Lighting	Halo 1x40W
Version	Duct out or recycling
No. of motors	1
Duct Size (mm)	150
IEC airflow (m <sup>3</sup> /h)	170-350 (480)
Noise Level db(A)	38-58 (65)
Pressure (Pa)	400
Absorption (W)	170

ACCESSORIES		CODE
Grease Filter	GFA Included	
Charcoal Filter	Not available	
Long Life Charcoal Filter	Included	F00433/1
Black Remote control Kit	Optional	KIT02183/1
White Remote control Kit	Optional	KIT0010436
Extension cable Kit	Optional	KIT01890
Extension cable Kit	Optional	KIT01922

MODELS		
ISOLABELLA IX/F 51		65414591/1

Design



Evolution

Performance  
Energy Saving



IntensiTime

User  
Friendly



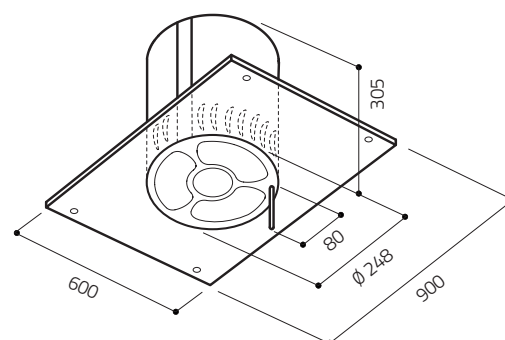
Magic wand



Filter change indicator



Remote control





SIZE (cm) 90  
 FINISH STAINLESS STEEL + PEARL  
 STAINLESS STEEL + GREEN

Elica Design Center

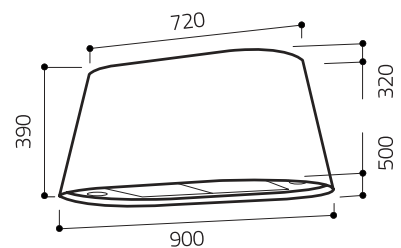
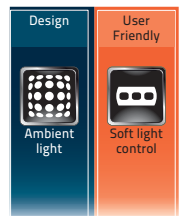
# JULIETTE

HANGING

Controls	3s Soft Light Push Button
Lighting	Halo 2x20W + Inc. 6x40W
Version	Duct out or recycling
No. of motors	1
Duct Size (mm)	125
IEC airflow (m <sup>3</sup> /h)	250-600
Noise Level db(A)	43-65
Pressure (Pa)	450
Absorption (W)	455

ACCESSORIES		CODE
Grease Filter	GFA Included	
Charcoal Filter	Not available	
Long Life Charcoal Filter	Included (2pc)	F00264/1S
Extractor Kit	Optional	KIT02262
Extension cable Kit (2,5m IX)	Optional (x 2pcs)	KIT01889 (1 pc)
Extension cable Kit (5m IX)	Optional (x 2pcs)	KIT01921 (1pc)

MODELS		
JULIETTE PEARL F/90		71716357
JULIETTE GREEN F/90		71716356







SIZE (cm) 50  
 FINISH STAINLESS STEEL + PEARL  
 STAINLESS STEEL + VIOLET

Elica Design Center

# JASMINE

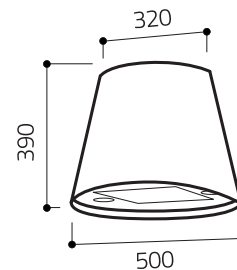
HANGING 82 > 83

Controls	3s Soft Light Push Button
Lighting	Halo 2x20W + Inc. 4x40W
Version	Duct out or recycling
No. of motors	1
Duct Size (mm)	120
IEC airflow (m <sup>3</sup> /h)	250-600
Noise Level db(A)	43-65
Pressure (Pa)	450
Absorption (W)	375



ACCESSORIES		CODE
Grease Filter	GFA Included	
Charcoal Filter	Not available	
Long Life Charcoal Filter	Included	F00264/1S
Extractor Kit	Optional	KIT02262
Extension cable Kit (2,5m IX)	Optional	KIT01889
Extension cable Kit (5m IX)	Optional	KIT01921
Wall mounted Kit	Optional	KIT02263

MODELS		
JASMINE PEARL F/50		71716351
JASMINE VIOLET F/50		71716350





SIZE (cm)                    Ø 25  
 FINISH                      STAINLESS STEEL

Elica Design Center

# NAKED

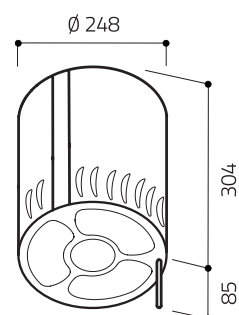
HANGING

Controls	Magic wand
Lighting	Halo 1x40W
Version	Duct out or recycling
No. of motors	1
Duct Size (mm)	150
IEC airflow (m <sup>3</sup> /h)	170-350 (480)
Noise Level db(A)	38-58 (65)
Pressure (Pa)	400
Absorption (W)	170

ACCESSORIES		CODE
Grease Filter	GFA Included	
Charcoal Filter	Not available	
Long Life Charcoal Filter	Included	F00433/1
Black Remote control Kit	Optional	KIT02183/1
White Remote control Kit	Optional	KIT0010436
Extension cable Kit (2,5m)	Optional	KIT01889
Extension cable Kit (5m)	Optional	KIT01921

MODELS		
NAKED IX/F/25		64714985

<b>Design</b>  Evolution	<b>Performance Energy Saving</b>  IntensiTime	<b>User Friendly</b>  Magic wand  Filter change indicator  Remote control
--------------------------------	---	---



# ELICA ISLAND

---

84 > 85

DOWNDRAFT

FALSE CEILING

CEILING



SIZE (cm) 90 Elica Design Center  
 FINISH STAINLESS STEEL  
 STAINLESS STEEL + WHITE GLASS, STAINLESS STEEL + BLACK GLASS

# ADAGIO

ISLAND - DOWNDRAFT


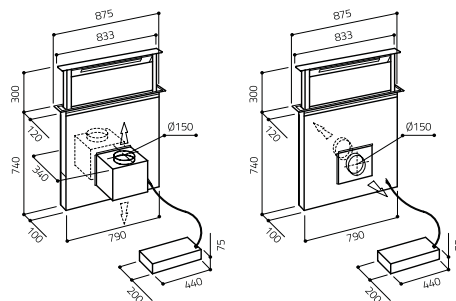
Controls	3s Touch control 3S+B
Lighting	Neon 1x14W
Version	Recycling (internal mot.)/ Duct out (external mot.)
No. of motors	1
Duct Size (mm)	150-200
IEC airflow (m <sup>3</sup> /h)	270-580 (800)
Noise Level db(A)	38-48 (58)
Pressure (Pa)	540
Absorption (W)	250

Extra Silence	Performance Energy Saving	User Friendly
External motor	IntensiTime	Touch control
	High performance	Filter change indicator
	Perimeter aspiration	Remote control

ACCESSORIES		CODE
Grease Filter	GFA Included	
Charcoal Filter	Included - GME Not required	CFC0009796 (x 2pcs)
External motor (*)	Not included	GME11 PRF0006209 GME22 PRF0006212 GME77 PRF0006216
Black Remote control Kit	Optional	KIT02183/1
White Remote control Kit	Optional	KIT0010436

MODELS		
ADAGIO BL/F/90		PRF0006191
ADAGIO WH/F/90		PRF0006195
ADAGIO IX/F/90		PRF0006197
ADAGIO GME BL/A/90 (*)		PRF0006200
ADAGIO GME WH/A/90 (*)		PRF0006204
ADAGIO GME IX/A/90 (*)		PRF0006207

See page 119 for external motor specifications







86 > 87





SIZE (cm) 120x65 Elica Design Center  
 FINISH STAINLESS STEEL + WHITE GLASS

# CLOUD NINE

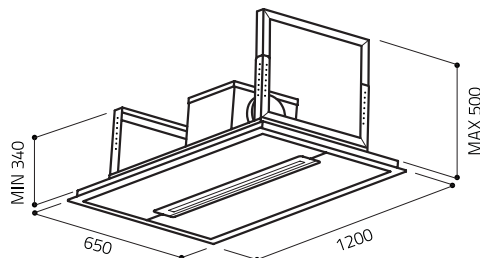
ISLAND - FALSE CEILING

Controls	Remote control 3S+B
Lighting	Neon 1x21W
Version	Duct out or recycling
No. of motors	1
Duct Size (mm)	150
IEC airflow (m <sup>3</sup> /h)	320-650 (740)
Noise Level db(A)	49-65 (68)
Pressure (Pa)	460
Absorption (W)	230

ACCESSORIES		CODE
Grease Filter	GFA Included	
Charcoal Filter	Optional	CFC0010590
White Remote control Kit	Included	

MODELS		
CLOUD NINE WH/A/120		PRF0010423

Performance Energy Saving  High performance  Perimeter aspiration	User Friendly  Remote control
--	--







SIZE (cm) 120x45 Elica Design Center  
 FINISH POLISHED STAIN.STEEL + SHINY STAINLESS STEEL

# LEGEND

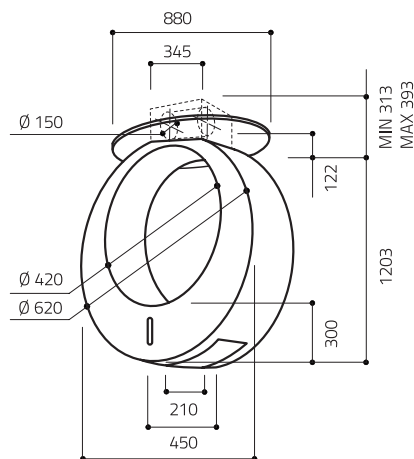
ISLAND - FALSE CEILING

Controls	Touch control 3S+B
Lighting	Halo 5x20W
Version	Duct out
No. of motors	1
Duct Size (mm)	150
IEC airflow (m <sup>3</sup> /h)	470-790 (870)
Noise Level db(A)	53-65 (67)
Pressure (Pa)	520
Absorption (W)	450

Design	Performance Energy Saving	User Friendly
Exclusive materials	IntensiTime	Touch control
	High performance	Filter change indicator
	Perimeter aspiration	Remote control

ACCESSORIES		CODE
Grease Filter	GFA Included	
Charcoal Filter	Not available	
Long Life Charcoal Filter	Not available	
Black Remote control Kit	Included	

MODELS		
LEGEND VT-IX/A/120		72016367
Special order only		









SIZE (cm) 100x45 Elica Design Center  
 FINISH STAINLESS STEEL + BLACK LEATHER  
 STAINLESS STEEL

# VOGUE

ISLAND – CEILING

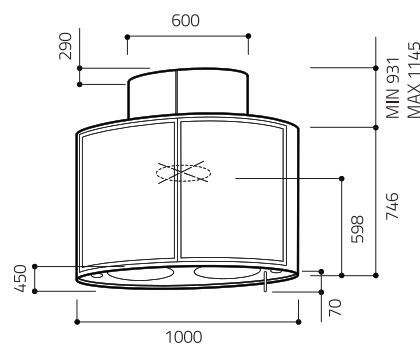
Controls	Magic wand
Lighting	Halo 2x20W
Version	Duct out or recycling
No. of motors	2
Duct Size (mm)	150
IEC airflow (m <sup>3</sup> /h)	510-1030 (1300)
Noise Level db(A)	41-57 (62)
Pressure (Pa)	460
Absorption (W)	540

ACCESSORIES		CODE
Grease Filter	GFA EDS3 included	
Charcoal Filter	Not available	
EDS3 Long Life Charcoal Filter	Optional (x 2pcs)	KIT01916/S
Black Remote control Kit	Optional	KIT02183/1
White Remote control Kit	Optional	KIT0010436

<b>Design</b> Exclusive materials	<b>Performance Energy Saving</b> IntensiTime High performance	<b>User Friendly</b> Magic wand Filter change indicator Remote control
<b>Extra Silence</b> Elica Deep Silence		



MODELS		
VOGUE BLACK LEATHER A/100		71916366
VOGUE METAL A/100		72816416







SIZE (cm) 80x50 Elica Design Center  
 FINISH STAINLESS STEEL + WHITE GLASS  
 PANEL FINISH (GLASS NOT SUPPLIED)

# ALBA PIRAMIDE ISLAND


ISLAND – CEILING

Controls	Magic wand
Lighting	Halo 6x20W + Halo 4x20W
Version	Duct out or recycling
No. of motors	1
Duct Size (mm)	150
IEC airflow (m <sup>3</sup> /h)	250-500 (610)
Noise Level db(A)	43-60 (65)
Pressure (Pa)	450
Absorption (W)	450

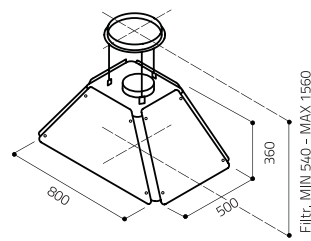
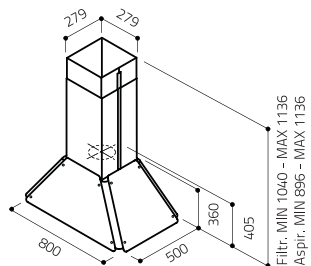
Design	Performance Energy Saving	User Friendly
Ambient light	IntensiTime	Magic wand
	High performance	Filter change indicator
	Perimeter aspiration	Remote control

ACCESSORIES		CODE
Grease Filter	GFA Included	
Charcoal Filter	Included	CFC0013072
Long Life Charcoal Filter	Not available	
Black Remote control Kit	Optional	KIT02183/1
White Remote control Kit	Optional	KIT0010436
Chimney kit	Optional	KIT0010438
Extension cable Kit (2,5m IX)	Optional	KIT01889
Extension cable Kit (5m IX)	Optional	KIT01921

MODELS		
ALBA PIRAMIDE IS PANN IX/F/80		PRF0010416
ALBA PIRAMIDE IS IX/F/80		PRF0007213



Panel finish (glass not supplied)









SIZE (cm) 55x49 Elica Design Center  
 FINISH STAINLESS STEEL + WHITE GLASS

# ALBA CUBO ISLAND

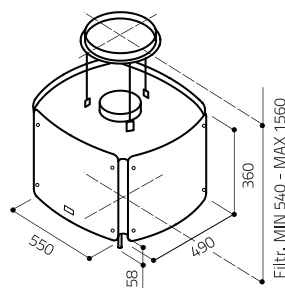
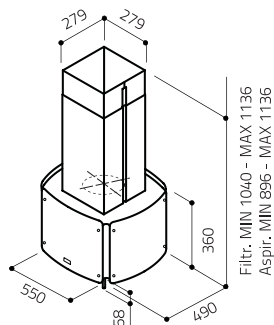
ISLAND – CEILING

Controls	Magic wand
Lighting	Halo 6x20W + Halo 4x20W
Version	Duct out or recycling
No. of motors	1
Duct Size (mm)	150
IEC airflow (m <sup>3</sup> /h)	250-500 (610)
Noise Level db(A)	43-60 (65)
Pressure (Pa)	450
Absorption (W)	450

Design	Performance Energy Saving	User Friendly
 Ambient light	 IntensiTime	 Magic wand
	 High performance	 Filter change indicator
	 Perimeter aspiration	 Remote control

ACCESSORIES		CODE
Grease Filter	GFA Included	
Charcoal Filter	Included	CFC0013072
Long Life Charcoal Filter	Not available	
Black Remote control Kit	Optional	KIT02183/1
White Remote control Kit	Optional	KIT0010436
Chimney kit	Optional	KIT0010438
Extension cable Kit (2,5m IX)	Optional	KIT01889
Extension cable Kit (5m IX)	Optional	KIT01921

MODELS		PRF0007242
ALBA CUBO IS IX/F/55		







SIZE (cm) 46x46; 58x43; 85x43 Elica Design Center  
 FINISH SHINY STAINLESS STEEL

# CHROME

ISLAND – CEILING

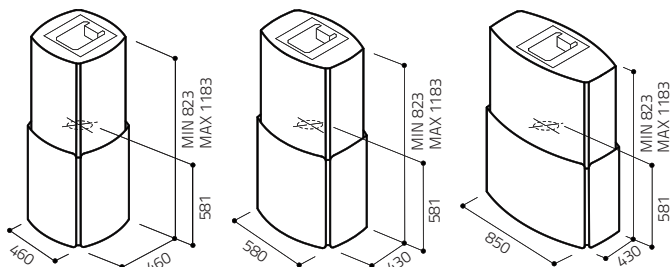
Controls	Magic wand
Lighting	Halo 2x20W-4x20W (850mm)
Version	Duct out or recycling
No. of motors	1
Duct Size (mm)	150
IEC airflow (m <sup>3</sup> /h)	290-330 (850)
Noise Level db(A)	35-50 (56)
Pressure (Pa)	520
Absorption (W)	290-330 (850 mm)

ACCESSORIES		CODE
Grease Filter	GFA EDS3 included	
Charcoal Filter	Not available	
Long Life Charcoal Filter	Optional	KIT01916/S
Black Remote control Kit	Optional	KIT02183/1
White Remote control Kit	Optional	KIT0010436

<b>Design</b>  Exclusive materials	<b>Performance Energy Saving</b>  High performance	<b>User Friendly</b>  Magic wand  Filter change indicator  Remote control
<b>Extra Silence</b>  Elica Deep Silence		



MODELS		
CHROME EDS IX/A/46		69315812A
CHROME EDS IX/A/58		69315976A
CHROME EDS IX/A/85		69315977A









SIZE (cm) 43x43; 43x60  
 FINISH STAINLESS STEEL

# KUADRA ISLAND

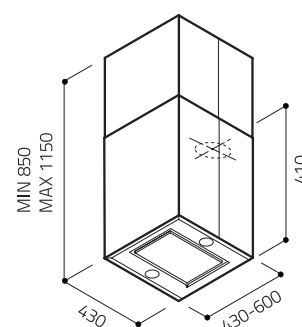
ISLAND – CEILING

Controls	3s+b Touch control with display
Lighting	Halo 2x20W
Version	Duct out or recycling
No. of motors	1
Duct Size (mm)	150
IEC airflow (m <sup>3</sup> /h)	250-470 (550)
Noise Level db(A)	45-55 (65)
Pressure (Pa)	470
Absorption (W)	290

ACCESSORIES		CODE
Grease Filter	GFA Included	
Charcoal Filter	Optional	F00333/S
Long Life Charcoal Filter	Optional	F00431/S

MODELS		
KUADRA ISLAND IX/A/43		PRF0007655
KUADRA ISLAND IX/A/60		PRF0007028

<p>IntensiTime</p>	<p>Digital display</p>
<p>High performance</p>	<p>Smart installation</p>
<p>Perimeter aspiration</p>	<p>Filter change indicator</p>





SIZE (cm) Ø 43x43  
FINISH STAINLESS STEEL

## TUBE ISLAND

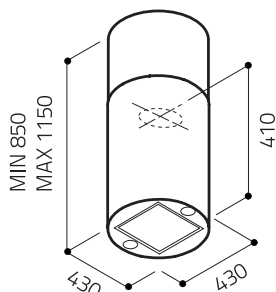
ISLAND – CEILING

Controls	3s+b Touch control with display
Lighting	Halo 2x20W
Version	Duct out or recycling
No. of motors	1
Duct Size (mm)	150
IEC airflow (m <sup>3</sup> /h)	250-470 (550)
Noise Level db(A)	45-55 (65)
Pressure (Pa)	450
Absorption (W)	290

ACCESSORIES	GFI Included	CODE
Grease Filter	GFI Included	
Charcoal Filter	Optional	F00333/S
Long Life Charcoal Filter	Optional	F00431/S

MODELS	
TUBE ISLAND IX/A/43	PRF0009572

- IntensiTime
- Digital display
- High performance
- Smart installation
- Perimeter aspiration
- Filter change indicator
- Performance Energy Saving
- User Friendly



SIZE (cm) 44x31  
FINISH STAINLESS STEEL

Design David Lewis

## MENHIR

ISLAND – CEILING

100 > 101

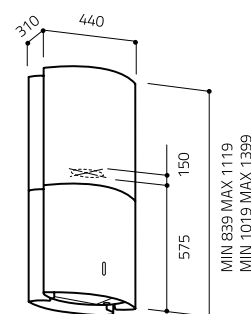
Controls	3s Soft Light Push Button
Lighting	Halo 4x20W
Version	Duct out or recycling
No. of motors	1
Duct Size (mm)	150
IEC airflow (m <sup>3</sup> /h)	260-630
Noise Level db(A)	48-66
Pressure (Pa)	440
Absorption (W)	255

ACCESSORIES	GFI Included	CODE
Grease Filter	GFI Included	
Charcoal Filter	Optional	F00333/S
Long Life Charcoal Filter	Optional	F00262/3S
External motor (*)	Not included	40010625

MODELS	
MENHIR Soft IX/A	56010692A
MENHIR H Soft IX/A	56012734A
MENHIR GME Soft IX/A (*)	56010749A
MENHIR GME H Soft IX/A (*)	56012759A

See page 119 for external motor specifications

- External motor
- Soft light control
- Smart installation
- Extra Silence
- User Friendly





SIZE (cm) 90x57  
 FINISH STAINLESS STEEL + BLACK FRONT PANEL

Elica Design Center

# CRETE ISLAND

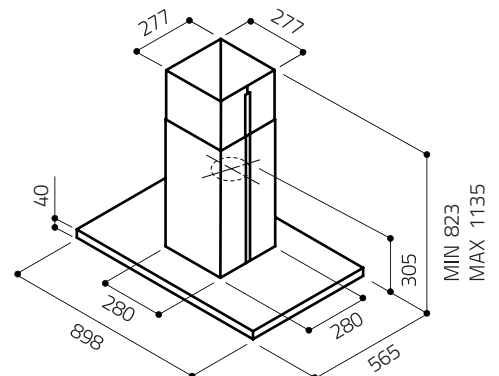
ISLAND – CEILING

Controls	Chef control
Lighting	Led 4x3W
Version	Duct out or recycling
No. of motors	1
Duct Size (mm)	150
IEC airflow (m <sup>3</sup> /h)	200-680
Noise Level db(A)	45-68
Pressure (Pa)	480
Absorption (W)	190

ACCESSORIES		CODE
Grease Filter	GFI Professional Included	
Charcoal Filter	Optional	F00333/S
Long Life Charcoal Filter	Optional	F00262/3S

MODELS	
CRETE ISLAND IX/A/90	PRF0010408

<b>Performance Energy Saving</b>  Synairgy	<b>Performance Energy Saving</b>  IntensiTime	<b>User Friendly</b>  Chef control
 LED light	 High performance	 Smart installation
 Pure function		 Filter change indicator







SIZE (cm) 90x47  
 FINISH STAINLESS STEEL + WHITE GLASS

Elica Design Center

# ELEGANCE ISLAND

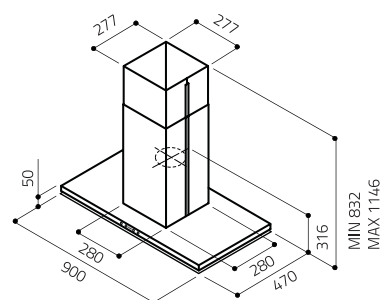
ISLAND – CEILING 102 > 103

Controls	3S+B Touch control
Lighting	Led 4x3W
Version	Duct out or recycling
No. of motors	1
Duct Size (mm)	150
IEC airflow (m <sup>3</sup> /h)	250-500 (650)
Noise Level db(A)	43-60 (65)
Pressure (Pa)	450
Absorption (W)	270

ACCESSORIES		CODE
Grease Filter	GFA Included	
Charcoal Filter	Optional	F00333/S
Long Life Charcoal Filter	Optional	F00262/3S

MODELS		
ELEGANCE ISLAND IX/A/90		PRF0009202

LED light IntensTime High performance Perimeter aspiration	Smart installation Head saver Filter change indicator
---	---





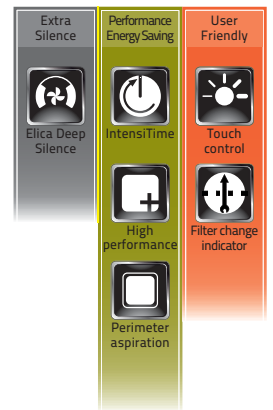
SIZE (cm) 120x70  
 FINISH STAINLESS STEEL + GLASS

Elica Design Center

# MERIDIANA

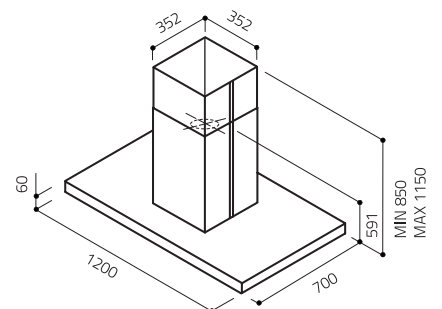
ISLAND – CEILING

Controls	3S+B Touch control
Lighting	Halo 4x20W
Version	Duct out or recycling
No. of motors	1
Duct Size (mm)	150
IEC airflow (m <sup>3</sup> /h)	290-590 (800)
Noise Level db(A)	35-50 (56)
Pressure (Pa)	540
Absorption (W)	330



ACCESSORIES		CODE
Grease Filter	GFA EDS3 included	
Charcoal Filter	Not available	
Long Life Charcoal Filter (EDS3)	Optional	KIT01916/S

MODELS		
MERIDIANA EDS IX VT/A/120x70		69916134





SIZE (cm) 100x70  
FINISH STAINLESS STEEL + GLASS

Elica Design Center

# OXYGÈNE

ISLAND – CEILING 104 > 105

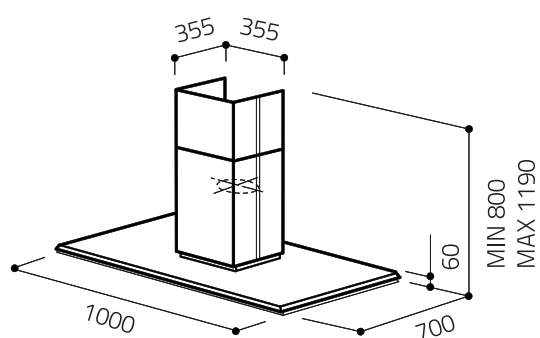
Controls	3s Soft Light Push Button
Lighting	Halo 4x20W
Version	Duct out or recycling
No. of motors	1
Duct Size (mm)	150
IEC airflow (m <sup>3</sup> /h)	290-800
Noise Level db(A)	35-56
Pressure (Pa)	500
Absorption (W)	330



<p>Extra Silence</p> <p>Elica Deep Silence</p>	<p>Performance Energy Saving</p> <p>High performance</p> <p>Perimeter aspiration</p>	<p>User Friendly</p> <p>Soft light control</p>
--	--	--

ACCESSORIES		CODE
Grease Filter	GFA EDS3 included	
Charcoal Filter	Not available	
EDS3 Long Life Charcoal Filter	Optional	KIT01916/S

MODELS		
OXYGENE EDS IX/A/100x70		65316030





SIZE (cm) 100x60; 120x60  
 FINISH STAINLESS STEEL

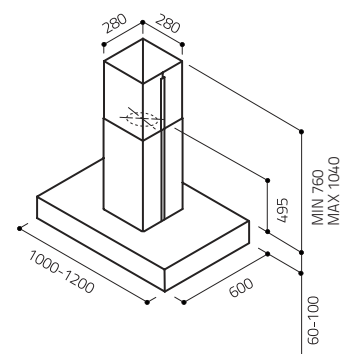

# FREE SPOT

ISLAND – CEILING

Controls	Mechanical Push Button
Lighting	Halo 4x20W
Version	Duct out or recycling
No. of motors	1
Duct Size (mm)	150
IEC airflow (m <sup>3</sup> /h)	260-630
Noise Level db(A)	48-66
Pressure (Pa)	470
Absorption (W)	255

ACCESSORIES	GFA Included	CODE
Grease Filter	GFI Optional	KIT01036
Charcoal Filter	Optional	F00333/S
Long Life Charcoal Filter	Optional	F00262/3S

MODELS	
FREE SPOT H10 LX IX A/100	57312966
FREE SPOT H10 LX IX A/120	57312967







SIZE (cm) 90x60  
FINISH STAINLESS STEEL + GLASS

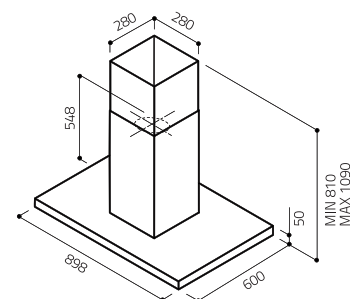

# CUBICA

ISLAND – CEILING 106 > 107

Controls	3s Soft Touch Push Button
Lighting	Halo 4x20W
Version	Duct out or recycling
No. of motors	1
Duct Size (mm)	150
IEC airflow (m <sup>3</sup> /h)	260-630
Noise Level db(A)	48-66
Pressure (Pa)	470
Absorption (W)	255

ACCESSORIES		CODE
Grease Filter	GFI Professional included	
Charcoal Filter	Optional	F00333/S
Long Life Charcoal Filter	Optional	F00262/3S

MODELS	
CUBICA IX/A/90x60	51613707





SIZE (cm) 100x70  
 FINISH STAINLESS STEEL + GLASS

Elica Design Center

# ANTARTICA

ISLAND – CEILING

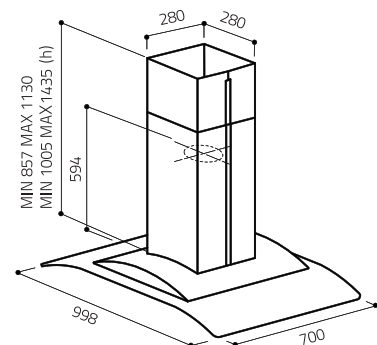
Controls	3s Soft Light Push Button
Lighting	Halo 4x20W
Version	Duct out or recycling
No. of motors	1
Duct Size (mm)	150
IEC airflow (m <sup>3</sup> /h)	260-630
Noise Level db(A)	48-66
Pressure (Pa)	470
Absorption (W)	255

ACCESSORIES		CODE
Grease Filter	GFI Professional included	
Charcoal Filter	Optional	F00333/S
Long Life Charcoal Filter	Optional	F00262/3S
External motor (*)	Not included	40010625

MODELS		
ANTARTICA Soft IX/A/100X70		50916340
ANTARTICA H Soft IX/A/100X70		50916341
ANTARTICA GME Soft IX/A/100X70 (*)		50916784

See page 119 for external motor specifications

Extra Silence	Performance Energy Saving	User Friendly
External motor	High performance	Soft light control
		Smart installation





SIZE (cm) 100x70  
FINISH STAINLESS STEEL + GLASS

# ICEBERG

ISLAND – CEILING 108 > 109

Controls	Mechanical push button (*)	3s+b Touch control with display
Lighting	Halo 4x20W	Halo 4x20W
Version	Duct out or recycling	Duct out or recycling
No. of motors	1	1
Duct Size (mm)	150	150
IEC airflow (m <sup>3</sup> /h)	260-630	290-570 (720)
Noise Level db(A)	46-64	46-64 (69)
Pressure (Pa)	370	480
Absorption (W)	280	330

ACCESSORIES		CODE
Grease Filter	GFA Included	
Charcoal Filter	Optional	F00187/1S(*) or F00333/S
Long Life Charcoal Filter	Optional for TC only	F00262/3S

MODELS		
ICEBERG TC IX/A/100/MIN 692		TBA
ICEBERG TC IX/A/100/MIN 812		TBA
ICEBERG TC IX/A/100/MIN 1000		PRF0004283
ICEBERG SF IX VETRO A/100		38111800/1(*)
ICEBERG IX VETRO A/100		3816536/1(*)

**Performance Energy Saving**

IntensiTime

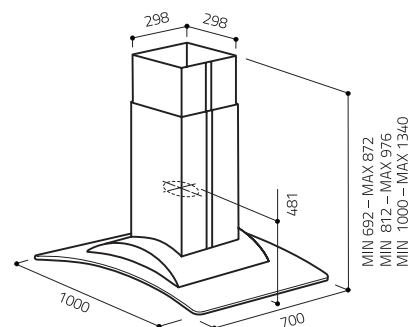
**High performance**

**User Friendly**

Digital display

Smart installation

Filter change indicator







SIZE (cm) 90x60  
 FINISH STAINLESS STEEL + GLASS

# CIRCUS HP ISLAND

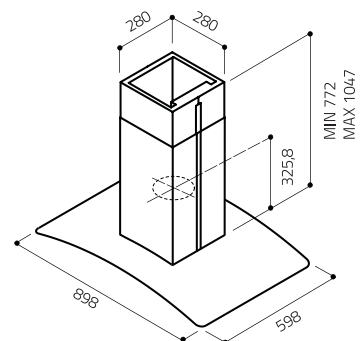
ISLAND – CEILING

Controls	3s+b Touch control with display
Lighting	Halo 2x20W
Version	Duct out or recycling
No. of motors	1
Duct Size (mm)	150
IEC airflow (m <sup>3</sup> /h)	260-580 (750)
Noise Level db(A)	46-63 (69)
Pressure (Pa)	450
Absorption (W)	215

ACCESSORIES		CODE
Grease Filter	GFA Included	
Charcoal Filter	Optional	F00333/S
Long Life Charcoal Filter	Optional	F00262/3S

MODELS		
CIRCUS HP ISLAND IX/A/90		PRF0007341

Performance Energy Saving  IntensiTTime	User Friendly  Digital display  Smart installation  Filter change indicator
 High performance	







SIZE (cm) 100x70  
FINISH STAINLESS STEEL + GLASS

# GLACIER ISLAND

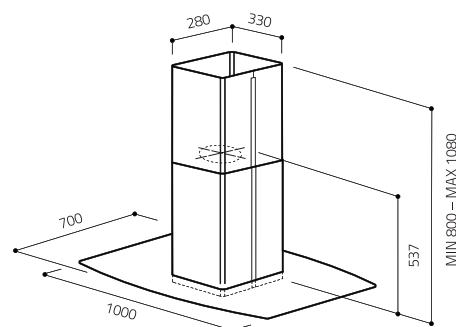
ISLAND – CEILING 110 > 111

Controls	Soft Touch Push Button
Lighting	Halo 4x20W
Version	Duct out or recycling
No. of motors	1
Duct Size (mm)	150
IEC airflow (m <sup>3</sup> /h)	260-630
Noise Level db(A)	48-66
Pressure (Pa)	470
Absorption (W)	255

ACCESSORIES		CODE
Grease Filter	GFI Professional included	
Charcoal Filter	Optional	F00333/S
Long Life Charcoal Filter	Optional	F00262/3S

MODELS		
GLACIER ISLAND IX.V/A/100/MIN 800		5210954/2
GLACIER ISLAND RM IX.V/A/100/MIN 800(*)		52111210/1

\* See page 119 for external motor specification





SIZE (cm) 90x60  
 FINISH STAINLESS STEEL + GLASS

# QUARTZ HP ISLAND

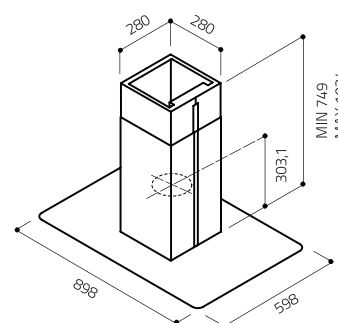
ISLAND – CEILING

Controls	3s+b Touch control with display
Lighting	Halo 2x20W
Version	Duct out or recycling
No. of motors	1
Duct Size (mm)	150
IEC airflow (m <sup>3</sup> /h)	260-580 (750)
Noise Level db(A)	46-63 (69)
Pressure (Pa)	450
Absorption (W)	215

ACCESSORIES		CODE
Grease Filter	GFA Included	
Charcoal Filter	Optional	F00333/S
Long Life Charcoal Filter	Optional	F00262/3S

MODELS		
QUARTZ HP ISLAND IX/A/90		PRF0007697

Performance Energy Saving	User Friendly
 IntensiTime	 Digital display
 High performance	 Smart installation
	 Filter change indicator



# ELICA BUILT-IN

---

TELESCOPIC

BUILT UNDER

CONVENTIONAL

INTEGRATED



SIZE (cm) 60-90  
FINISH WHITE + STAINLESS STEEL

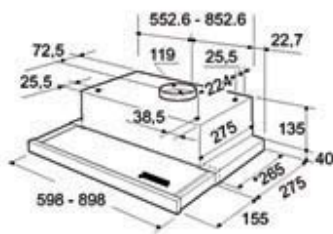
## ELISLIM

TELESCOPIC

Controls	Slider 3S
Lighting	Inc 2x40W
Version	Duct out or recycling
No. of motors	2
Duct Size (mm)	125
IEC airflow (m <sup>3</sup> /h)	220-430
Noise Level db(A)	52-69
Pressure (Pa)	370
Absorption (W)	320

ACCESSORIES		CODE
Grease Filter	GFA included	
Charcoal Filter	Optional (2 required)	F00189
Long Life Charcoal Filter	Not available	

MODELS		
ELISLIM LX WH F/60		24013711
ELISLIM LX WH F/90		24013712



SIZE (cm) 60-90  
FINISH STAINLESS STEEL + GLASS  
Elica Design Center

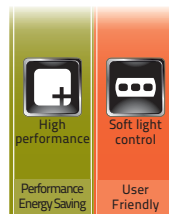
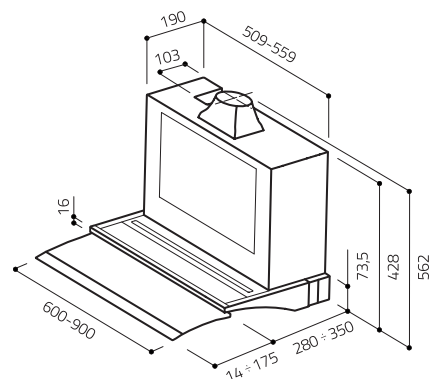
## GLIDE

TELESCOPIC

Controls	3s Soft Light Push Button
Lighting	Halo 2x20W
Version	Duct out or recycling
No. of motors	2
Duct Size (mm)	150
IEC airflow (m <sup>3</sup> /h)	290-630
Noise Level db(A)	47-65
Pressure (Pa)	340
Absorption (W)	260

ACCESSORIES		CODE
Grease Filter	GFI included	
Charcoal Filter	Optional	F00171/S
Long Life Charcoal Filter	Not available	

MODELS		
GLIDE IX A/60		52614597A
GLIDE IX A/90		52614598A







SIZE (cm) 60-80  
FINISH SILVER

## ELIBLOC HT

BUILT UNDER

Controls	Slider 3S+B
Lighting	Halo 2x20W
Version	Duct out or recycling
No. of motors	1
Duct Size (mm)	150
IEC airflow (m <sup>3</sup> /h)	240-490 (600)
Noise Level db(A)	52-63 (67)
Pressure (Pa)	380
Absorption (W)	240

ACCESSORIES		CODE
Grease Filter	GFA Included	
Charcoal Filter	Optional	F00169/15
Long Life Charcoal Filter	Not available	

MODELS		
ELIBLOC HT GR A/60		1768336
ELIBLOC HT GR A/80		17614580



SIZE (cm) 60-80  
FINISH STAINLESS STEEL

Elica Design Center

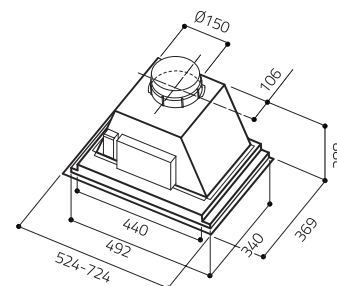
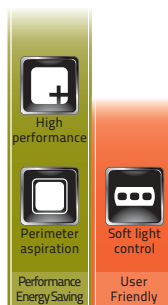
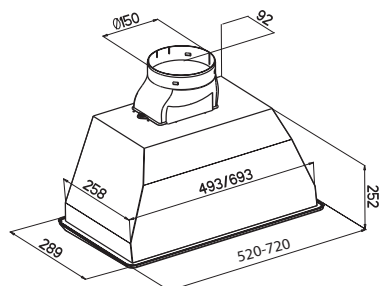
## ELIPER

BUILT UNDER 114 > 115

Controls	3s Soft Light Push Button
Lighting	Halo 2x20W
Version	Duct out or recycling
No. of motors	1
Duct Size (mm)	150
IEC airflow (m <sup>3</sup> /h)	210-560
Noise Level db(A)	43-66
Pressure (Pa)	480
Absorption (W)	220

ACCESSORIES		CODE
Grease Filter	GFI Included	
Charcoal Filter	Optional	CFC0013072
Long Life Charcoal Filter	Not available	

MODELS		
ELIPER IX/A/60		17616385
ELIPER IX/A/80		17616384





SIZE (cm) 60-80  
FINISH SILVER

## ELIBLOC 9

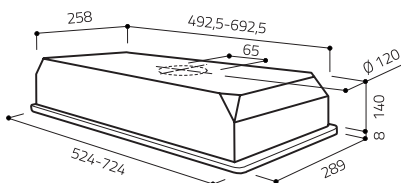
BUILT UNDER

	BASIC (ST)	PLUS (LX)
Controls	Slider 3V	Slider 3V
Lighting	Inc. 2x40W	Inc. 2x40W
Version	Duct out or recycling	Duct out or recycling
No. of motors	1	2
Duct Size (mm)	125	125
IEC airflow (m <sup>3</sup> /h)	160-220	200-330
Noise Level db(A)	49-58	50-63
Pressure (Pa)	220	250
Absorption (W)	180	280

ACCESSORIES		CODE
Grease Filter	GFA Included	
Charcoal Filter	Optional	F00189/S (LX 2x required)
Long Life Charcoal Filter	Not available	

MODELS	
ELIBLOC 9 ST SILVER F/60	175555/2
ELIBLOC 9 LX SILVER F/60	1745563/2
ELIBLOC 9 LX SILVER F/80	1745564/2
ELIBLOC 9 RM SILVER F/60	27512771*
ELIBLOC 9 RM SILVER F/80	27512772*

\* External motor with halogen lights. 150mm ducting required  
See page 119 for motor specifications. Charcoal filter not required



SIZE (cm) 60-80  
FINISH STAINLESS STEEL

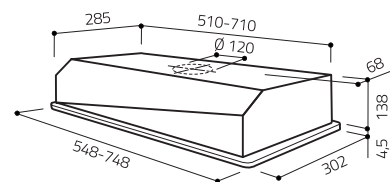
## ELIPLANE

BUILT UNDER

Controls	Electronic slider
Lighting	PL 1x11W
Version	Duct out or recycling
No. of motors	1
Duct Size (mm)	125
IEC airflow (m <sup>3</sup> /h)	230-430
Noise Level db(A)	52-69
Pressure (Pa)	340
Absorption (W)	290

ACCESSORIES		CODE
Grease Filter	Aluminium included	
Charcoal Filter	Included	F00171/S
Long Life Charcoal Filter	Not available	

MODELS	
ELIPLANE LX IX F/60	1013388/3
ELIPLANE LX IX F/80	1013389/3





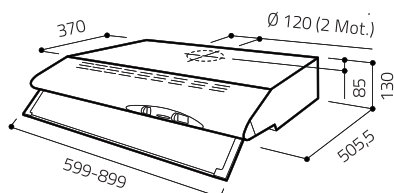
SIZE (cm) 60-90  
FINISH BLACK, WHITE  
STAINLESS STEEL

## CONCORDE CONVENTIONAL

	BASIC (ST)	PLUS (LX)
Controls	Slider 3S	Slider 3S
Lighting	Inc. 1x40W	Inc. 2x40W
Version	Duct out or recycling	Duct out or recycling
No. of motors	1	2
Duct Size (mm)	125	125
IEC airflow (m <sup>3</sup> /h)	140-220	165-360
Noise Level db(A)	52-67	55-69
Pressure (Pa)	190	360
Absorption (W)	160	320

ACCESSORIES		CODE
Grease Filter	Synthetic Included	
Charcoal Filter	Included	F00159/S
Long Life Charcoal Filter	Not available	

MODELS	
CONCORDE ST BL F/60	1254917/2
CONCORDE ST WH F/60	1254913/2
CONCORDE ST IX F/60	1255039/2
CONCORDE LX BL F/60	1275534/3
CONCORDE LX WH F/60	1275533/3
CONCORDE LX IX F/60	1275532/3
CONCORDE LX BL F/90	12710809/1
CONCORDE LX WH F/90	12710808/1
CONCORDE LX IX F/90	1277303/2



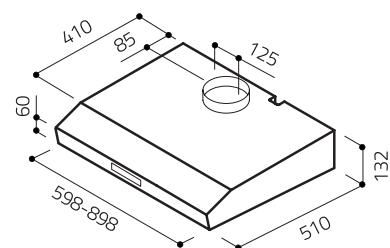
SIZE (cm) 60-90  
FINISH STAINLESS STEEL

## KREA CONVENTIONAL 116 > 117

	BASIC (ST)	PLUS (LX)
Controls	Slider 3S	Slider 3S
Lighting	Inc 2x40W	Inc. 2x40W
Version	Duct out or recycling	Duct out or recycling
No. of motors	1	1
Duct Size (mm)	125 (top-rear)	125 (top-rear)
IEC airflow (m <sup>3</sup> /h)	140-220	140-360
Noise Level db(A)	49-60	51-69
Pressure (Pa)	180	430
Absorption (W)	140	240

ACCESSORIES		CODE
Grease Filter	GFA Included	
Charcoal Filter	Included	F00572/S
Long Life Charcoal Filter	Not available	

MODELS	
KREA ST BL F/60	55310776/2
KREA ST WH F/60	55310774/2
KREA ST IX F/60	5311274/2
KREA LX IX F/60	55311112/1
KREA LX IX F/90	55311129/1





SIZE (cm) 60  
FINISH SILVER

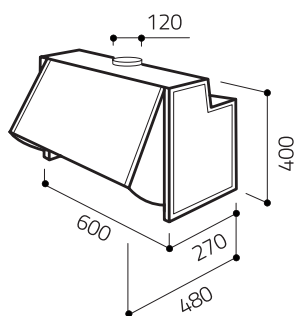
## INTEGRATA

INTEGRATED

	BASIC (ST)	PLUS (LX)
Controls	3s Slider	3s Slider
Lighting	Inc. 2x40W	Inc. 2x40W
Version	Duct out or recycling	Duct out or recycling
No. of motors	1	2
Duct Size (mm)	125 (top/rear)	125 (top/rear)
IEC airflow (m <sup>3</sup> /h)	140-220	220-500
Noise Level db(A)	46-57	48-66
Pressure (Pa)	190	350
Absorption (W)	140	380

ACCESSORIES		CODE
Grease Filter	GFA included	
Charcoal Filter	Optional	F00189 (LX 2 required)
Long Life Charcoal Filter	Not available	

MODELS		
INTEGRATA NG ST GR F/60		5414464
INTEGRATA NG LUX GR F/60		5414465



## EXTERNAL MOTORS

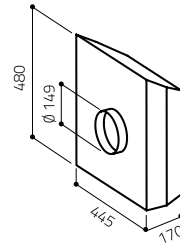


## EXTERNAL MOTORS

Various Elica cooker hoods can utilise external motors to create a powerful airflow with minimum noise in the kitchen. Specifications and model details are below.

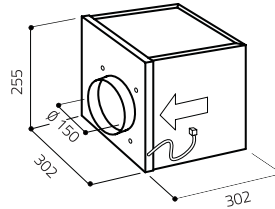
<b>GME</b>	CODE 40010625
Duct Size (mm)	150
IEC airflow (m <sup>3</sup> /h)	250-750 (850)
Noise Level db(A)	38-50 (59)
Pressure (Pa)	400
Absorption (W)	180

External/inline motor available for  
Antartica GME, Artica GME, Cube RM, Elibloc9 RM,  
Glacier RM, Glacier Island RM, Menhir GME, Mini Om GME,  
Om GME



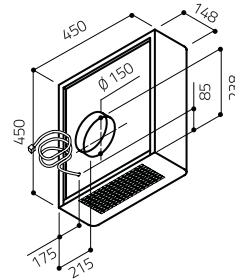
<b>GME11</b>	CODE PRF0006209
Duct Size (mm)	150
IEC airflow (m <sup>3</sup> /h)	330-730 (1000)
Noise Level db(A)	45-56 (63)
Pressure (Pa)	480
Absorption (W)	265

Inline motor available for  
Adagio



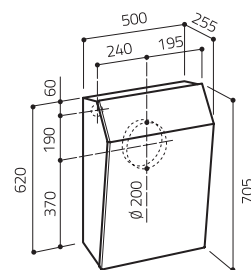
<b>GME22</b>	CODE PRF0006212
Duct Size (mm)	150
IEC airflow (m <sup>3</sup> /h)	460-820 (1000)
Noise Level db(A)	46-59 (64)
Pressure (Pa)	500
Absorption (W)	150

External motor available for  
Adagio



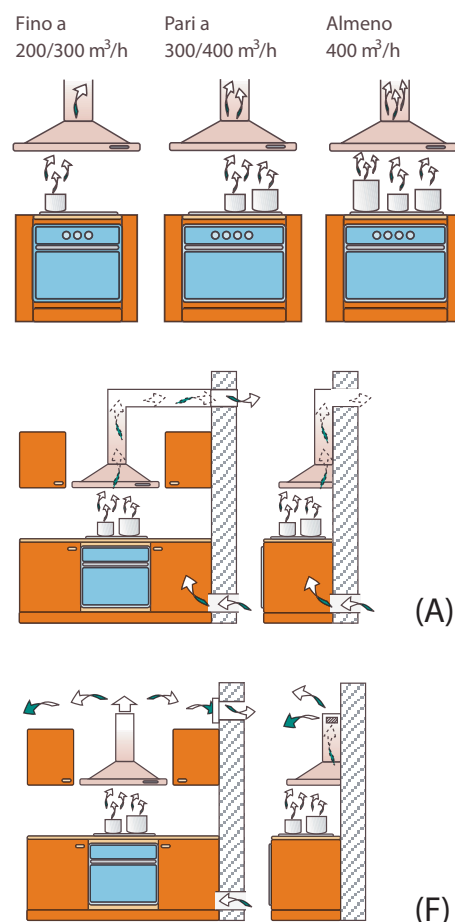
<b>GME77</b>	CODE PRF0006216	
Duct Size (mm)	150	200
IEC airflow (m <sup>3</sup> /h)	570-1100 (1500)	945-1680 (2100)
Noise Level db(A)	52-64 (68)	52-61 (65)
Pressure (Pa)	650	630
Absorption (W)	310	330

External motor available for  
Adagio



**CHOOSING THE CORRECT AIRFLOW POWER**  
 The airflow power (expressed in m<sup>3</sup>/hr) required normally depends on the size of kitchen and type of cooking. This Elica catalogue shows the standardised IEC Airflow which is different to the free air flow sometimes quoted by other manufacturers. For comparison purposes the free air flow should be reduced by 25% to arrive at an approximation for the IEC Airflow. The minimum appropriate airflow power for a kitchen can be estimated by multiplying the volume of the kitchen by 10. For example, a kitchen of 3m x 4m with a height of 2.7m would require a cooker hood with a maximum airflow of at least 324 m<sup>3</sup>/hr (3 x 4 x 2.7 x 10). The amount of cooking being done at any one time is also important. If you usually cook just one item at a time then a model with a performance of up to 300-400 m<sup>3</sup>/h should be sufficient. If you cook 2 or 3 items at a time we recommend a model with an airflow capacity of at least 400-500 m<sup>3</sup>/h and if you cook 4 or more items at a time then the airflow should be over 700m<sup>3</sup>/hr. Effective capture of cooking fumes also depends on the correct installation and operation of the product.

**AIR FILTRATION**  
 There are two distinct types of air filtration in a cooker hood. As the air is drawn into the cooker hood it first passes through a grease filter. The grease filter removes the heaviest grease particles from the air, protecting the interior of the product. Some grease filters are made of a synthetic, fibrous material and these need to be replaced regularly but most Elica hoods use more effective and long lasting aluminium mesh filters which can be washed by hand or in a dishwasher. The second type of filtration - principally odour filtration - is only present when a hood is installed in re-circulating mode. This uses an active carbon filter to capture odours and residual grease. Whilst the conventional carbon filter must in general be replaced every 3-4 months, Elica has developed a high performance long life filter which can be "regenerated" by washing in a dishwasher and then drying in an oven for ten minutes at 100°C. Follow this procedure and the Elica Long Life Filter will work effectively for up to 3 years.



## DID YOU KNOW?

### CHOOSING THE RIGHT MODE – DUCT-OUT or RE-CIRCULATING

All Elica cooker hoods can be installed to work in either duct-out mode, where air is expelled to the outside through ducting, or re-circulating mode, where air is purified through filters and returned to the kitchen. Both modes ensure cleaning of the kitchen air, however the duct-out mode will always be more effective. This mode may require an additional external chimney which will effect the aesthetics, particularly of hanging models. Ducting must be the correct diameter (usually 150 mm) and should not be too long or with too many bends. The exact relationship between ducting and airflow is complicated but we have a wide range of types of ducting available and can offer advice to your designer on what would work best. No ducting is required outside of the hood itself when it is installed in re-circulating mode but correct maintenance of the odour filters and their replacement when necessary is extremely important.

### CORRECT INSTALLATION

Correct installation is important to ensure that the hood works at its best. All the steps described in the product's instruction booklet must be carefully followed. In particular, make sure to have the correct minimum distance between the hob and the cooker hood for your own safety and in order to avoid damage to your cooker hood. This is set out in the instruction and installation book and will depend on the type of hob that you have.

### OPERATION

Switch the hood on at low speed when you start cooking. Then, as fumes and odours increase, the airflow power should be increased. When cooking is finished, return to low speed and keep the hood on for a further 5-10 min. Some Elica hoods have automatic functions to keep the kitchen air clean and timers to continue running after they are turned off.

### SAFETY

During the production process, a painstaking series of more than 50 tests and examinations is used to ensure the safety and correct functioning of Elica hoods. Materials, electrical parts and electronic components are repeatedly tested in order to guarantee total conformity to the highest standards.

