

2016 Annual Report  
Overland Park Community Garden, Inc.



**The Giving Grove Planting Crew  
November 12, 2016**

**2016 Annual Report  
Overland Park Community Garden, Inc.**

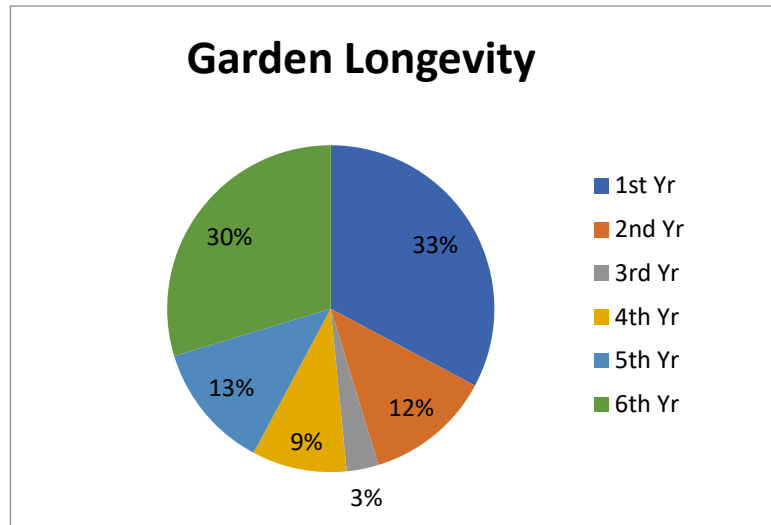
**Mission Statement**

To provide an enjoyable, accessible space for residents to grow healthy food using organic, sustainable and environmentally friendly methods.

**2016 the Garden's Seventh Growing Season:**

**Growing!**

- ❖ All plots were leased by the third week of February. There were 38 people on the wait list for the season.
- ❖ Over 53 gardeners participated in the garden.
- ❖ It is great to see so many gardeners return year after year. Two-thirds of the plots were tended by repeat gardeners.



**Supporting Our Community!**

- ❖ 157 pounds of produce was donated to the Valley View United Methodist Church's "Hope Chest" by the Grace Garden plot in OP Community Garden. This plot is a project of the environmental ministry of Grace Covenant Presbyterian Church.
- ❖ Daisy Troop 582 from Oak Park-Carpenter Elementary School volunteered at the garden. They weeded and made a sign for the compost bins. Here is what their troop leader said of the experience for the girls:  
*"Overall it was really exciting for them to see the changes in the garden over time. They loved picking the berries off the bushes and eating them fresh. On several visits, gardeners that were tending their plots took time out of their day to interact with the girls and teach them about gardening as well as various bugs. The girls greatly enjoyed those interactions."*
- ❖ On November 12<sup>th</sup> a collaborative project between the City of Overland Park, the Johnson County Library and the garden came into being. The garden is now a site of a Giving Grove orchard. The Giving Grove organization helps communities grow, harvest and share healthy food by providing the resources needed to plant edible tree gardens.

## 2016 Annual Report Overland Park Community Garden, Inc.

The orchard is made up of 11 trees with a mixture of apples, European and Asian pears. The orchard complements OPCG's mission of providing space to grow healthy food using organic, sustainable and environmentally friendly methods. For more information on the Giving Grove organization, visit [www.givinggrove.org](http://www.givinggrove.org).

### President's Note

The season started off with the installation of the new tool shed fully stocked with tools. The shed provides an anchor for the garden and participants.

We were excited to have a Daisy Troop regularly visit the garden to weed and learn about composting. The troop made a sign for the compost area. I really appreciated their efforts.

It was exciting to see the fruit trees being planted in November. Less than a year ago it was an idea from the OP Parks Services City Forester to see if the garden would be a willing partner in becoming a Giving Grove site. Happily, the JCL agreed with the proposal and now there are 11 fruit trees establishing themselves. The first three years will be focused on growing strong trees to support future fruit production.




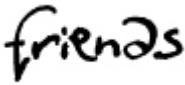
Bev Jaderborg

### 2016 Sights in the Garden



**2016 Annual Report  
Overland Park Community Garden, Inc.**

**Donors**

Level	Donor
 \$ Priceless!	Johnson County Library
 \$1,000+	City of Overland Park, Park Services Department
 \$100+	D. and L. Jordan
 Under \$100	K. Crawford D. Hollenbeck

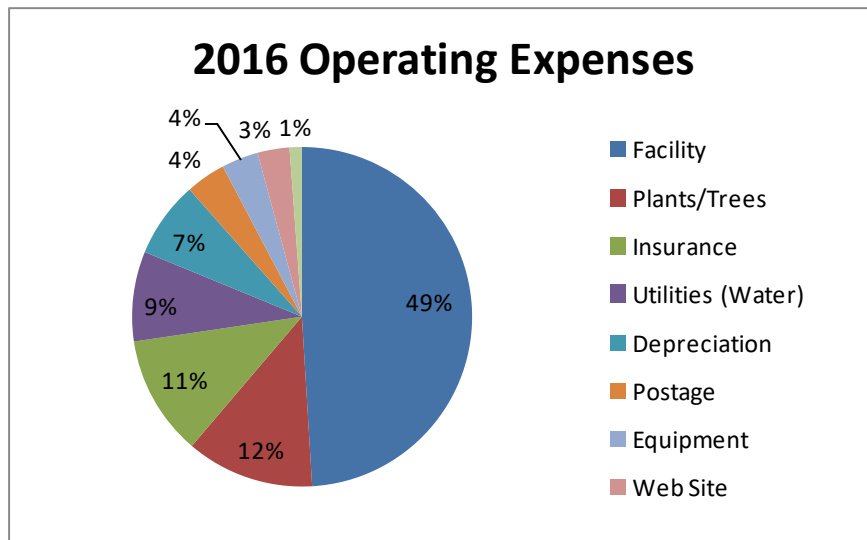
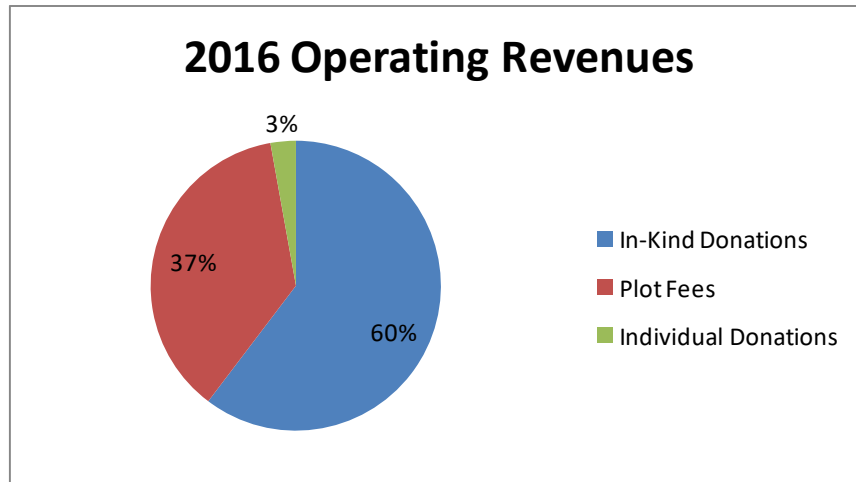
**2016 Board of Directors**

Bev Jaderborg	President
Ginny Williams	Treasurer
Bill Mace	Garden Manager
Angie Scharnhorst	Member
Barry Bailey	Member

**2016 Annual Report  
Overland Park Community Garden, Inc.**

**Financials**

For year ending 12/31/2016  
 Operating Revenues = 3,554  
 Operating Expenses = 3,567  
 Net = (13)



**Balance Sheet**

	As of 12/31/2016	As of 12/31/2015
<b>ASSETS</b>		
Cash	5,128	4,883
Gift Card	119	119
Prepaid Asset- Replacement Shed		2,326
Fixed Asset - Shed	2,326	
Accumulated Depreciation	(258)	
<b>TOTAL ASSETS</b>	<b>7,315</b>	<b>7,328</b>
<b>LIABILITIES &amp; NET ASSETS</b>		
Unrestricted Net Assets	5,390	5,403
Board Restricted Net Assets	1,925	1,925
<b>TOTAL LIABILITIES &amp; NET ASSETS</b>	<b>7,315</b>	<b>7,328</b>