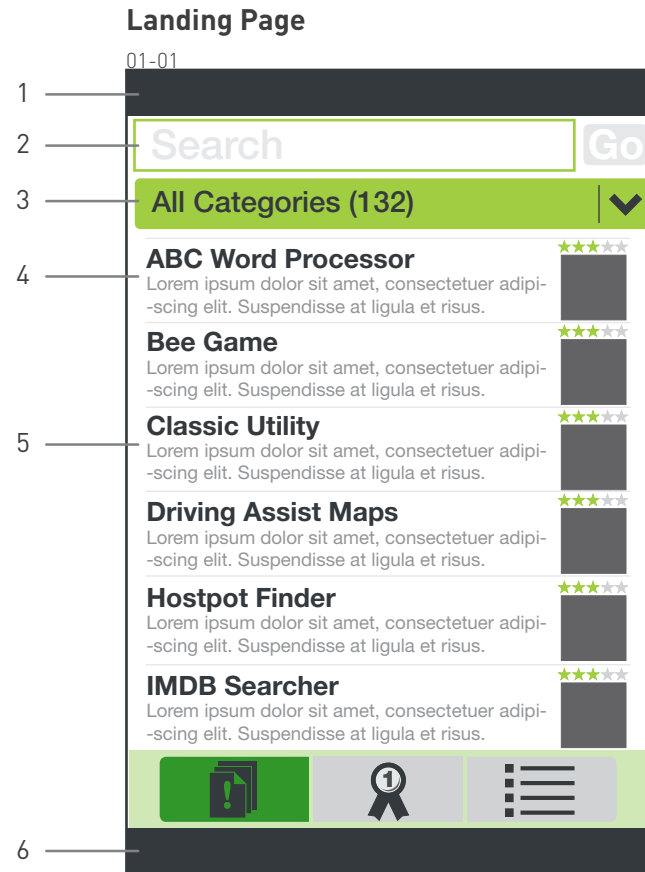



Notes:

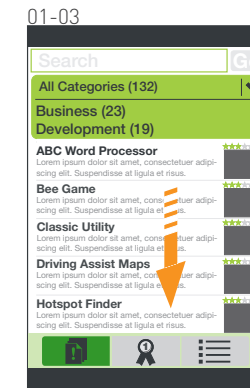
- 1. Header**
 - Phone Features (Signal Strength, Battery, etc...)
- 2. Search Bar**
 - Prominent placing
 - Results appear below search bar
 - Search is fastest way to content
- 3. Category Selector**
 - Implemented as a standard option object
 - Clicking anywhere in the row reveals all available categories
- 4. Sorting Toggles**
 - Tap-on / tap-off functionality
- 5. Main Content**
 - Scrollable
 - Changes based on content
 - Default view could be alpha list of items, most recent, most popular, etc.
- 6. Footer**
 - Reserved for Nova OS
- 7. Transition Effect**
 - While categories are revealed, 'down arrow' becomes 'up arrow' to return to the previous view without affecting any changes.
 - Reveal of categories is animated (quick slide downwards/upwards).



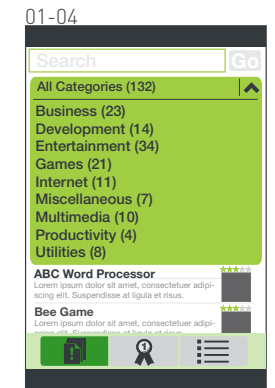
Begin state



In transition



Available categories



categories animate
sliding down

all categories
revealed

Example icons for sorting applications

01-05



ABC / List View



Top Rated



Newest

Notes:

- 1. Header**
 - Phone Features (Signal, etc...)
- 2. Screenshot**
 - One screenshot is 'primary' and is larger than the other two.
- 3. Extra Screenshots**
 - Up to 3 total
- 4. User Comments**
 - Expands to show comments.
- 5. Footer**
- 6. Date added & version number**
- 7. Rating**
 - Star Rating System shows collective ratings or user's own rating if there is one (similar to netflix.com)
- 8. Description & Tags**
 - Tags and categories are labeled beneath the description. Apps can be seeded with categories, and users can add their own tags.
 - Description & tags can expand.

02-01

1

2

3

6

7

8

4

5

Holidates: Holidays for your Palm
The Ripple Factory, Inc.

11.20.06 v2.02

4.5 stars
Rated 134 times
Size: 275K

Install

Add holidays through 2010 to your Palm PDA

View U.S., Canadian, Christian, Jewish, Hindu and Islamic holidays in a list. Or easily add them to Calendar/DateBook. Descriptions too. Includes new Daylight Saving Time dates that started in 2007!

HoliDates is a holiday application that not only adds holidays to your Palm OS device, but allows you to see upcoming, past and distant future holidays ap

for existing v2.x users: Simply install the trial version directly on top of your current version. It uses the same unlock key as previously provided.

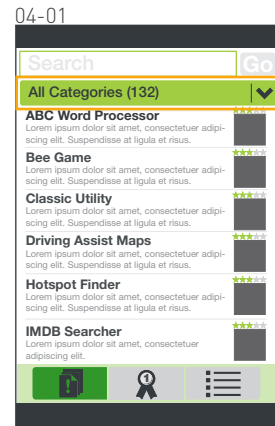
In: business, productivity
Tags: publishing, calendar, work

Comments (35) | ▾

Notes:

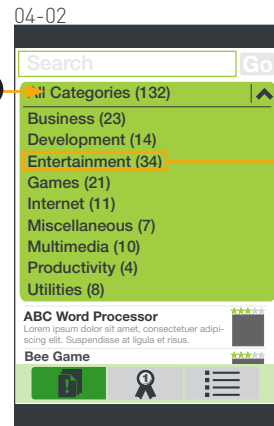
- Changing the category should have no effect on the sort method. For instance, if a user sorts by Most Popular, and then changes the category from "All" to "Entertainment" they would see all the entertainment applications sorted by Most Popular.

Default view



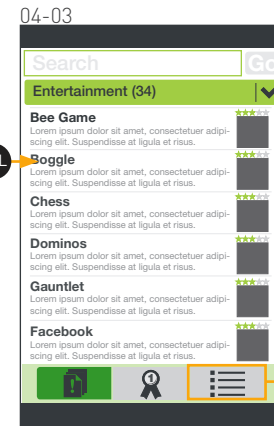
The Category selector defines what is displayed in the window.

Available categories



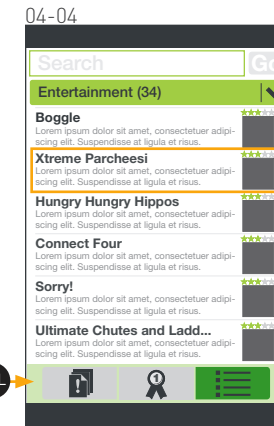
Clicking the category selector brings up the list of available categories.

Category chosen



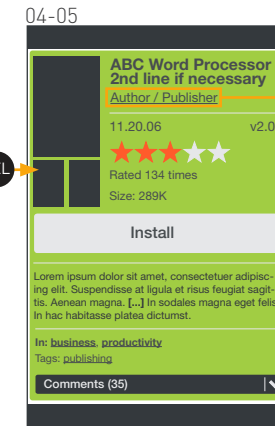
When a category is selected, the rest of the items slide up displaying only the header with the selected category.

Most Popular toggle



User chooses the "Most Popular" toggle to display the most popular items in the selected category.

Detail page



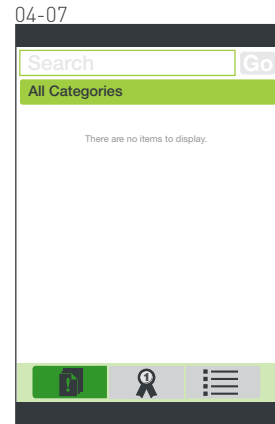
Tapping the item in a list loads the detail page for that item.

Website



Selecting an author's name brings up their website in the device's web browser.

Empty list view



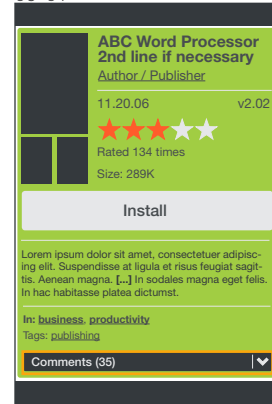
If there are no items available in a particular category / filter, a message indicates this.

Notes:

- If comments are to be moderated or if there is a delay between when they're posted to when they appear, the user interface should reflect this.
- Users will have the option of posting comments anonymously (05-03).
- Screens 05-02 thru 05-05 include actual comments taken from currently available applications. The size of these comments (and of the Lorem Ipsum text used elsewhere in this document) is typical of most of the other comments, so this appears to be a good indicator of relative size.
- Users can only comment one time on a given app. If they tap "add comment" when they've already commented, their previous comment will appear and they will be able to edit it. A duplicate will not be created.
- A button to "Add a comment" appears at the top of the comments list.

Detail page

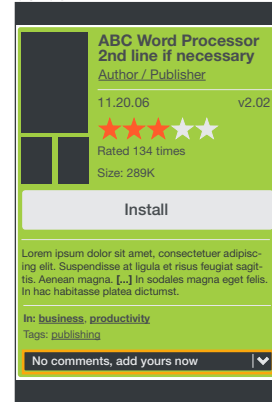
05-01



The comments appear near the bottom of the detail page.

No comments

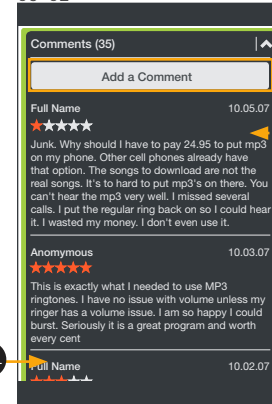
05-06



If there are no comments on an app, the user is prompted to add a comment.

Scrolling comments

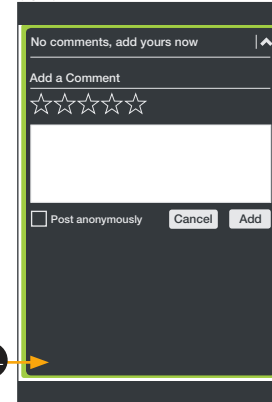
05-02



The contents bar expands downward to reveal all comments. The rest of the page is pushed up out of view.

Add new comment

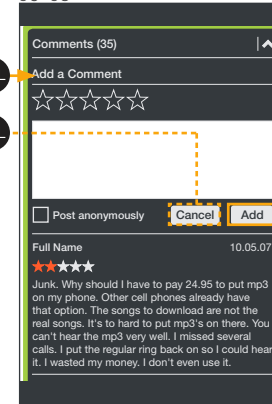
05-07



On the Add Comment screen the user can rate the application and give comments.

Add new comment

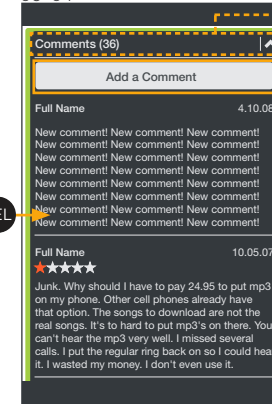
05-03



On the Add Comment screen the user can rate the application and give comments. If the user has already rated the app, that rating is pre-populated when the page loads.

Comment is added

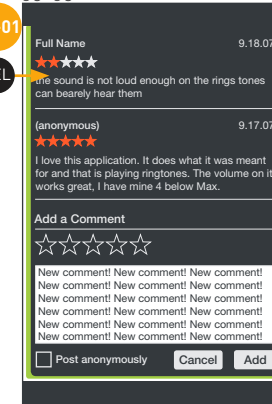
05-04



Once the comment has been posted, it appears at the top of the list. If no rating is given, no rating is displayed.

Edit comment

05-05



If a user tries to add a new comment when they've already added a comment, their previous comment appears and they are free to edit it.

Notes:

1. **Title Area**
2. **Search bar**
3. **Featured Applications**
 - 2 featured apps chosen by Palm
 - Featured apps can shuffle based on search results or category views.
4. **Rating**
 - Green stars indicate group ratings, Orange stars are personal ratings.
5. **List area**
 - Applications appear in a 3x4 grid.
 - If there are no applications in a given view, a message indicating there are no applications to display appears instead.
6. **"Add" button**
 - Adds items to the queue.
7. **Queue**
 - Displays the number of apps ready to be pushed to your device.
 - 'Send to Nova' sends apps directly to the device.
8. **My Nova (working title)**
 - Bookmarks: A list of apps.
 - My Tags: Tag management
 - My Comments: All comments you've made.
 - My Ratings: All items you've rated.

Landing Page

01-01

The screenshot shows the Palm Treo landing page with the following elements and annotations:

- 1**: Points to the top grey header area.
- 2**: Points to the search bar containing the text "Search" and a "Go" button.
- 3**: Points to the "Featured Applications" section, which displays two featured apps: "MobiTV Treo Edition" and "Pocket Tunes Deluxe".
- 4**: Points to the "All Applications" section, which displays a grid of application cards. Each card includes an app icon, name, group rating (green stars), personal rating (orange stars), and an "Add" button.
- 5**: Points to the "Add" button on the first application card in the "All Applications" section.
- 6**: Points to the "Add" button on the second application card in the "All Applications" section.
- 7**: Points to the "Send to Nova" button in the "8 items ready to send to your Nova" queue.
- 8**: Points to the "My Nova" section, which contains links for "My Bookmarks", "My Tags", "My Comments", and "My Ratings".

All Applications Sort By: **Newest** Categories

8 items ready to send to your Nova

1. MxWallet
2. Astraware Sudoku
3. SplashMoney & Splas...
4. IM+ Instant Messenger
5. SplashID

3 More...
Total size: 3.5MB
Send to Nova

My Nova

- [My Bookmarks](#)
- [My Tags](#)
- [My Comments](#)
- [My Ratings](#)

1-12 of 57 Page: [1](#) [2](#) [3](#) [4](#) [5](#)

Notes:

1. Rollover Effect

- Displays on top of background content
- Item being rolled over also exhibits a subtle background highlight
- Rollover should display the first portion of the description, but probably won't have enough room to display the entire description. It should be enough to know whether to click on the title to go to the detail page.

Landing Page with Rollover

02-01

The screenshot shows a mobile application landing page. At the top is a search bar with a "Go" button. Below is a "Featured Applications" section with two items: "MobiTV Treo Edition" and "Pocket Tunes Deluxe". The "MobiTV Treo Edition" item is highlighted with a red rollover box. A tooltip for "Ringo Pro" is also visible, showing a detailed description. Below the featured applications is an "All Applications" section with a grid of application cards. A sidebar on the right contains a "Send to Nova" button and a list of 8 items ready to be sent. The page footer shows "1-12 of 57" and "Page: 1 2 3 4 5".

Search **Go**

Featured Applications

MobiTV Treo Edition

Add ★★★★★

Watch LIVE TV on your Palm Treo anywhere in the U.S. MobiTV for Treo gives you access to more than 25 channels of Live and made-for...

Pocket Tunes Deluxe

Add ★★★★★

It's your phone, your music. Pocket Tunes Deluxe gives you more ways to access your favorite tunes on your Treo from where ever...

All Applications

Sort By: **Newest** Categories

Ringo Pro

Bring your Treo ringtones to life - Ringo Pro gives you MP3 ringtones and personal ringtones and pictures for friends and caller groups... Ringo Pro for Treo offers:
Add amazing MP3 ringtones to your Treo
Set personal ringtones and pictures for your friends
Set personal message tones for...
cool, fun, addicting, puzzle, time_waster

Add

mRing

★★★★☆ **Add**

Exchange ActiveSync Update for Treo 650

★★★★☆ **Add**

TreoAlarm

★★★★☆ **Add**

Astraware Sudoku

★★★☆☆ **Add**

Small Talk Language Translator

★★★★☆ **Add**

Checkbook by Ultrasoft

★★☆☆☆ **Add**

9.28.07

9.26.07

9.23.07

9.21.07

1-12 of 57

Page: 1 2 3 4 5

8 items ready to send to your Nova

- 1. MxWallet
- 2. Astraware Sudoku
- 3. SplashMoney & Splas...
- 4. IM+ Instant Messenger
- 5. SplashID

3 More...

Total size: 3.5MB

Send to Nova

My Nova

- My Bookmarks
- My Tags
- My Comments
- My Ratings

Notes:

1. Date & Version

- Applications are presented with a stamp of their most recent update

2. Screenshot Thumbnails

- Clicking on the screenshots (any of them) will display a full-resolution version in a pop-up window which can be dismissed.

3. Category & Show All Buttons

- While viewing a detail page, these buttons will take you back to the list view.
- 'Show All' returns to the list view with no category selected and the last-used sort method applied.
- 'Categories' displays the Category pop-up and after a choice has been made takes the user to the list view with that category selected, sorted in the last-used sort method.

4. User Comments

- User comments are presented with partial descriptions, username (if available) or some other kind of identifying moniker, and the rating given by that person.

Detail Page

03-01

The screenshot shows the detail page for the application 'Ringo Pro - Treo MP3 Ringtones Manager'. The page is annotated with numbers 1 through 4, corresponding to the notes on the left. At the top, there is a search bar with a 'Go' button. Below the search bar, the application title 'Ringo Pro - Treo MP3 Ringtones Manager' is displayed, along with a 'Categories' dropdown and a 'Show All' button. The main content area is divided into several sections: a developer section for 'Electric Pocket' with version 'v4.456' and date '11.07.07', a description of the application, a list of features, and a list of user comments. The comments section shows three comments from users B. Stevens, J. Rath, and S. Kunic, each with a rating and a date. On the right side, there is a green sidebar with a 'Send to Nova' button, a list of items ready to be sent to Nova (including MxWallet, Astraware Sudoku, SplashMoney & Splas..., IM+ Instant Messenger, and SplashID), and a 'My Nova' section with links to 'My Bookmarks', 'My Tags', 'My Comments', and 'My Ratings'. The 'Send to Nova' button is highlighted with a red border. The 'Categories' dropdown and 'Show All' button are also highlighted with a green border. The 'Add' button in the developer section is highlighted with a red border. The 'Send to Nova' button is highlighted with a red border. The 'My Nova' section is highlighted with a green border. The 'My Bookmarks', 'My Tags', 'My Comments', and 'My Ratings' links are highlighted with a green border. The 'Read all comments' link is highlighted with a green border.

Search **Go**

Ringo Pro - Treo MP3 Ringtones Manager

Categories **Show All**

developer: [Electric Pocket](#) **v4.456** 11.07.07

Add

Bring your Treo ringtones to life - Ringo Pro gives you MP3 ringtones and personal ringtones and pictures for friends and caller groups...

Ringo Pro for Treo offers:
Add amazing MP3 ringtones to your Treo
Set personal ringtones and pictures for your friends

Set personal message tones for friends
Set different ringtones for address book groups
Use your own MP3 music as ringtones
Choose from 50 free MP3 tones with your Treo!
Compose new personal ringtones with our unique ringtones mixer
Add MP3 Ringtones to your Treo
Ringo Pro lets you add the magic of MP3 ringtones to every call - bringing your Treo to life, every time it rings!
Use your favourite music, or explore the world of "real tones" to add some great new call effects to your Treo.

ringones for your friends and contacts... ringtones...
Take the FREE 7 day trial today, and see how Ringo Pro brings your Treo alive...
Improved Treo 680, Treo 755 support **(400K)**

cool, fun, addicting, puzzle, time_waster **Add/Edit tags**

Bookmark it **Share It**

Comments (35) **Add Comment**

B. Stevens 10.29.07
★★★★☆
Junk. Why should I have to pay 24.95 to put mp3 on my phone. Other cell phones already have that option. The songs to download are not the real songs. It's to hard to put mp3's on there. You can't hear the mp3 very well. I missed several calls. I put the regular ring back on so I could hear it. I wasted my money. I don't even use it.

J. Rath 8.15.07
★★★★★
Great Easy to use

S. Kunic 7.16.07
★★★★★
This is exactly what I needed to use MP3 ringtones. I have no issue with volume unless my ringer has a volume issue. I am so happy I could burst. Seriously it is a great program and worth every cent

J. Moss 4.22.07
★★★★★
rings tones can bearely hear them

N. Murillo 6.25.07
★★★★★
I love this application. It does what it was meant for and that is playing ringtones. The volume on it works great, I have mine 4 below Max.

Read all comments

8 items ready to send to your Nova

1. MxWallet
2. Astraware Sudoku
3. SplashMoney & Splas...
4. IM+ Instant Messenger
5. SplashID

3 More...
Total size: 3.5MB

Send to Nova

My Nova


[My Bookmarks](#)
[My Tags](#)
[My Comments](#)
[My Ratings](#)

Notes:

- Browsing mechanisms include:
 - + Page by page
 - + Categories
 - + Sorting by newest, most popular, alphabetical, or highest rated.

List view


04-01



Users can browse through various methods. They can browse page to page, by changing the category, or by changing the sort method.

Browse to 3rd page

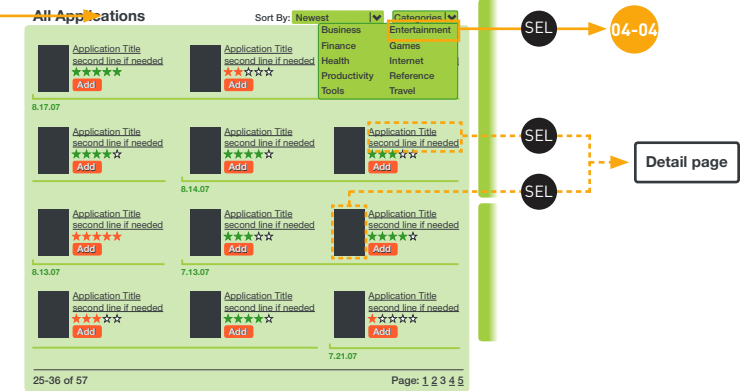
04-02



At the top is a pull-down for changing the category.

Selecting a new category

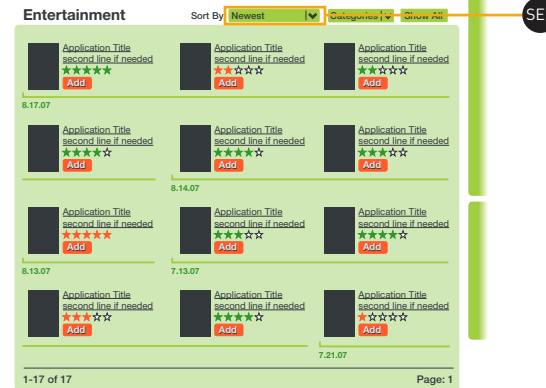
04-03



When a new category is selected, only items in that category are displayed in the list view.

List reflects new category

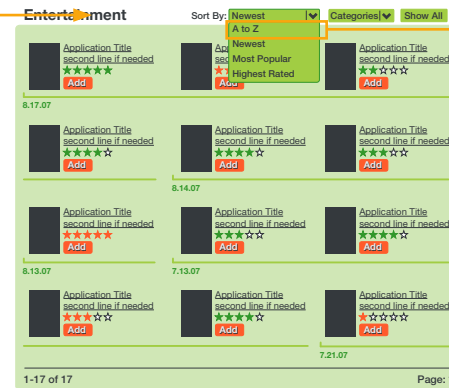
04-04



At the top is also a pull-down for changing the sort method.

Changing the sort method


04-05



When a new sort method is selected, the visible items are reordered as dictated by the chosen parameters.

List reflects new sort method

04-06




The sort method and category pull-downs can be used in conjunction to compound their effects for a more powerful browsing experience.

Notes:

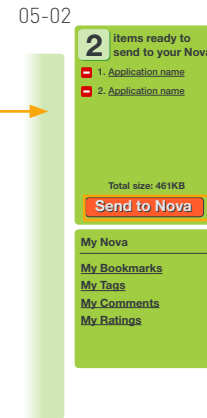
- This design presumes that there is a one-step process for sending applications from the web to the device.
- If there is no noticeable lag in the 'send to Nova' process, this step (05-03) is skipped; the process would then continue with 05-04.

List view



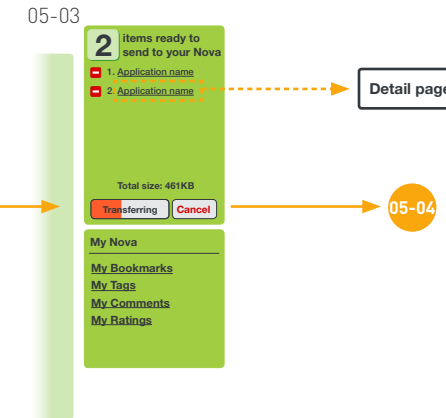
Each item in the list view (or detail view) has an "add" button next to it.

Items in queue



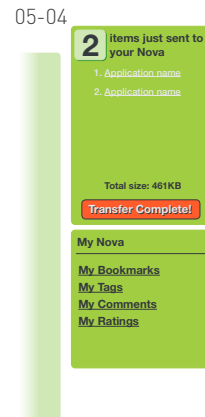
Clicking the "add" button adds that item to the queue. The queue shows how many applications and the total size of those applications ready to be sent. Clicking the minus sign removes items from the queue.

Sending to device



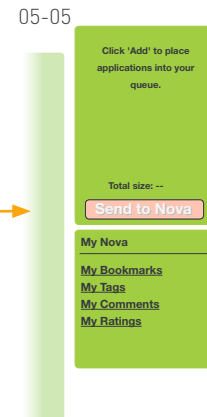
Clicking "Send to Nova" immediately begins the transfer process. A progress bar indicates the status.

Transfer complete



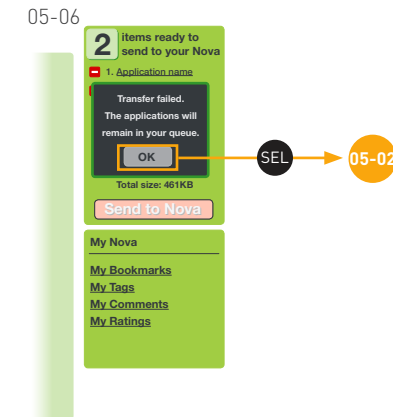
When the transfer is complete, the items that were just sent are greyed out and the minus signs are removed. Also, the copy at the top changes to reflect the apps that were just sent.

Empty queue



When a user clicks on "transfer complete" (or logs out and logs back in) the queue is empty until applications are added.

Transfer fails



If a transfer fails, a message appears and the applications remain in the queue.

Notes:

- We are working under the assumption that Palm is coordinating the rules that define the search results
- These designs are only meant to show the framework within which the search results would appear given the overall page style.

List view

06-01

Search

Featured Applications

Application Title
Add ★★★★★
Lorem ipsum dolor sit amet, consectetur adipiscing elit. Suspendisse at ligula et risus feugiat sagittis. Aenean magna. In sodales...

Application Title
Add ★★★★★
Lorem ipsum dolor sit amet, consectetur adipiscing elit. Suspendisse at ligula et risus feugiat sagittis. Aenean magna. In sodales...

All Applications

Sort By: Newest Categories

Application Title
second line if needed
★★★★★
Add

Application Title
second line if needed
★★★★☆
Add

Application Title
second line if needed
★★★★☆
Add

9.28.07

Application Title
second line if needed
★★★★☆
Add

Application Title
second line if needed
★★★★☆
Add

Application Title
second line if needed
★★★★☆
Add

9.27.07

Application Title
second line if needed
★★★★★
Add

Application Title
second line if needed
★★★★☆
Add

Application Title
second line if needed
★★★★☆
Add

9.26.07

Application Title
second line if needed
★★★★☆
Add

Application Title
second line if needed
★★★★☆
Add

Application Title
second line if needed
★★★★☆
Add

9.23.07

8 items ready to send to your Nova

1. Application name
2. Application name
3. Application name
4. Application name
5. Application name

3 More...

Total size: 3.5MB

My Nova

My Bookmarks

My Tags

My Comments

My Ratings

The search bar is available on all pages for quick access to finding a particular application from anywhere.

Search results

06-02

int

Featured Applications

Application Title
Add ★★★★★
Lorem ipsum dolor sit amet, consectetur adipiscing elit. Suspendisse at ligula et risus feugiat sagittis. Aenean magna. In sodales...

Application Title
Add ★★★★★
Lorem ipsum dolor sit amet, consectetur adipiscing elit. Suspendisse at ligula et risus feugiat sagittis. Aenean magna. In sodales...

Search Results (7)

Sort By: A to Z Categories Show All

Intelligent Assistant
★★★★★
Add

Interesting Facts Daily
★★★★☆
Add

Internet Utility
★★★★☆
Add

9.28.07

Internet Hotspot Finder
★★★★☆
Add

Internet Free Wi-Fi Locator
★★★★☆
Add

Radio Internet
★★★★☆
Add

9.27.07

Pirate Radio Internet
★★★★★
Add

9.26.07

8 items ready to send to your Nova

1. Application name
2. Application name
3. Application name
4. Application name
5. Application name

3 More...

Total size: 3.5MB

My Nova

My Bookmarks

My Tags

My Comments

My Ratings

As the user begins typing, the results appear in the main list area of the page. The "Show All" button clears the search results and displays the default list view again.

Notes:

- This design assumes that comments will not be subject to moderation or a significant delay for them to appear in the list of comments.

Detail page

07-07

The screenshot shows the product detail page for 'Treo Voice Dialing'. At the top, it displays the developer name 'Palm', a star rating of 4.5 stars, and the version 'v4.456' with a date '11.07.07'. Below this is a list of comments. The first comment is by 'A. Johnson' with a 5-star rating and a date of '9.16.07'. The text of the comment reads: 'Great product for my 755p. Used the free trial version and paid the one time fee for the full version. No problems with setup and no voice training required. Just have to learn to wait for beeps before speaking. Highly recommend this product.' Below the first comment is another by 'B. Deal' with a 5-star rating and a date of '9.01.07'. The text says: 'Had an early version of this product that didn't work this version is amazing! It is correct nearly every time. No more steering with my knee and swerving all over the road!'. At the bottom of the comments list, there is a button labeled 'Read all comments'.

On the detail page is displayed an abbreviated comments list (most recent perhaps)

Save comments

07-10

The screenshot shows the 'Save comments' form. At the top, it says 'Application Name Comments (34)'. Below this is a text input field for the author's name. There is a 'Post anonymously' checkbox. Below the checkbox are 'Save' and 'Cancel' buttons. A red error message 'XXX characters left' is visible next to the 'Save' button. Below the form is a list of comments. The first comment is by 'User Name' with a 4.5-star rating and a date of '9.29.07'. The text of the comment reads: 'Lorem ipsum dolor sit amet, consectetur adipiscing elit. Suspendisse at ligula et risus feugiat sagittis. Aenean magna. In sodales magna eget felis. In hac habitasse platea dictumst. Sed auctor sollicitudin dui. Quisque elit. Vivamus tristique varius dui. Duis hendrerit imperdiet diam. Nulla sagittis, magna eget dignissim cursus, tellus augue ornare mauris, gravida trincidunt dolor elit id nisi.' Below the first comment is another by 'User Name' with a 4.5-star rating and a date of '9.29.07'. The text says: 'Lorem ipsum dolor sit amet, consectetur adipiscing elit. Suspendisse at ligula et risus feugiat'.

Users can save or cancel a comment they've entered as well as enter a rating for the application.

All Comments

07-08

The screenshot shows the 'All Comments' page for 'Treo Voice Dialing'. At the top, it says 'Treo Voice Dialing Comments (34)'. Below this is a list of comments. The first comment is by 'A. Johnson' with a 5-star rating and a date of '9.16.07'. The text of the comment reads: 'Great product for my 755p. Used the free trial version and paid the one time fee for the full version. No problems with setup and no voice training required. Just have to learn to wait for beeps before speaking. Highly recommend this product.' Below the first comment is another by 'R. Deal' with a 5-star rating and a date of '9.01.07'. The text says: 'Had an early version of this product that didn't work this version is amazing! It is correct nearly every time. No more steering with my knee and swerving all over the road!'. Below the second comment is one by 'anonymous' with a 3.5-star rating and a date of '8.31.07'. The text reads: 'It's far from perfect. I would have been happy have a built in app I set per contact like most cell phones. In trial I had problems with voice recognition even after playing with sensitivity. Voice playback showed distortion and announcements were too low volume no matter what my volume setting was. Anyway, it does not work with Bluetooth, so what's the point?'. Below the third comment is one by 'R. Green' with a 4.5-star rating and a date of '8.30.07'. The text says: 'This is a pretty good program. Does what it says it does and best yet for a one time only charge. Has some problems with names that any person would also have a problem with. I usually only use it when driving, but, pun intended, it could be a real lifesaver. Never had any resets or problems with it.' At the bottom of the comments list, there is a button labeled 'Read all comments'.

Clicking 'Read all comments' displays all the comments in the main area of the page. If there more than about 20, the comments will be split onto multiple pages.

Comment failed to save

07-11

The screenshot shows the 'Comment failed to save' form. At the top, it says 'Application Name Comments (34)'. Below this is a text input field for the author's name. There is a 'Post anonymously' checkbox. Below the checkbox are 'Save' and 'Cancel' buttons. A red error message 'Comment failed to save. Please try again.' is visible next to the 'Save' button. Below the form is a list of comments. The first comment is by 'User Name' with a 4.5-star rating and a date of '9.29.07'. The text of the comment reads: 'Lorem ipsum dolor sit amet, consectetur adipiscing elit. Suspendisse at ligula et risus feugiat sagittis. Aenean magna. In sodales magna eget felis. In hac habitasse platea dictumst. Sed auctor sollicitudin dui. Quisque elit. Vivamus tristique varius dui. Duis hendrerit imperdiet diam. Nulla sagittis, magna eget dignissim cursus, tellus augue ornare mauris, gravida trincidunt dolor elit id nisi.' Below the first comment is another by 'User Name' with a 4.5-star rating and a date of '9.29.07'. The text says: 'Lorem ipsum dolor sit amet, consectetur adipiscing elit. Suspendisse at ligula et risus feugiat'.

If there is an error trying to save the comment, a message appears alerting the user and allowing her to re-submit or cancel.

Single user view

07-09

The screenshot shows the 'Single user view' page for 'A. Johnson's Comments (4)'. At the top, it says 'A. Johnson's Comments (4)'. Below this is a list of comments. The first comment is by 'Treo Voice Dialing' with a 5-star rating and a date of '9.16.07'. The text of the comment reads: 'Great product for my 755p. Used the free trial version and paid the one time fee for the full version. No problems with setup and no voice training required. Just have to learn to wait for beeps before speaking. Highly recommend this product.' Below the first comment is another by 'Application Name' with a 3.5-star rating and a date of '8.20.07'. The text reads: 'Lorem ipsum dolor sit amet, consectetur adipiscing elit. Suspendisse at ligula et risus feugiat sagittis. Aenean magna. In sodales magna eget felis. In hac habitasse platea dictumst. Sed auctor sollicitudin dui. Quisque elit. Vivamus tristique varius dui. Duis hendrerit imperdiet diam. Nulla sagittis, magna eget dignissim cursus, tellus augue ornare mauris, gravida trincidunt dolor elit id nisi.' Below the second comment is one by 'Application Name' with a 3.5-star rating and a date of '7.17.07'. The text says: 'Lorem ipsum dolor sit amet, consectetur adipiscing elit. Suspendisse at ligula et risus feugiat sagittis. Aenean magna. In sodales magna eget felis. In hac habitasse platea dictumst.' Below the third comment is one by 'Application Name' with a 3.5-star rating and a date of '7.11.07'. The text reads: 'Lorem ipsum dolor sit amet, consectetur adipiscing elit. Suspendisse at ligula et risus feugiat sagittis. Aenean magna. In sodales magna eget felis. In hac habitasse platea dictumst. Sed auctor sollicitudin dui. Quisque elit. Vivamus tristique varius dui. Duis hendrerit imperdiet diam. Nulla sagittis, magna eget dignissim cursus, tellus augue ornare mauris, gravida trincidunt dolor elit id nisi. Pellentesque habitant morbi tristique senectus et netus et malesuada fames ac turpis egestas.' Below the fourth comment is one by 'Application Name' with a 3.5-star rating and a date of '7.10.07'. The text says: 'Lorem ipsum dolor sit amet, consectetur adipiscing elit. Suspendisse at ligula et risus feugiat sagi'.

Clicking on a commenter's username will display all the comments made by that person in a single view. The username will appear at the top of the list.