

















GRACoL Color Quality Report

Job id Work Order Number
Name Description
Description Die Number
Date 2/8/2011 3:35:13 PM
Machine Offset press

Sequence 1 (4)
Status Production

Remarks

MeasureColor

	Name	Ref lab	Sample lab	Delta E	Delta H	
	Blue	30.79 , -11.48 , -55.67	30.51 , -11.34 , -55.67	0.31	0.15	
	Blue	30.79 , -11.48 , -55.67	29.87 , -11.09 , -55.37	1.04	0.32	
	Blue	30.79 , -11.48 , -55.67	30.30 , -11.33 , -55.49	0.54	0.11	
	Green	40.29 , -80.12 , 2.32	40.32 , -80.21 , 2.32	0.10	0.00	
	Green	40.29 , -80.12 , 2.32	40.04 , -80.90 , 2.46	0.83	0.11	
	Green	40.29 , -80.12 , 2.32	40.05 , -79.81 , 2.32	0.39	0.01	
	Red	42.87 , 74.36 , 53.84	42.83 , 74.58 , 54.47	0.67	0.38	
	Red	42.87 , 74.36 , 53.84	43.01 , 72.31 , 48.50	5.72	3.21	
	Red	42.87 , 74.36 , 53.84	42.91 , 71.45 , 46.69	7.72	4.24	
	Yellow	89.38 , -5.09 , 86.00	89.38 , -5.13 , 86.07	0.08	0.04	
	Yellow	89.38 , -5.09 , 86.00	89.22 , -5.08 , 85.75	0.29	0.01	
	Yellow	89.38 , -5.09 , 86.00	89.03 , -5.02 , 85.63	0.52	0.05	