

GRACoL

Color Quality Report

Job id 0426

Name 1

Client CMUG2011

Description CMUG 2011 Colorstrip

Date 4/26/2011 2:33:41 PM

Substrate Gloss

Printed on CMUG Demo Press

Reference GRACoL2006 Coated 1v2

Tolerance GRACoL

Produced by MeasureColor

Greenville 200 Capri Ct 29609

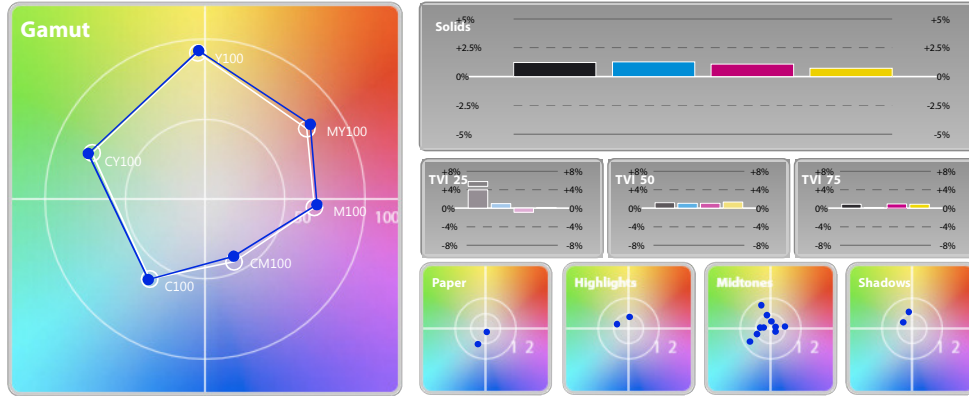
864-370-2990

MeasureColor

Job info	Job id	0426	Date	4/26/2011 2:33:41 PM
	Name	1	Substrate	Gloss
	Description	CMUG 2011 Colorstrip	Printed on	CMUG Demo Press
	Reference	GRACoL2006 Coated 1v2	Paper	Gloss
	Tolerance	GRACoL	Ink set	Default (ISO 2846-1)

Remarks






Color overview



Color details	delta-E			Reference			Measured		
	Color	Meas.	Tol.	L	a	b	L	a	b
	K100	0.73	5	10.99	-0.83	-1.67	10.42	-0.97	-1.78
	C100	1.17	5	53.31	-34.37	-49.71	52.82	-35.27	-50.08
	M100	2.39	5	44.92	68.21	-5.16	45.02	69.78	-3.40
	Y100	1.93	5	85.85	-4.41	91.09	86.78	-3.89	92.56
	MY100	3.55	5	44.84	63.46	43.85	45.05	65.64	46.64
	CY100	2.44	5	46.11	-70.29	28.82	45.81	-72.68	28.43
	CM100	3.90	5	18.96	18.15	-39.03	17.23	17.96	-35.54
	PW	1.10	4	96.74	-0.47	1.33	95.91	-0.67	0.70

Dotgain	Color	Tint	Target	Measured	Difference
	K25	25	36.04	41.82	5.78
	K50	50	37.71	38.89	1.17
	K75	75	22.25	23.10	0.86
	C25	25	25.32	26.30	0.99
	C50	50	27.67	28.74	1.07
	C75	75	20.46	20.60	0.14
	M25	25	20.30	19.43	-0.87
	M50	50	31.27	32.35	1.08
	M75	75	21.01	21.91	0.90
	Y25	25	7.64	7.81	0.16
	Y50	50	19.04	20.41	1.36
	Y75	75	16.93	17.80	0.88

Score overview

Solids		-4 %
Dotgain		-10 %
Papewhite		
Balance		
Overprint		

Final score 86%

Details

Solids

- Patch 2: C100 100 in inkzone 1 is outside of tolerance
- Patch 12: C100 100 in inkzone 2 is outside of tolerance
- Patch 13: M100 100 in inkzone 2 is outside of tolerance
- Patch 32: C100 100 in inkzone 4 is outside of tolerance
- Patch 33: M100 100 in inkzone 4 is outside of tolerance
- Patch 42: C100 100 in inkzone 5 is outside of tolerance
- Patch 52: C100 100 in inkzone 6 is outside of tolerance
- Patch 62: C100 100 in inkzone 7 is outside of tolerance
- Patch 72: C100 100 in inkzone 8 is outside of tolerance
- Patch 73: M100 100 in inkzone 8 is outside of tolerance

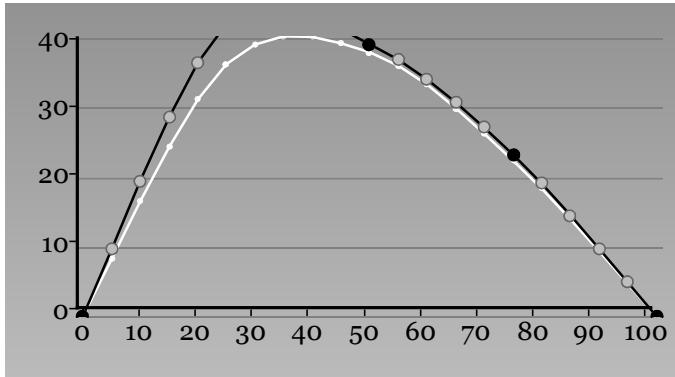
Dotgain

- Patch 7: K50 50 in inkzone 1 is outside of tolerance
- Patch 17: K75 75 in inkzone 2 is outside of tolerance
- Patch 19: M75 75 in inkzone 2 is outside of tolerance
- Patch 27: K25 25 in inkzone 3 is outside of tolerance
- Patch 47: K75 75 in inkzone 5 is outside of tolerance
- Patch 48: C75 75 in inkzone 5 is outside of tolerance
- Patch 49: M75 75 in inkzone 5 is outside of tolerance
- Patch 57: K25 25 in inkzone 6 is outside of tolerance
- Patch 77: K75 75 in inkzone 8 is outside of tolerance
- Patch 78: C75 75 in inkzone 8 is outside of tolerance
- Patch 79: M75 75 in inkzone 8 is outside of tolerance
- Patch 87: K25 25 in inkzone 9 is outside of tolerance

Dotgain (TVI)

Color K25

Dot gain curve



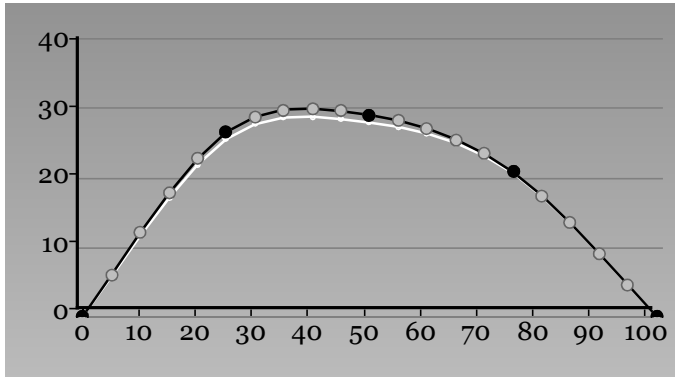
Details

Digital	Reference	Printed	CTP corr.	CTP curve
0	0.00	0.00	0.00	0.00
5	8.17	9.61	-0.48	4.54
10	16.44	19.36	-1.01	9.00
15	24.19	28.43	-1.54	13.48
20	30.98	36.25	-2.12	17.90
25	36.04	41.82	-2.88	22.12
30	38.85	44.30	-3.80	26.20
35	40.00	44.48	-4.43	30.58
40	39.93	43.13	-4.48	35.53
45	39.02	41.01	-3.53	41.48
50	37.71	38.89	-1.95	48.05
55	35.82	36.67	-1.65	53.35
60	33.08	33.85	-1.90	58.10
65	29.74	30.56	-2.53	62.48
70	26.05	26.93	-3.35	66.65
75	22.25	23.10	-3.72	71.28
80	18.21	18.93	-4.47	75.53
85	13.84	14.39	-5.68	79.32
90	9.28	9.66	-6.46	83.55
95	4.63	4.82	-5.83	89.17
100	0.00	0.00	0.00	100.00

Dotgain (TVI)

Color C25

Dot gain curve

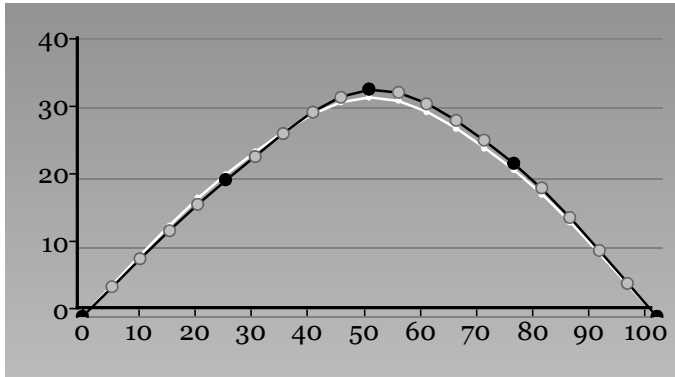


Details	Digital	Reference	Printed	CTP corr.	CTP curve
	0	0.00	0.00	0.00	0.00
	5	5.71	5.93	-0.09	4.93
	10	11.48	11.93	-0.19	9.82
	15	16.91	17.57	-0.32	14.70
	20	21.69	22.54	-0.45	19.57
	25	25.32	26.30	-0.61	24.39
	30	27.41	28.49	-0.80	29.20
	35	28.37	29.51	-1.00	34.00
	40	28.52	29.67	-1.18	38.83
	45	28.18	29.31	-1.25	43.75
	50	27.67	28.74	-1.22	48.78
	55	27.05	27.99	-1.15	53.85
	60	26.11	26.84	-1.00	59.00
	65	24.75	25.26	-0.78	64.23
	70	22.90	23.19	-0.55	69.45
	75	20.46	20.60	-0.32	74.68
	80	17.18	17.24	-0.23	79.78
	85	13.25	13.27	-0.15	84.86
	90	8.94	8.95	-0.08	89.93
	95	4.45	4.45	-0.07	94.93
	100	0.00	0.00	0.00	100.00

Dotgain (TVI)

Color M25

Dot gain curve



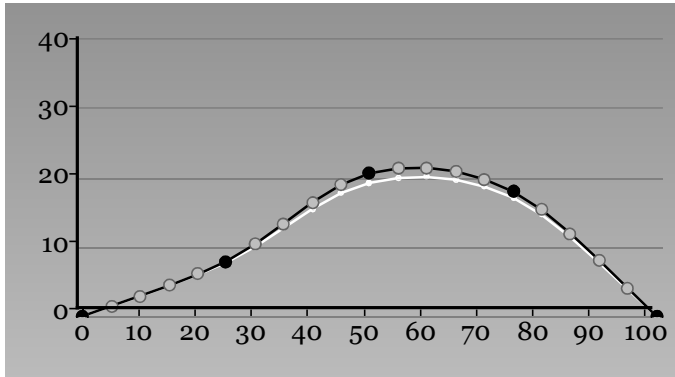
Details

Digital	Reference	Printed	CTP corr.	CTP curve
0	0.00	0.00	0.00	0.00
5	4.33	4.08	0.14	5.16
10	8.68	8.17	0.28	10.29
15	12.89	12.16	0.41	15.43
20	16.84	15.97	0.51	20.53
25	20.30	19.43	0.52	25.53
30	23.43	22.81	0.37	30.38
35	26.38	26.19	0.13	35.13
40	28.86	29.18	-0.20	39.80
45	30.58	31.36	-0.57	44.43
50	31.27	32.35	-1.00	49.00
55	30.75	31.94	-1.43	53.58
60	29.21	30.40	-1.90	58.10
65	26.91	28.03	-2.30	62.70
70	24.09	25.11	-2.58	67.43
75	21.01	21.91	-2.52	72.48
80	17.47	18.23	-3.22	76.78
85	13.39	13.99	-4.12	80.89
90	9.02	9.42	-4.68	85.33
95	4.49	4.69	-4.01	91.00
100	0.00	0.00	0.00	100.00

Dotgain (TVI)

Color Y25

Dot gain curve

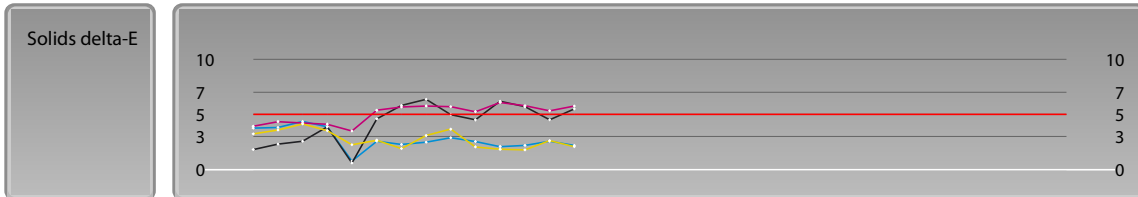
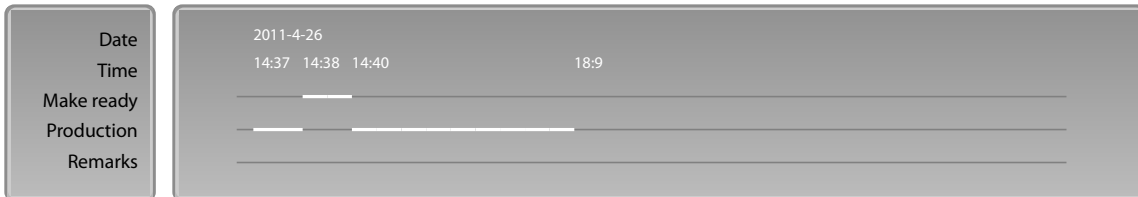
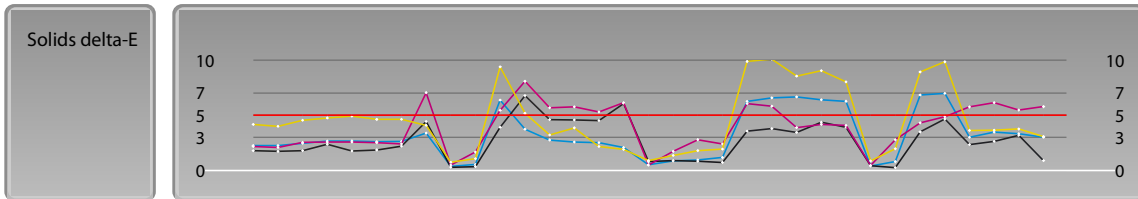
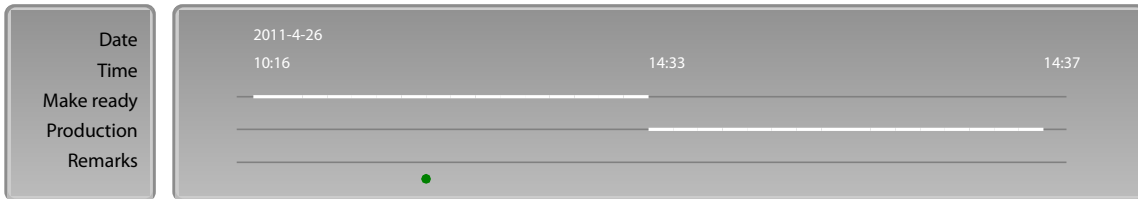


Details

Digital	Reference	Printed	CTP corr.	CTP curve
0	0.00	0.00	0.00	0.00
5	1.43	1.44	0.00	5.02
10	2.84	2.85	0.00	10.02
15	4.32	4.34	-0.03	14.99
20	5.89	5.96	-0.06	19.97
25	7.64	7.81	-0.13	24.87
30	9.90	10.26	-0.23	29.78
35	12.58	13.23	-0.40	34.60
40	15.28	16.23	-0.60	39.40
45	17.57	18.78	-0.85	44.15
50	19.04	20.41	-1.10	48.90
55	19.72	21.10	-1.28	53.73
60	19.88	21.19	-1.35	58.65
65	19.49	20.67	-1.40	63.60
70	18.51	19.54	-1.40	68.60
75	16.93	17.80	-1.45	73.55
80	14.45	15.18	-1.76	78.24
85	11.24	11.80	-1.89	83.11
90	7.62	8.00	-1.71	88.30
95	3.78	3.97	-1.00	94.00
100	0.00	0.00	0.00	100.00

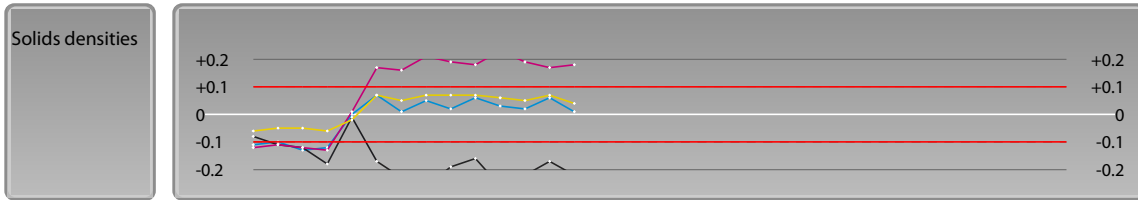
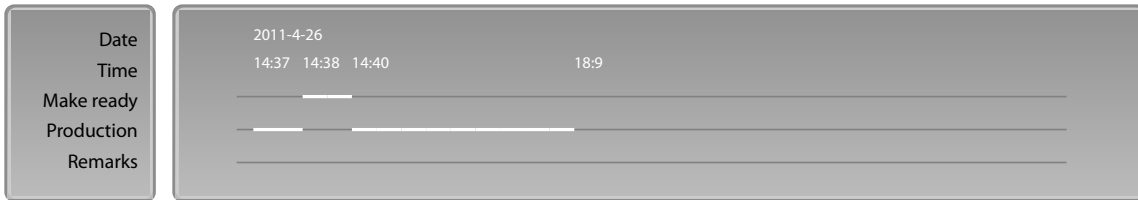
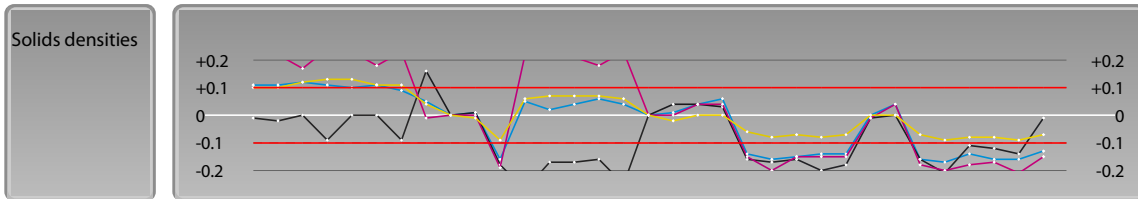
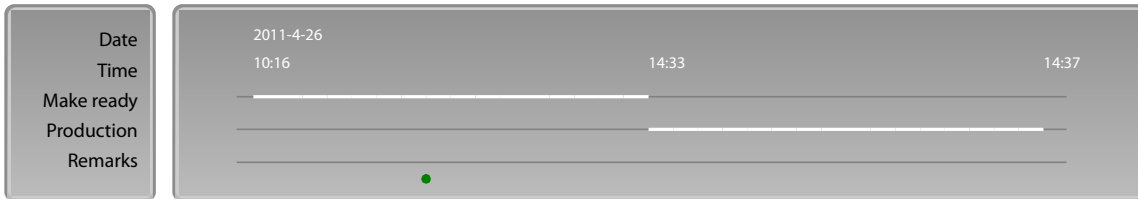
Job statistics

Showing Solids delta-E
 OK Sheet used Yes
 Measurements 47



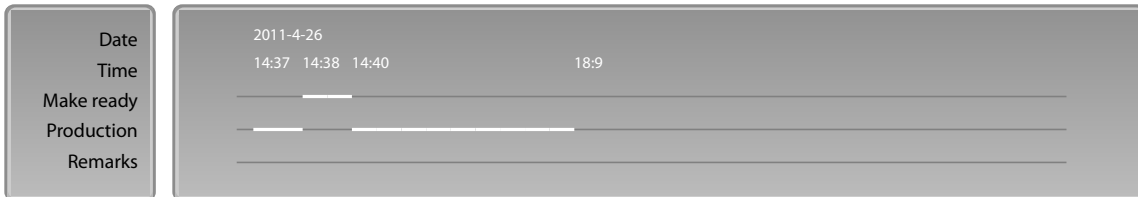
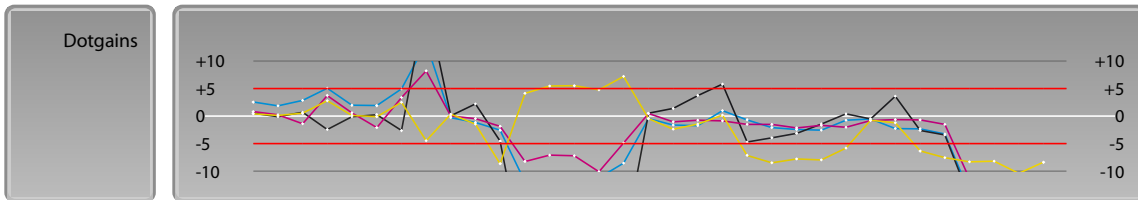
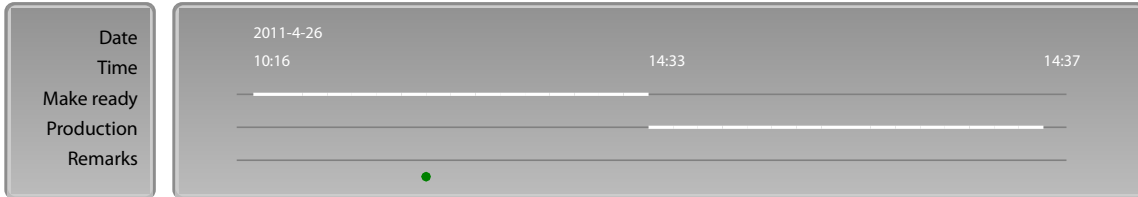
Job statistics

Showing Solids densities
 OK Sheet used Yes
 Measurements 47



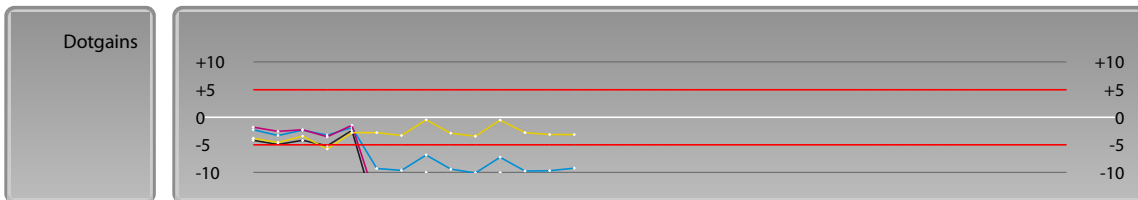
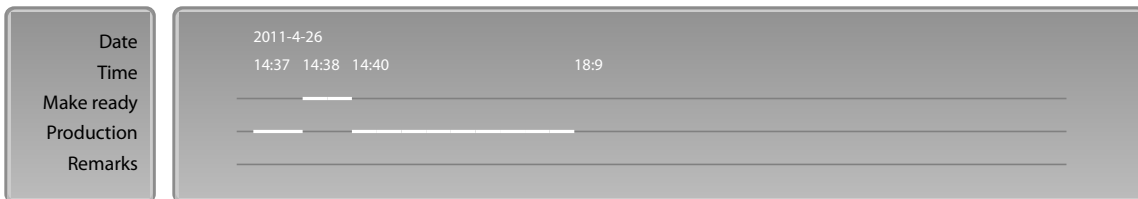
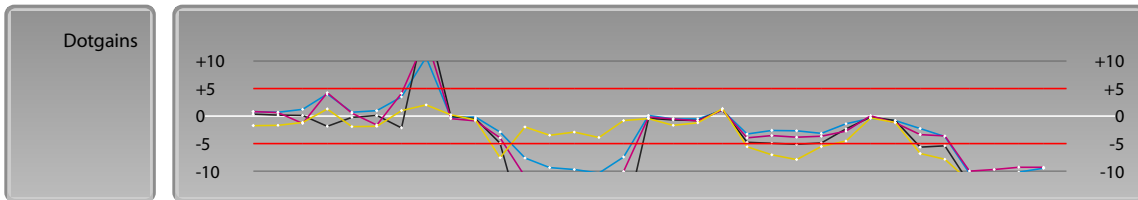
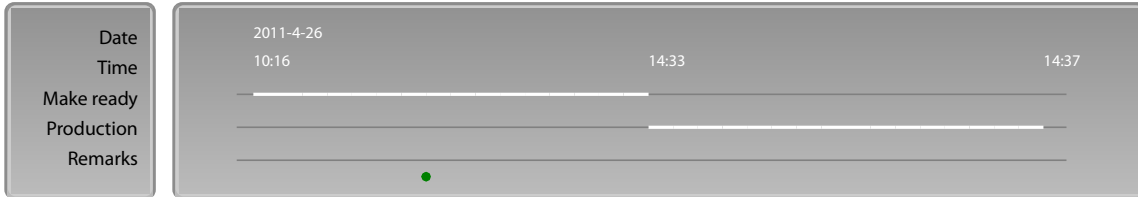
Job statistics

Showing Dotgains
 OK Sheet used Yes
 Measurements 47
 TVI (%) 25



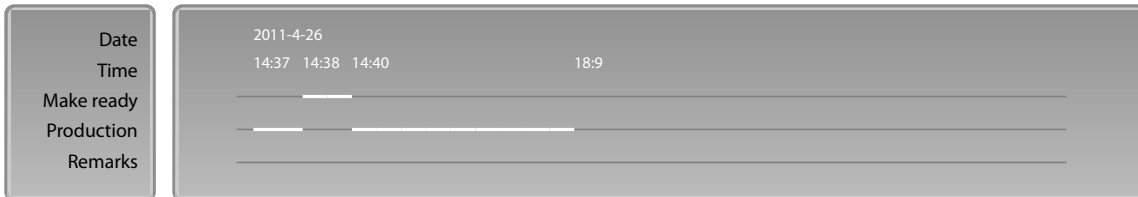
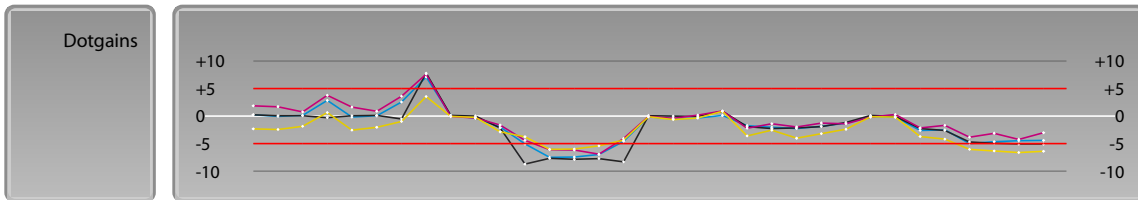
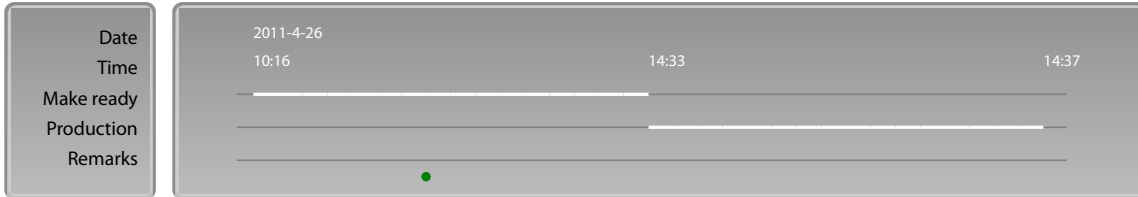
Job statistics

Showing Dotgains
 OK Sheet used Yes
 Measurements 47
 TVI (%) 50



Job statistics

Showing Dotgains
 OK Sheet used Yes
 Measurements 47
 TVI (%) 75



Used tolerances

Tolerance set	GRACoL
Delta-E method	CIE76
Primaries	5 dE
Overprint	5 dE
Paper white	4 dE
Average	5 dE
Maximum	10 dE
TVI (mid-tones)	5 %

Measurement conditions

Condition	ANSI T / D50 2 Degree (1)
Density standard	AnsiT
Dotgain method	Density
White base	Absolute
Illuminant	D50
Observer angle	TwoDeg