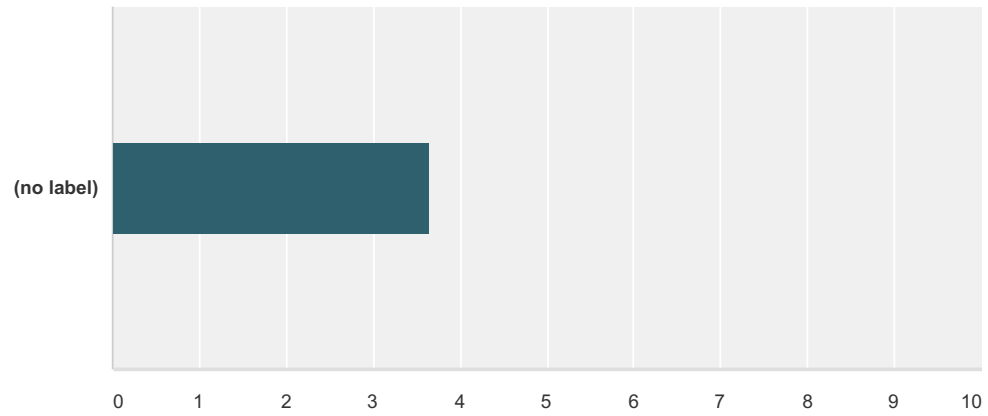


SAVMA Wellness Survey

Q1 When veterinary school is in session, my average stress level is

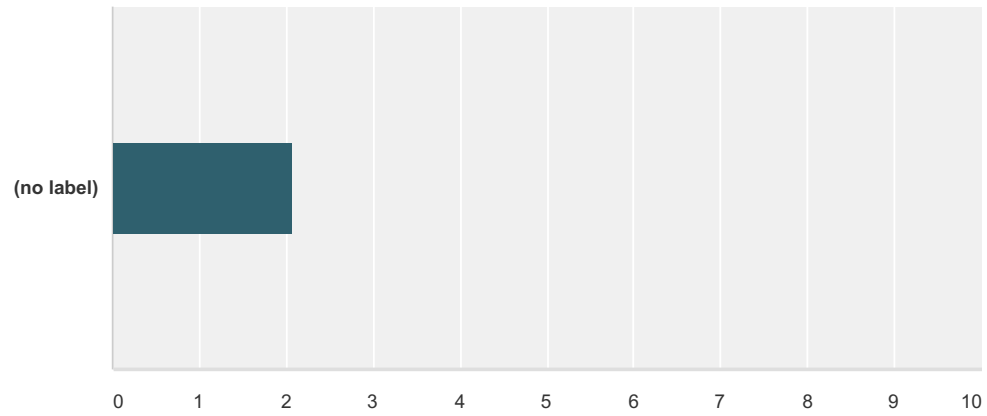
Answered: 3,888 Skipped: 0



	1 - No Stress	2	3 - Moderate Stress	4	5 - Unmanageable Stress	Total	Weighted Average
(no label)	0.26%	3.73%	32.77%	57.59%	5.66%	3,888	3.65
	10	145	1,274	2,239	220		

Q2 When veterinary school is not in session, my average stress level is:

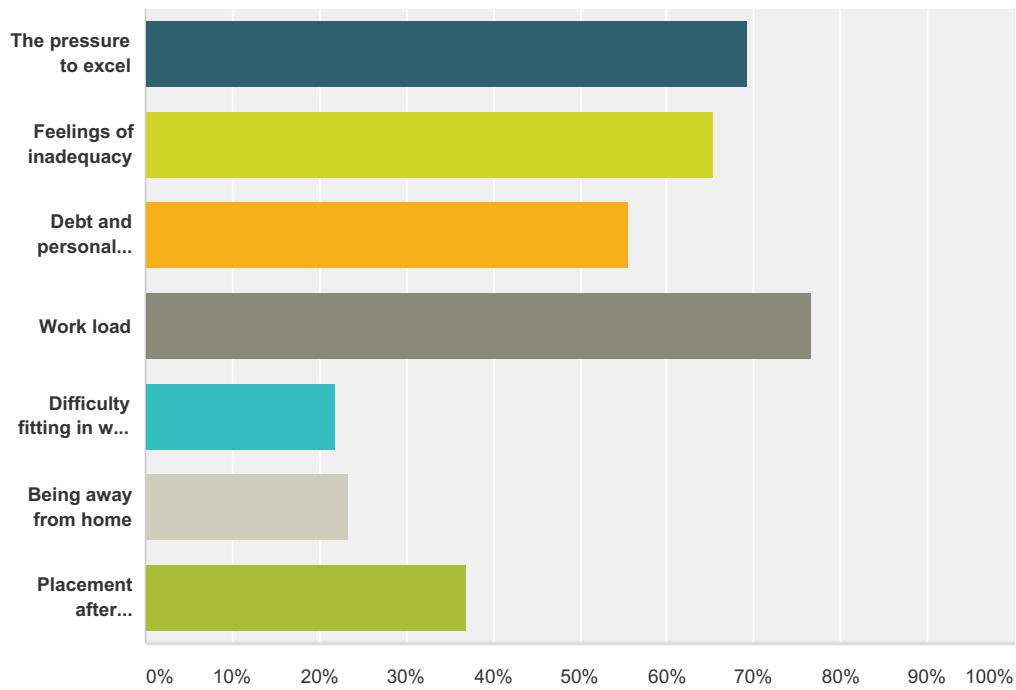
Answered: 3,888 Skipped: 0



	1 - No Stress	2	3 - Moderate Stress	4	5 - Unmanageable Stress	Total	Weighted Average
(no label)	16.15% 628	64.35% 2,502	16.87% 656	2.47% 96	0.15% 6	3,888	2.06

Q3 What are the biggest stressors of veterinary school for me?

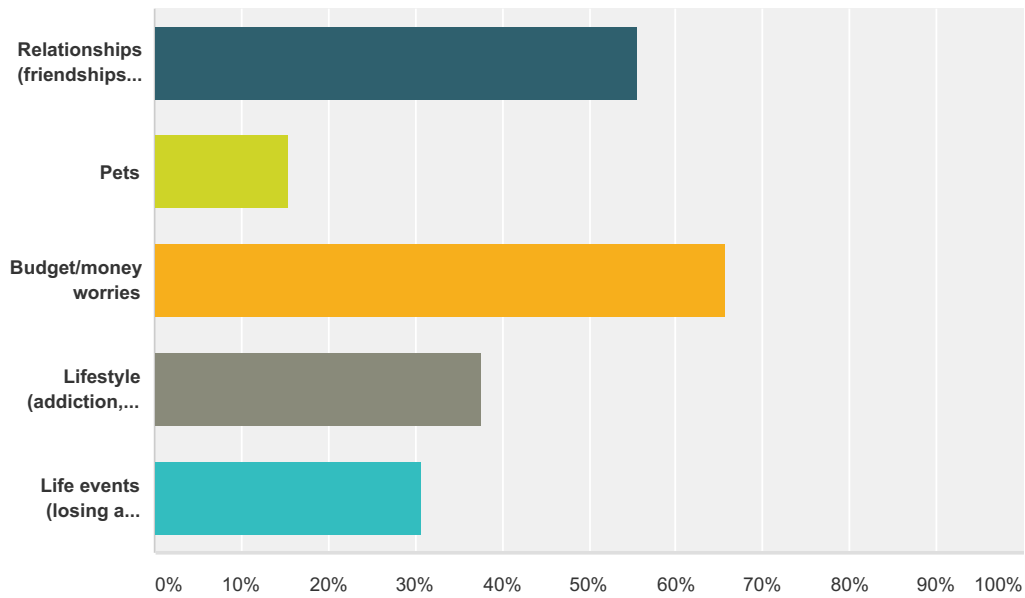
Answered: 3,888 Skipped: 0



Answer Choices	Responses	
The pressure to excel	69.37%	2,697
Feelings of inadequacy	65.43%	2,544
Debt and personal finance	55.63%	2,163
Work load	76.65%	2,980
Difficulty fitting in with peers	21.86%	850
Being away from home	23.41%	910
Placement after veterinary school	37.04%	1,440
Total Respondents: 3,888		

Q4 My biggest stressors outside of veterinary school are:

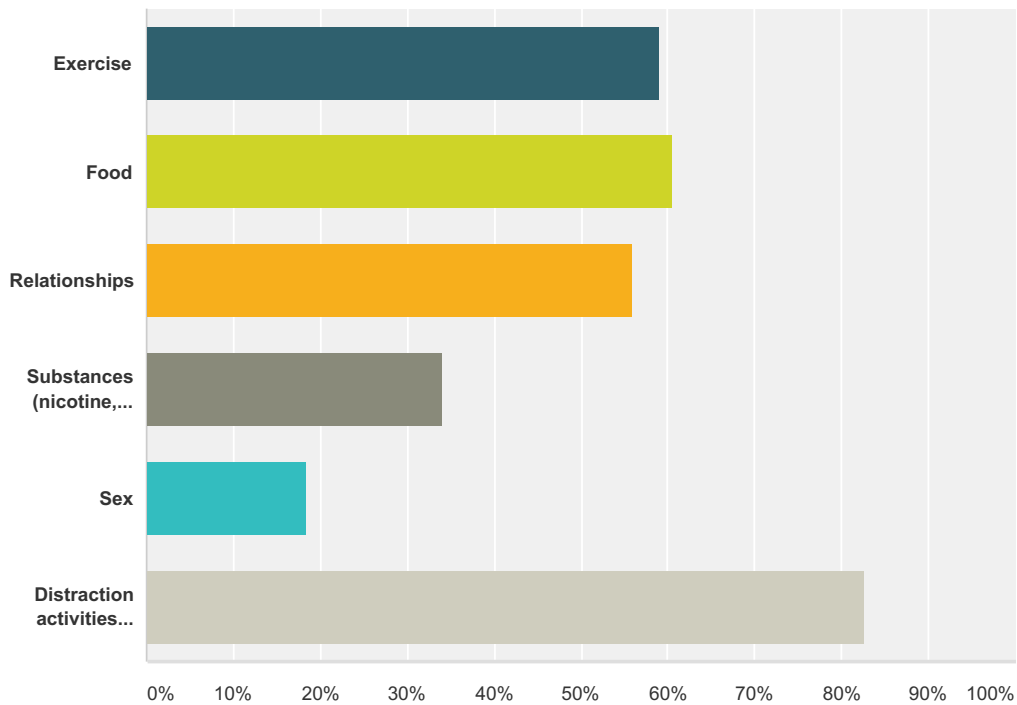
Answered: 3,888 Skipped: 0



Answer Choices	Responses	
Relationships (friendships, partner, children, parents, etc.)	55.48%	2,157
Pets	15.43%	600
Budget/money worries	65.72%	2,555
Lifestyle (addiction, eating disorders, exercise habits, sleep, etc.)	37.65%	1,464
Life events (losing a family member, weddings, moving)	30.76%	1,196
Total Respondents: 3,888		

Q5 I use the following methods to manage my stress:

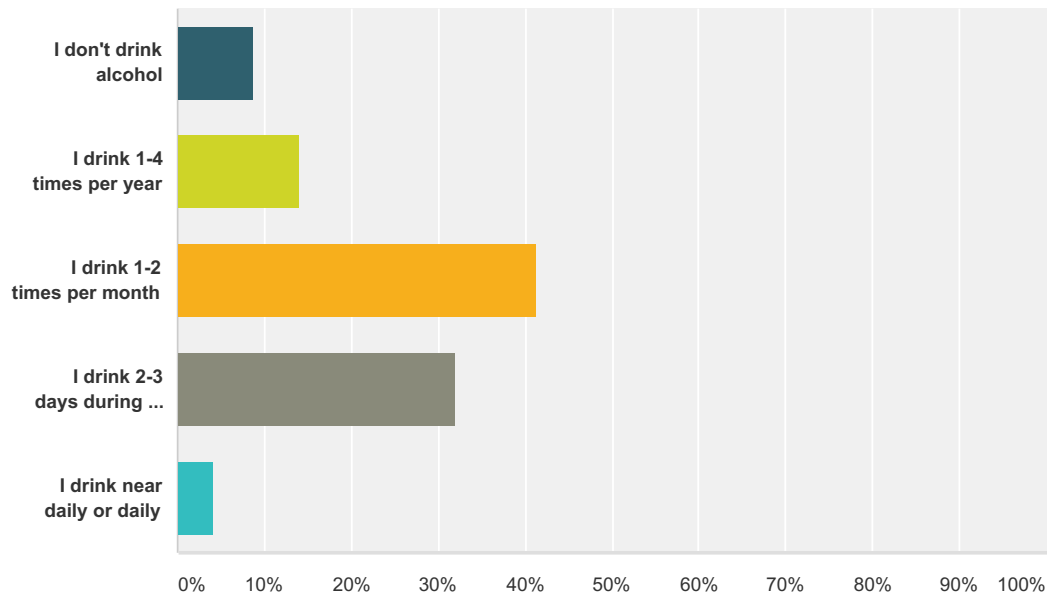
Answered: 3,888 Skipped: 0



Answer Choices	Responses	
Exercise	59.10%	2,298
Food	60.49%	2,352
Relationships	55.89%	2,173
Substances (nicotine, coffee, alcohol, marijuana, energy drinks, caffeine pills, etc.)	33.95%	1,320
Sex	18.39%	715
Distraction activities (socializing, hobbies, gambling, pornography, video games, internet, Netflix, etc.)	82.61%	3,212
Total Respondents: 3,888		

Q6 On average while in veterinary school, how frequently do I consume alcohol?

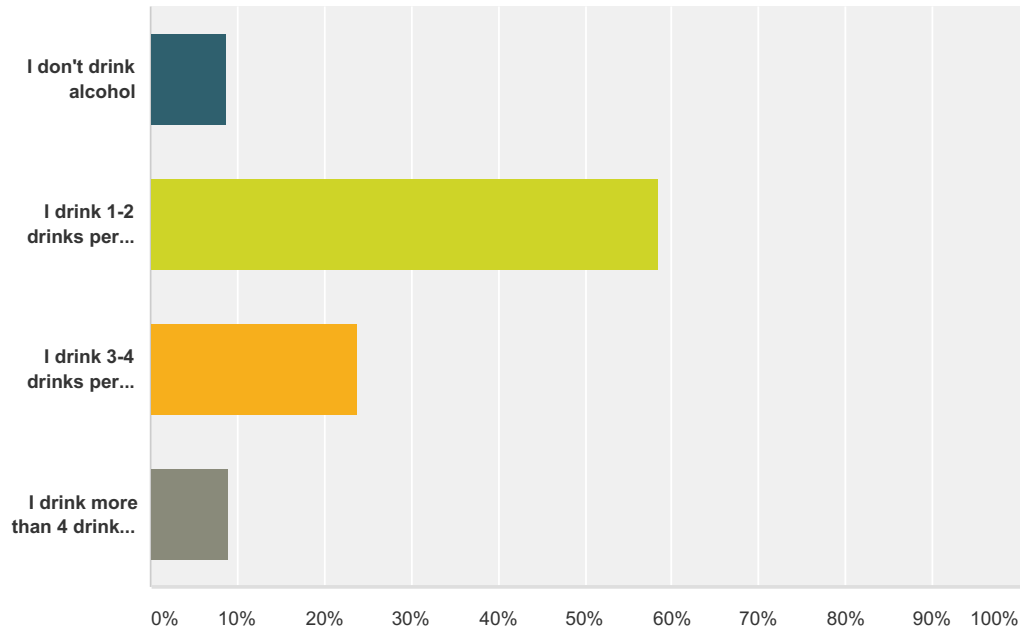
Answered: 3,888 Skipped: 0



Answer Choices	Responses	
I don't drink alcohol	8.67%	337
I drink 1-4 times per year	13.99%	544
I drink 1-2 times per month	41.28%	1,605
I drink 2-3 days during the week or on the weekends	31.92%	1,241
I drink near daily or daily	4.14%	161
Total		3,888

Q7 On average, how much alcohol do I consume when I drink? (One drink consists of a standard size of one shot, one beer, or one glass of wine)

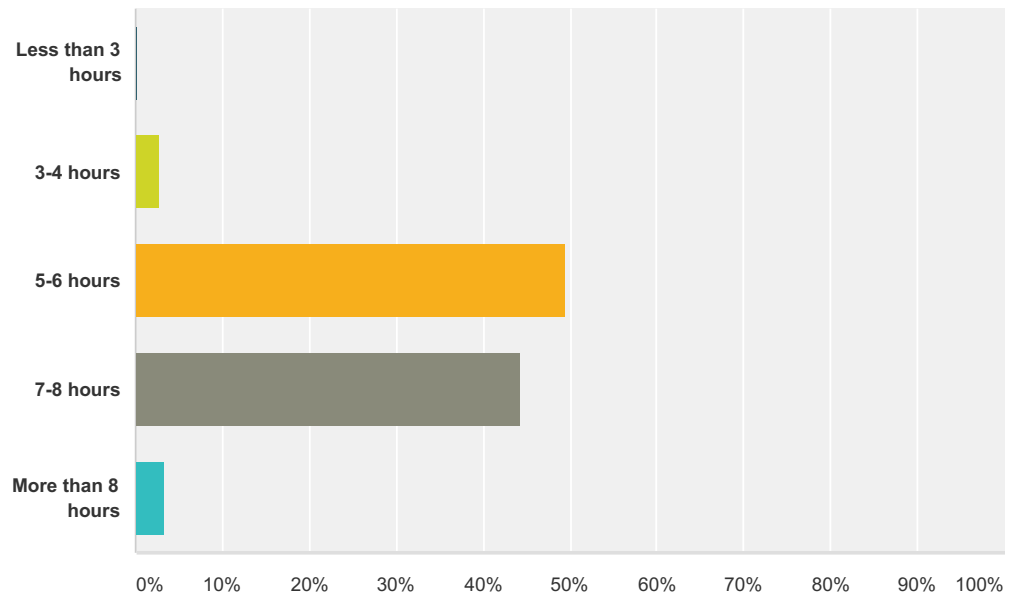
Answered: 3,888 Skipped: 0



Answer Choices	Responses	
I don't drink alcohol	8.69%	338
I drink 1-2 drinks per instance	58.51%	2,275
I drink 3-4 drinks per instance	23.84%	927
I drink more than 4 drinks per instance	8.95%	348
Total		3,888

Q8 During the weekdays while in veterinary school, I sleep an average of

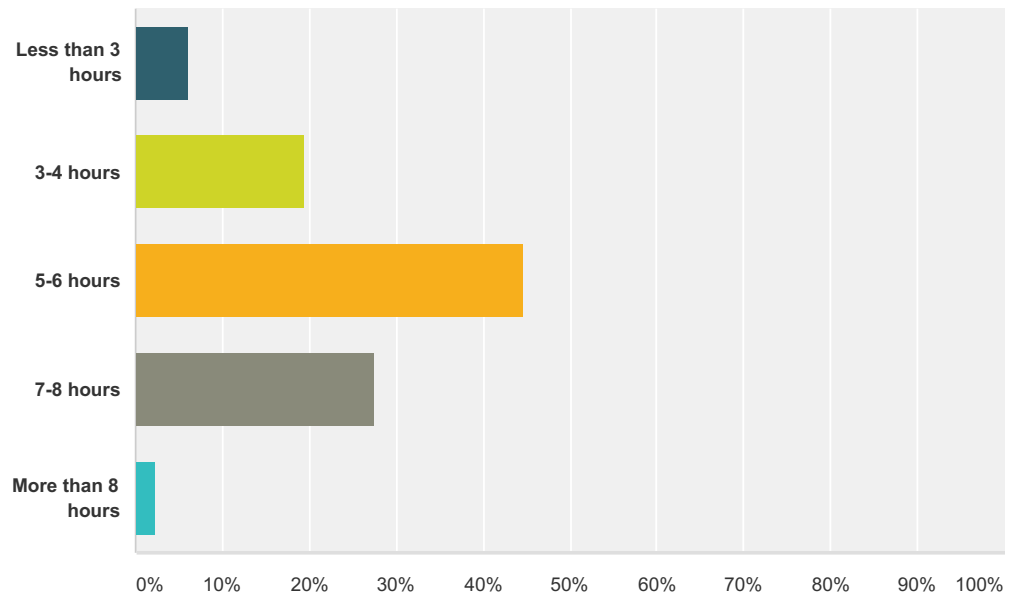
Answered: 3,888 Skipped: 0



Answer Choices	Responses
Less than 3 hours	0.21% 8
3-4 hours	2.75% 107
5-6 hours	49.49% 1,924
7-8 hours	44.16% 1,717
More than 8 hours	3.40% 132
Total	3,888

Q9 The night before a test, I sleep an average of

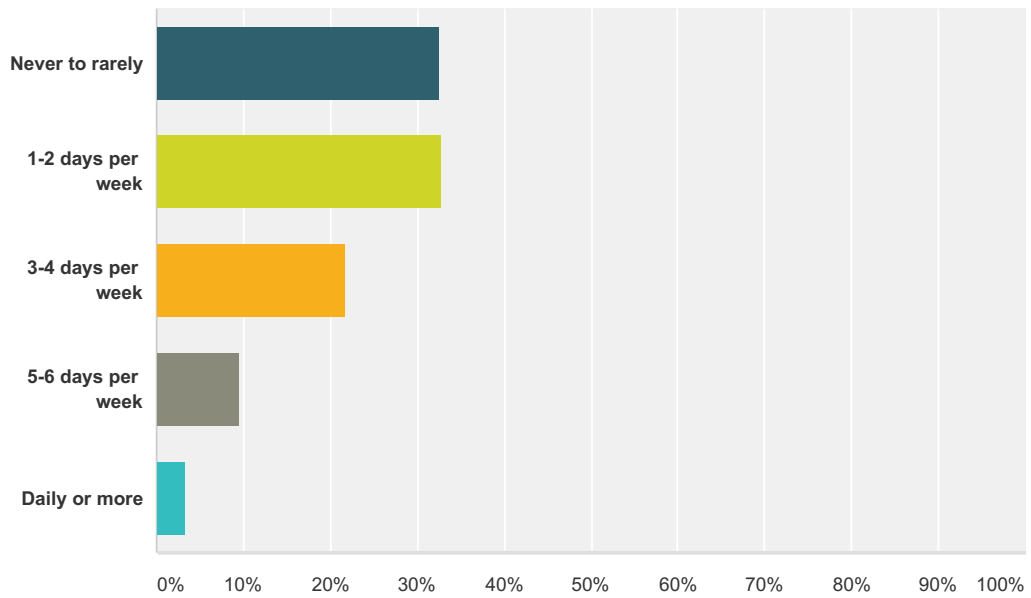
Answered: 3,888 Skipped: 0



Answer Choices	Responses	
Less than 3 hours	6.04%	235
3-4 hours	19.50%	758
5-6 hours	44.57%	1,733
7-8 hours	27.57%	1,072
More than 8 hours	2.31%	90
Total		3,888

Q10 While in veterinary school, I exercise for at least 30 minutes or more...

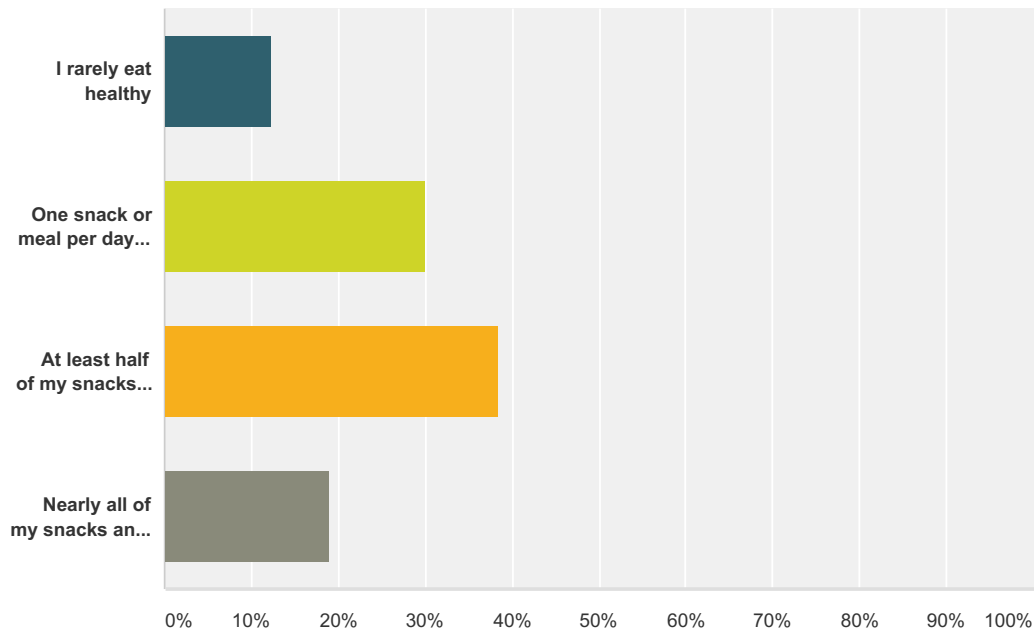
Answered: 3,888 Skipped: 0



Answer Choices	Responses	
Never to rarely	32.59%	1,267
1-2 days per week	32.87%	1,278
3-4 days per week	21.68%	843
5-6 days per week	9.57%	372
Daily or more	3.29%	128
Total		3,888

Q11 While in veterinary school, how often do I eat healthy meals or snacks?

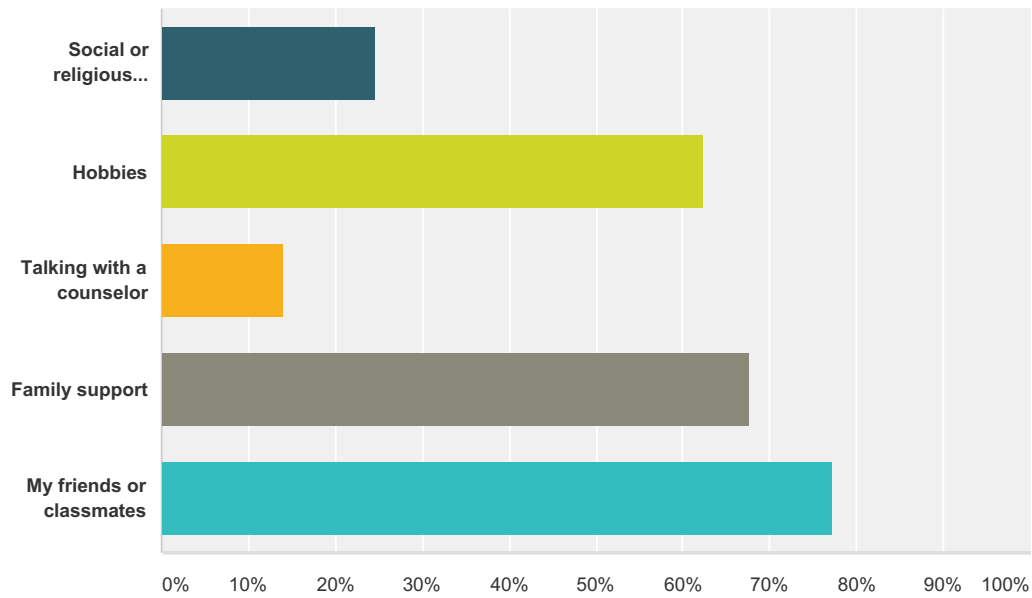
Answered: 3,888 Skipped: 0



Answer Choices	Responses	
I rarely eat healthy	12.37%	481
One snack or meal per day is healthy	30.09%	1,170
At least half of my snacks or meals per day are healthy	38.45%	1,495
Nearly all of my snacks and meals per day are healthy	19.08%	742
Total		3,888

Q12 What has been helpful in maintaining my overall wellness?

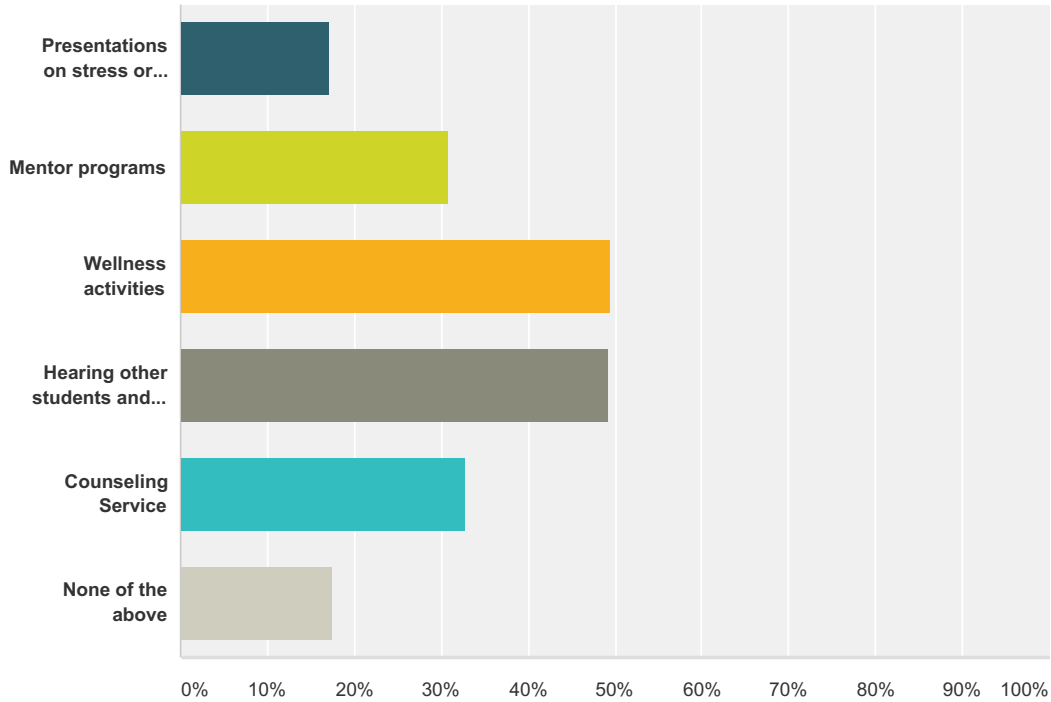
Answered: 3,888 Skipped: 0



Answer Choices	Responses	
Social or religious groups outside of veterinary school	24.67%	959
Hobbies	62.53%	2,431
Talking with a counselor	14.02%	545
Family support	67.59%	2,628
My friends or classmates	77.16%	3,000
Total Respondents: 3,888		

Q13 What programs at school have been or would be helpful in maintaining my overall wellness?

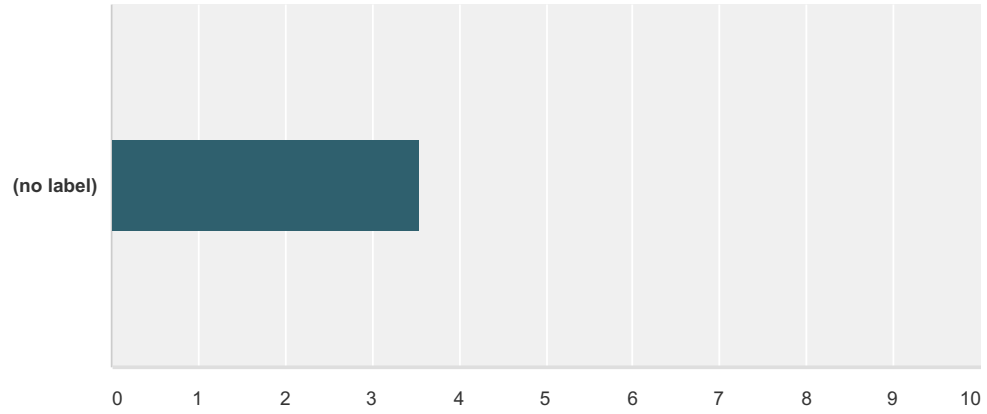
Answered: 3,888 Skipped: 0



Answer Choices	Responses	
Presentations on stress or wellness	17.08%	664
Mentor programs	30.97%	1,204
Wellness activities	49.41%	1,921
Hearing other students and professors share their experiences	49.33%	1,918
Counseling Service	32.69%	1,271
None of the above	17.49%	680
Total Respondents: 3,888		

Q14 I feel adequately informed about the wellness resources available through my veterinary school.

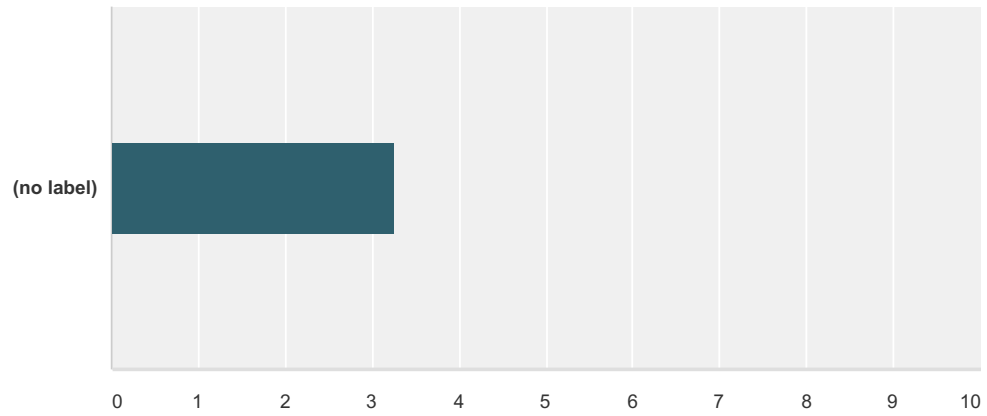
Answered: 3,726 Skipped: 162



	Completely Disagree	(no label)	Neither Agree or Disagree	(no label)	Completely Agree	Total	Weighted Average
(no label)	5.34% 199	14.17% 528	21.20% 790	38.75% 1,444	20.53% 765	3,726	3.55

Q15 I feel comfortable seeking wellness assistance through my veterinary school.

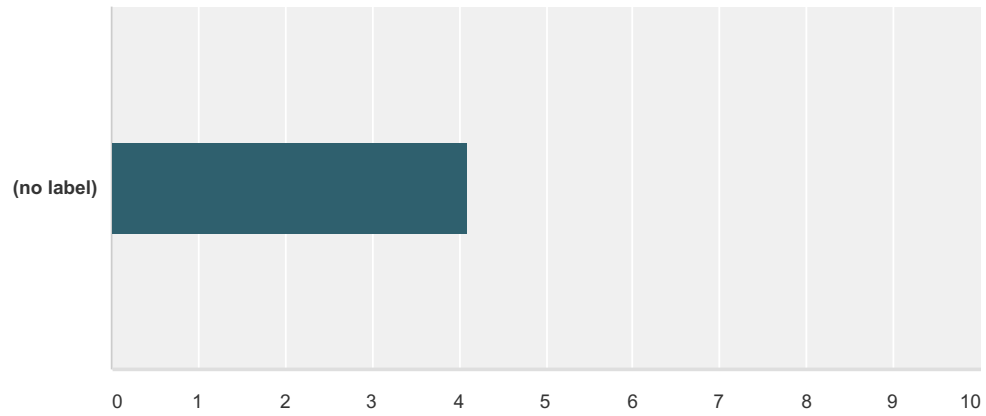
Answered: 3,726 Skipped: 162



	Completely Disagree	(no label)	Neither Agree or Disagree	(no label)	Completely Agree	Total	Weighted Average
(no label)	8.45%	21.23%	23.38%	30.30%	16.64%	3,726	3.25
	315	791	871	1,129	620		

Q16 I feel that stress is a significant factor in my personal life.

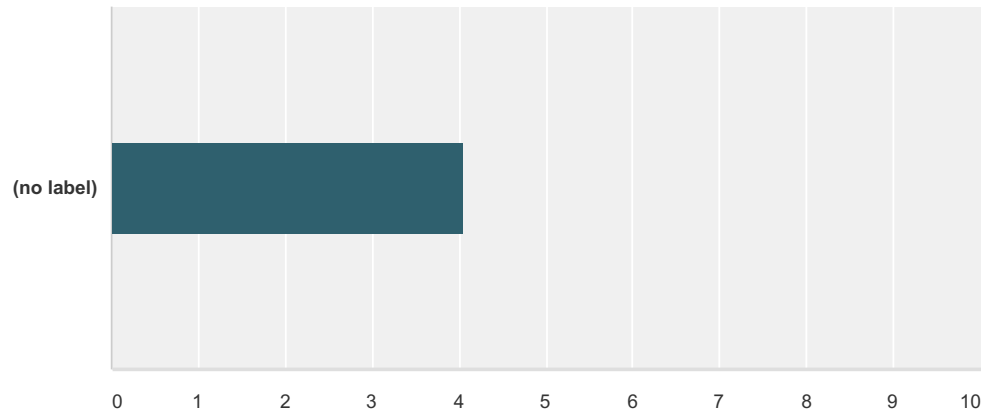
Answered: 3,726 Skipped: 162



	Completely Disagree	(no label)	Neither Agree or Disagree	(no label)	Completely Agree	Total	Weighted Average
(no label)	2.17%	8.11%	11.16%	35.48%	43.08%		
	81	302	416	1,322	1,605	3,726	4.09

**Q17 I feel that stress is a significant factor
in my academic performance.**

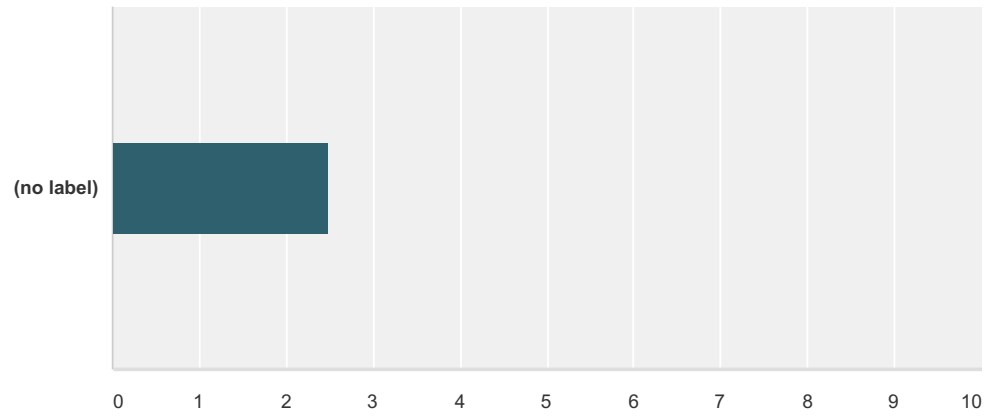
Answered: 3,726 Skipped: 162



	Completely Disagree	(no label)	Neither Agree or Disagree	(no label)	Completely Agree	Total	Weighted Average
(no label)	1.64%	7.09%	13.71%	40.02%	37.55%	3,726	4.05
	61	264	511	1,491	1,399		

Q18 I feel energized while in veterinary school.

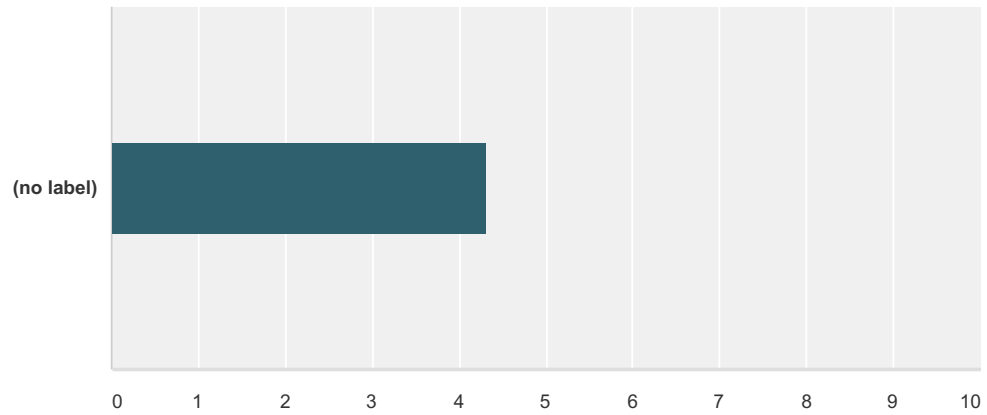
Answered: 3,726 Skipped: 162



	Completely Disagree	(no label)	Neither Agree or Disagree	(no label)	Completely Agree	Total	Weighted Average
(no label)	21.07% 785	32.74% 1,220	25.04% 933	18.46% 688	2.68% 100	3,726	2.49

Q19 I have healthy, safe sexual practices.

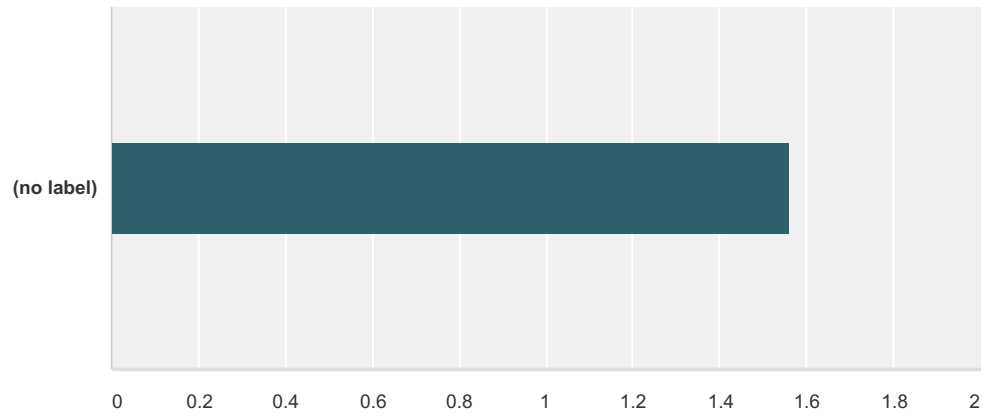
Answered: 3,726 Skipped: 162



	Completely Disagree	(no label)	Neither Agree or Disagree	(no label)	Completely Agree	Total	Weighted Average
(no label)	1.40% 52	3.22% 120	15.97% 595	19.46% 725	59.96% 2,234	3,726	4.33

Q20 I sometimes worry I have an alcohol problem.

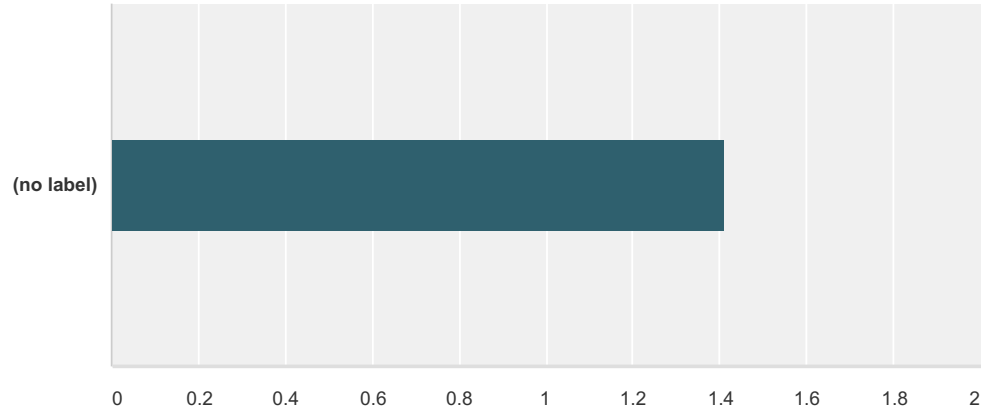
Answered: 3,726 Skipped: 162



	Completely Disagree	(no label)	Neither Agree or Disagree	(no label)	Completely Agree	Total	Weighted Average
(no label)	69.27% 2,581	14.87% 554	7.76% 289	6.52% 243	1.58% 59	3,726	1.56

Q21 I have tried to stop drinking in the past, but have been unable to do so.

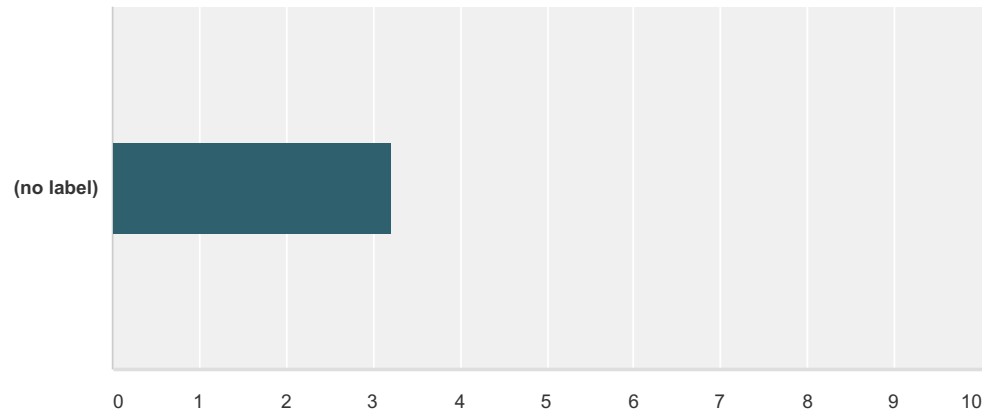
Answered: 3,726 Skipped: 162



	Completely Disagree	(no label)	Neither Agree or Disagree	(no label)	Completely Agree	Total	Weighted Average
(no label)	77.62% 2,892	6.25% 233	14.09% 525	1.53% 57	0.51% 19	3,726	1.41

Q22 I feel satisfied with my social life.

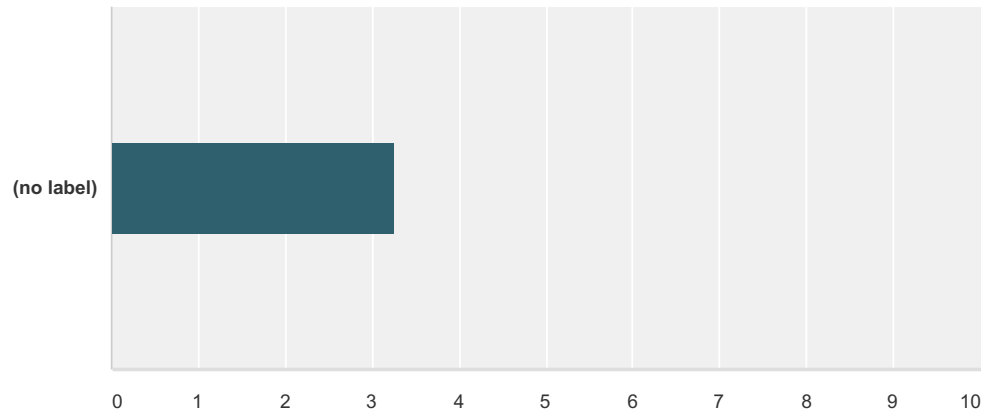
Answered: 3,726 Skipped: 162



	Completely Disagree	(no label)	Neither Agree or Disagree	(no label)	Completely Agree	Total	Weighted Average
(no label)	6.74% 251	24.29% 905	20.83% 776	36.23% 1,350	11.92% 444	3,726	3.22

Q23 I feel satisfied with my romantic life.

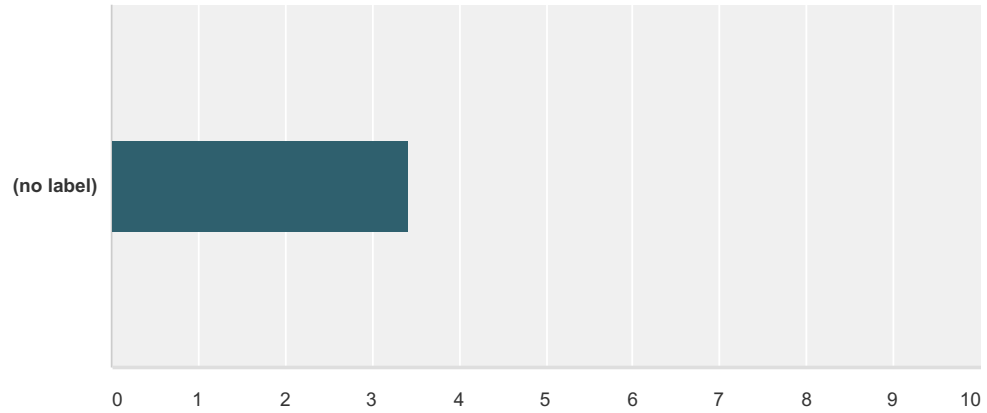
Answered: 3,726 Skipped: 162



	Completely Disagree	(no label)	Neither Agree or Disagree	(no label)	Completely Agree	Total	Weighted Average
(no label)	14.87% 554	20.24% 754	15.08% 562	23.86% 889	25.95% 967	3,726	3.26

Q24 I feel satisfied with my spiritual life.

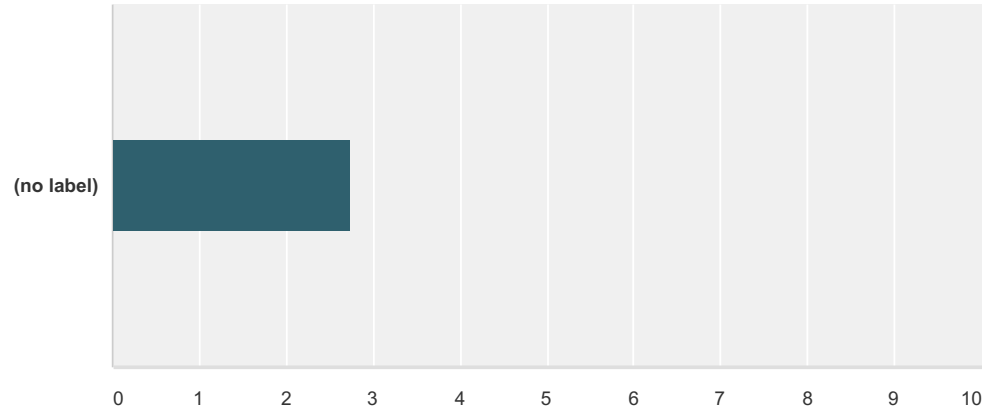
Answered: 3,726 Skipped: 162



	Completely Disagree	(no label)	Neither Agree or Disagree	(no label)	Completely Agree	Total	Weighted Average
(no label)	4.00% 149	12.72% 474	38.84% 1,447	25.79% 961	18.65% 695	3,726	3.42

**Q25 I feel like I spend an adequate amount
of time outside of veterinary school with
personal relationships.**

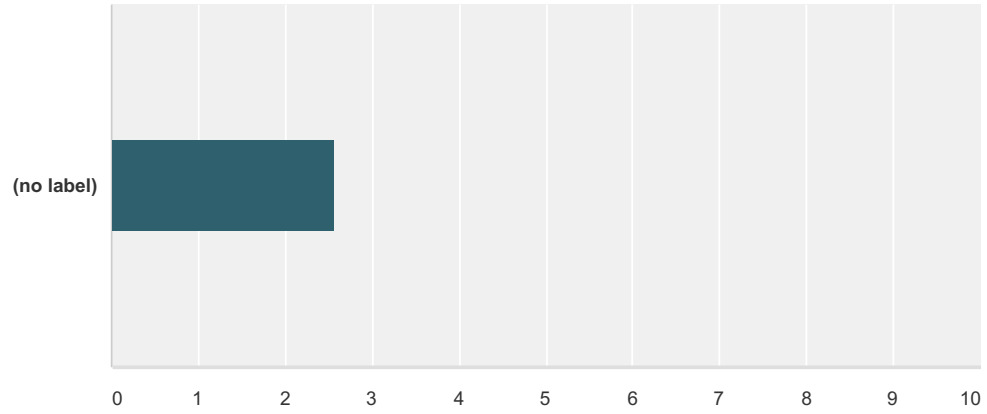
Answered: 3,726 Skipped: 162



	Completely Disagree	(no label)	Neither Agree or Disagree	(no label)	Completely Agree	Total	Weighted Average
(no label)	16.88% 629	33.98% 1,266	15.08% 562	26.22% 977	7.84% 292	3,726	2.74

Q26 I feel like I spend an adequate amount of time on hobbies and interests outside of veterinary medicine.

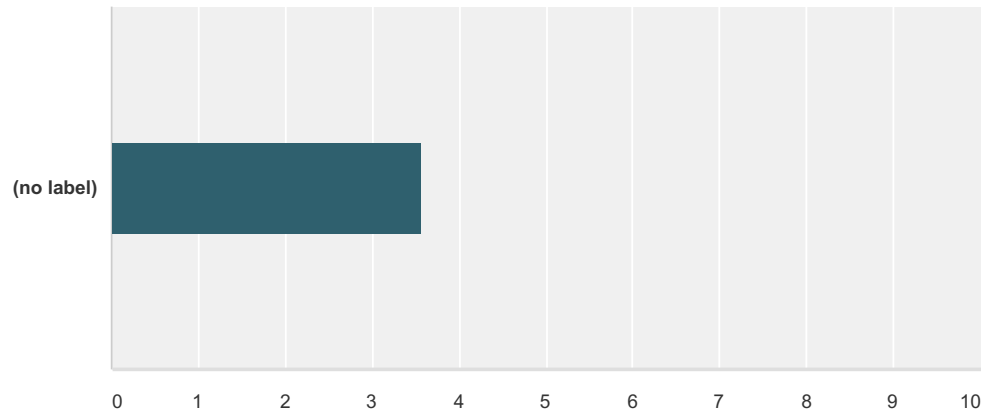
Answered: 3,726 Skipped: 162



	Completely Disagree	(no label)	Neither Agree or Disagree	(no label)	Completely Agree	Total	Weighted Average
(no label)	20.53% 765	36.58% 1,363	14.47% 539	23.05% 859	5.37% 200	3,726	2.56

Q27 I feel comfortable saying no to obligations I am not interested in.

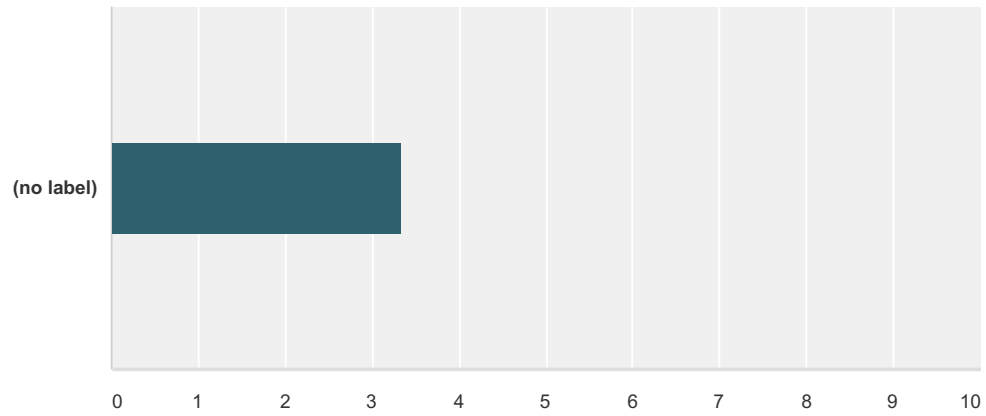
Answered: 3,726 Skipped: 162



	Completely Disagree	(no label)	Neither Agree or Disagree	(no label)	Completely Agree	Total	Weighted Average
(no label)	5.50% 205	19.19% 715	13.66% 509	37.20% 1,386	24.45% 911	3,726	3.56

Q28 I have a sense of control over my own life.

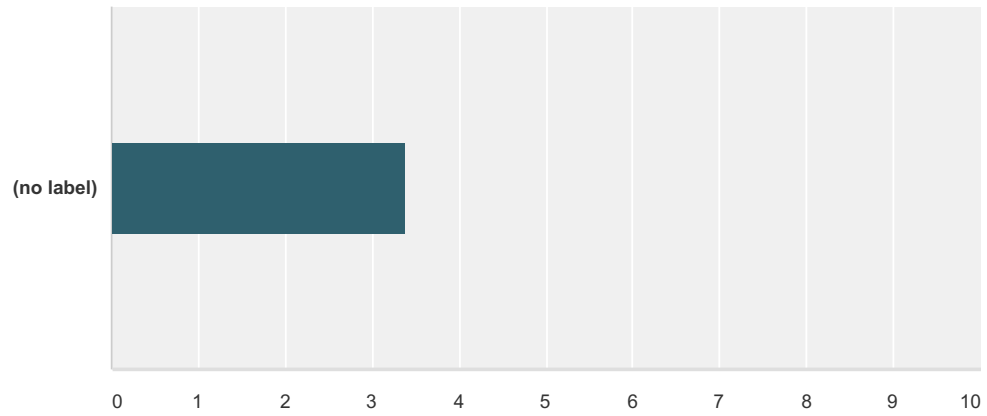
Answered: 3,726 Skipped: 162



	Completely Disagree	(no label)	Neither Agree or Disagree	(no label)	Completely Agree	Total	Weighted Average
(no label)	6.82%	18.76%	21.90%	39.96%	12.56%	3,726	3.33
	254	699	816	1,489	468		

Q29 I respond to stressful or unfortunate circumstances with appropriate emotion.

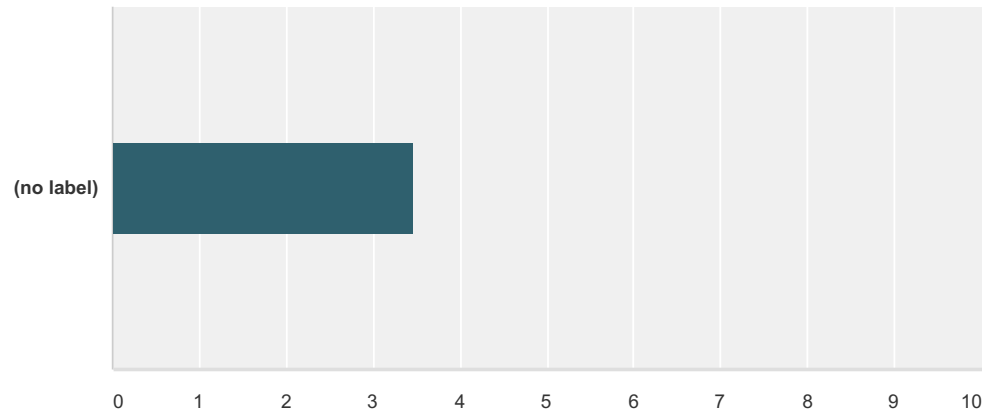
Answered: 3,726 Skipped: 162



	Completely Disagree	(no label)	Neither Agree or Disagree	(no label)	Completely Agree	Total	Weighted Average
(no label)	3.73% 139	17.63% 657	24.40% 909	45.12% 1,681	9.13% 340	3,726	3.38

Q30 I am in control of my own emotions.

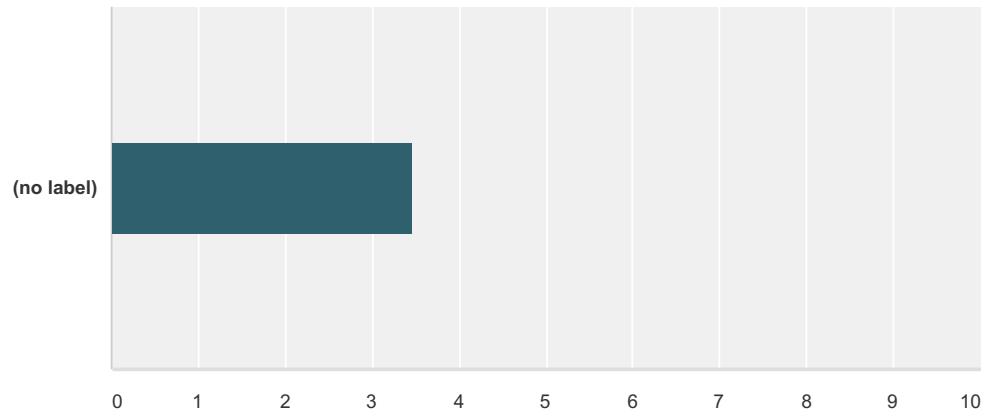
Answered: 3,726 Skipped: 162



	Completely Disagree	(no label)	Neither Agree or Disagree	(no label)	Completely Agree	Total	Weighted Average
(no label)	3.11% 116	17.74% 661	21.55% 803	44.42% 1,655	13.18% 491	3,726	3.47

Q31 I feel overwhelmed more often than not.

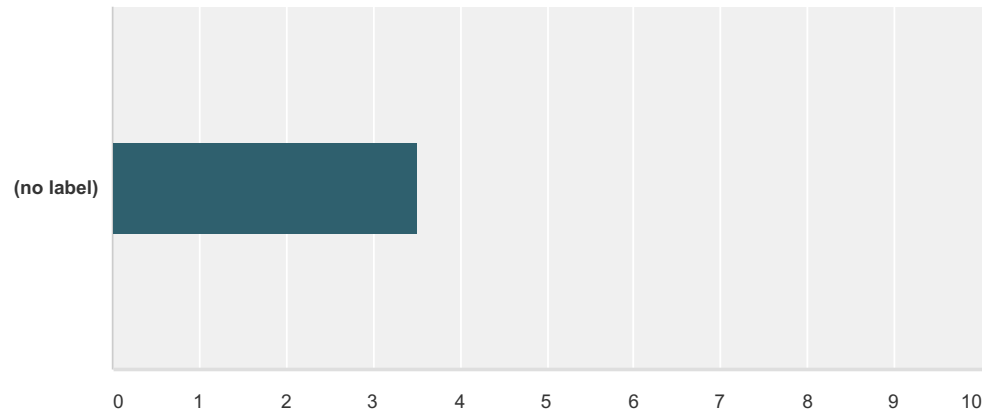
Answered: 3,726 Skipped: 162



	Completely Disagree	(no label)	Neither Agree or Disagree	(no label)	Completely Agree	Total	Weighted Average
(no label)	4.43% 165	20.64% 769	19.43% 724	34.86% 1,299	20.64% 769	3,726	3.47

Q32 I worry that I will be a bad veterinarian.

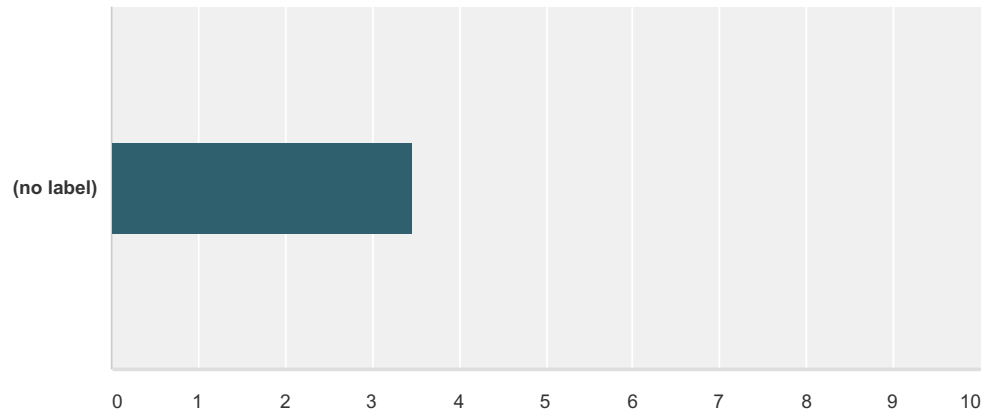
Answered: 3,726 Skipped: 162



	Completely Disagree	(no label)	Neither Agree or Disagree	(no label)	Completely Agree	Total	Weighted Average
(no label)	10.41% 388	16.26% 606	12.21% 455	33.95% 1,265	27.16% 1,012	3,726	3.51

Q33 I feel like my professors care about my personal well-being.

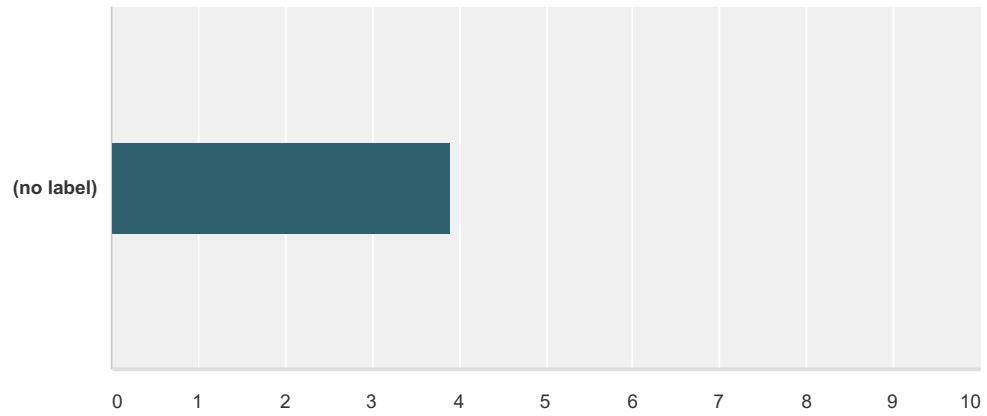
Answered: 3,726 Skipped: 162



	Completely Disagree	(no label)	Neither Agree or Disagree	(no label)	Completely Agree	Total	Weighted Average
(no label)	6.52%	13.77%	23.81%	38.06%	17.85%	3,726	3.47
	243	513	887	1,418	665		

Q34 I feel like my professors treat me with respect.

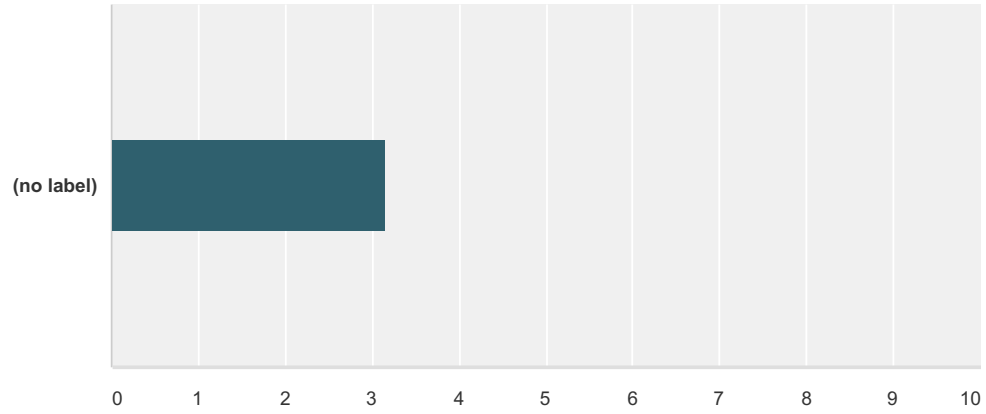
Answered: 3,726 Skipped: 162



	Completely Disagree	(no label)	Neither Agree or Disagree	(no label)	Completely Agree	Total	Weighted Average
(no label)	1.91%	6.76%	15.41%	51.69%	24.24%	3,726	3.90
	71	252	574	1,926	903		

Q35 I feel like the clinicians I work with on rotations care about my personal well-being.

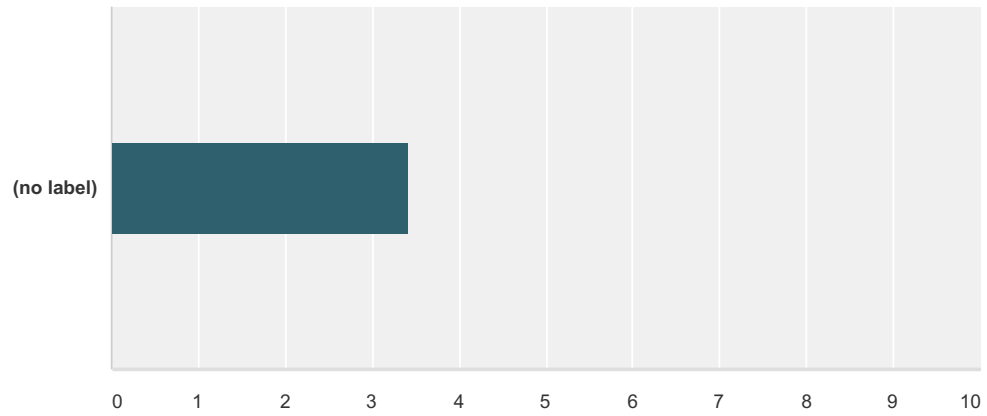
Answered: 3,726 Skipped: 162



	Completely Disagree	(no label)	Neither Agree or Disagree	(no label)	Completely Agree	N/A	Total	Weighted Average
(no label)	3.33% 124	6.66% 248	21.18% 789	9.53% 355	5.42% 202	53.89% 2,008	3,726	3.15

Q36 I feel like the clinicians I work with on rotations treat me with respect.

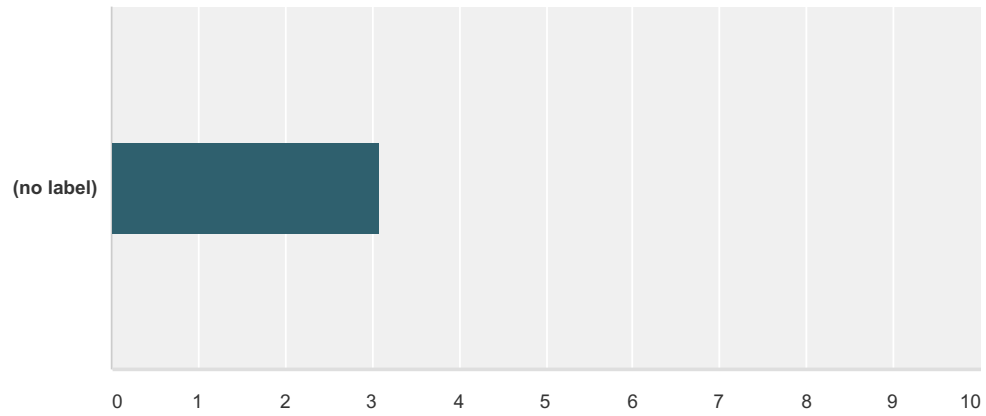
Answered: 3,726 Skipped: 162



	Completely Disagree	(no label)	Neither Agree or Disagree	(no label)	Completely Agree	N/A	Total	Weighted Average
(no label)	1.56% 58	4.29% 160	19.91% 742	13.02% 485	7.09% 264	54.13% 2,017	3,726	3.43

Q37 I have felt withdrawn from my classmates.

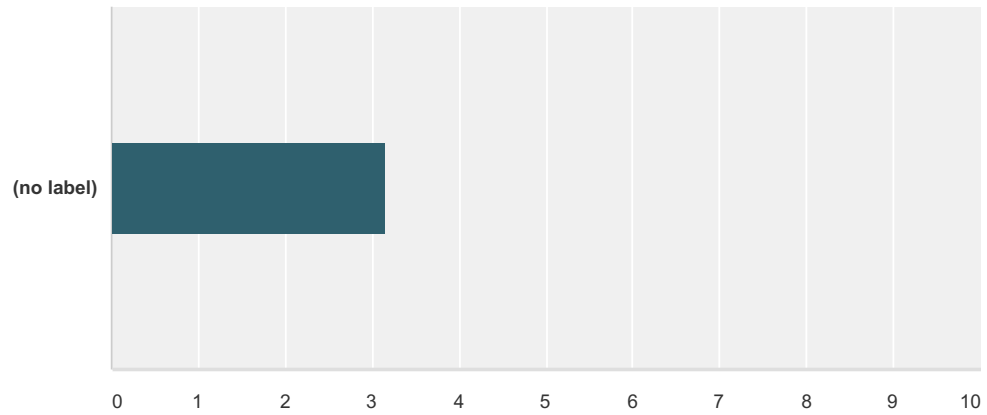
Answered: 3,726 Skipped: 162



	Completely Disagree	(no label)	Neither Agree or Disagree	(no label)	Completely Agree	Total	Weighted Average
(no label)	13.12% 489	22.44% 836	19.59% 730	32.80% 1,222	12.05% 449	3,726	3.08

Q38 I have felt withdrawn from my interests.

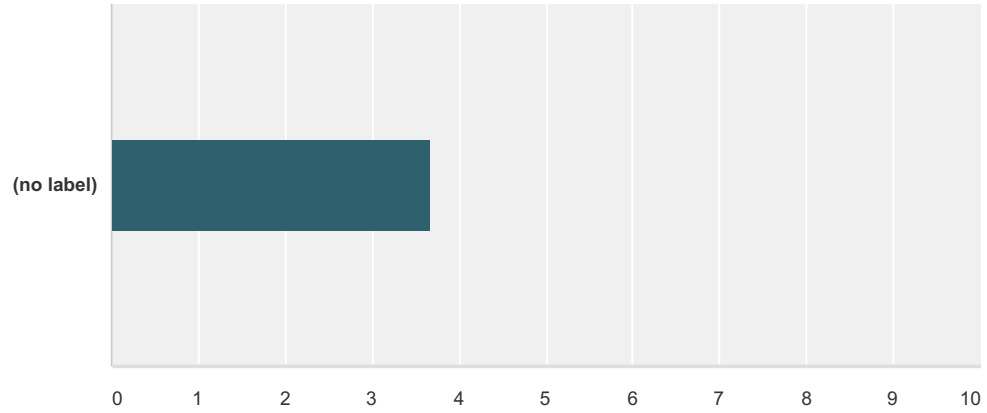
Answered: 3,726 Skipped: 162



	Completely Disagree	(no label)	Neither Agree or Disagree	(no label)	Completely Agree	Total	Weighted Average
(no label)	11.27% 420	22.87% 852	18.33% 683	35.08% 1,307	12.45% 464	3,726	3.15

Q39 I have experienced periods of disinterest or depression.

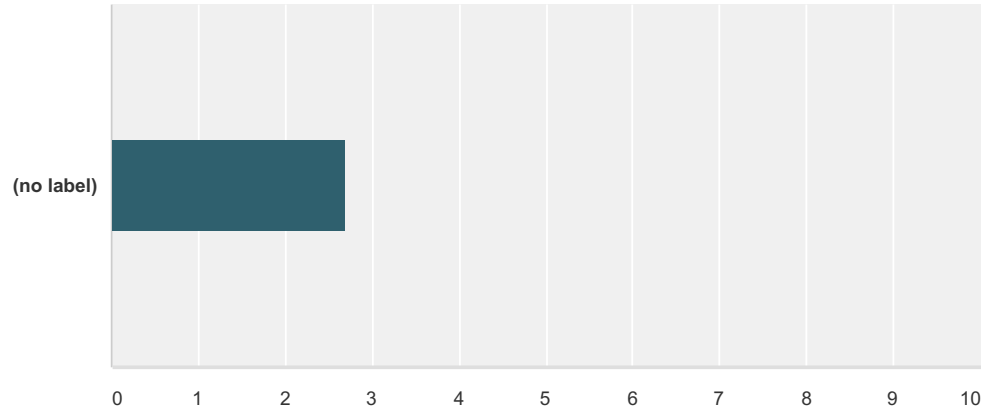
Answered: 3,726 Skipped: 162



	Completely Disagree	(no label)	Neither Agree or Disagree	(no label)	Completely Agree	Total	Weighted Average
(no label)	9.61% 358	12.10% 451	10.74% 400	36.63% 1,365	30.92% 1,152	3,726	3.67

**Q40 I have experienced periods of
disinterest or depression that have lasted
longer than two weeks.**

Answered: 3,726 Skipped: 162

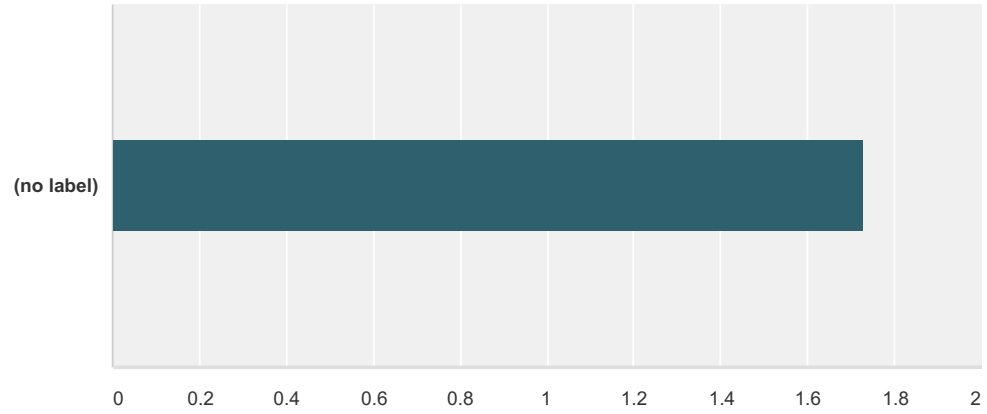


	Completely Disagree	(no label)	Neither Agree or Disagree	(no label)	Completely Agree	Total	Weighted Average
(no label)	32.66% 1,217	21.60% 805	9.13% 340	16.29% 607	20.32% 757	3,726	2.70

SAVMA Wellness Survey

Q41 I have considered harming myself or have harmed myself by cutting, scratching, pulling hair out, etc.

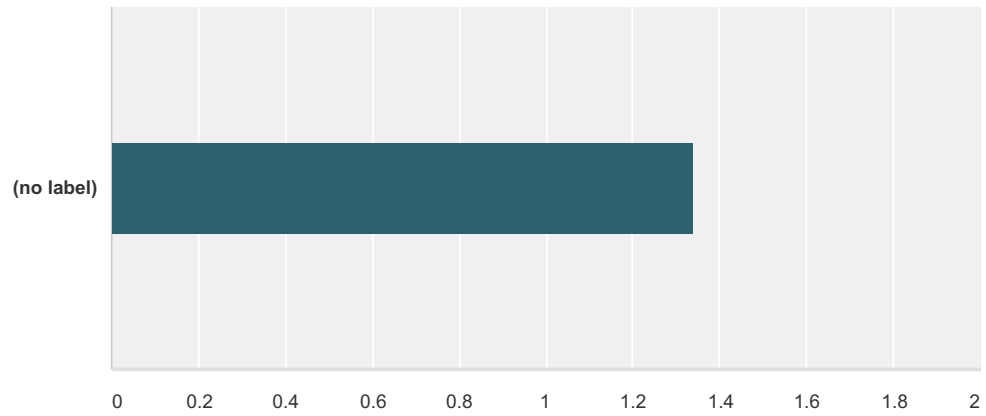
Answered: 3,726 Skipped: 162



	Completely Disagree	(no label)	Neither Agree or Disagree	(no label)	Completely Agree	Total	Weighted Average
(no label)	69.00% 2,571	10.63% 396	5.82% 217	7.51% 280	7.03% 262	3,726	1.73

**Q42 I have considered suicide to the point
that I have put a plan together.**

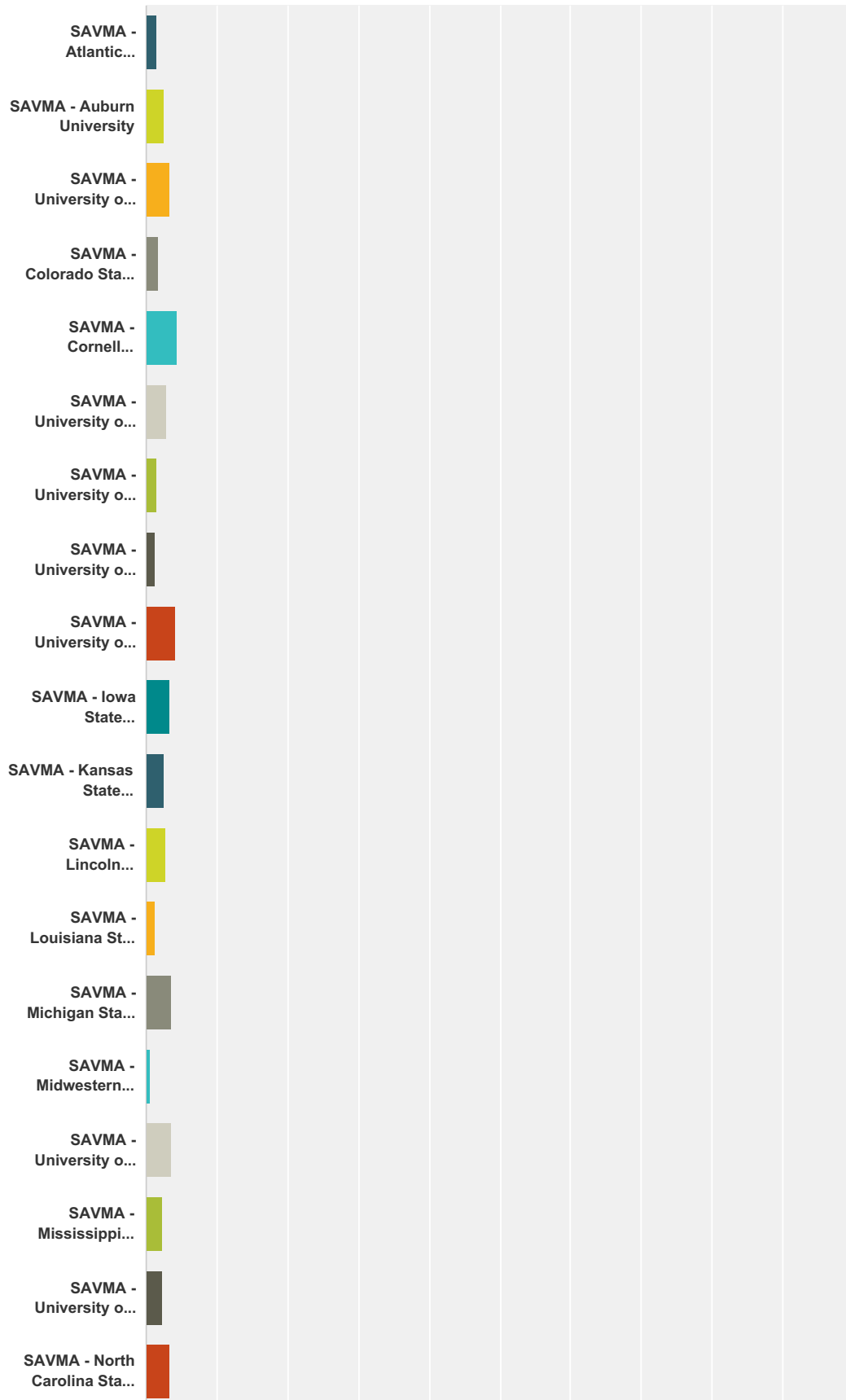
Answered: 3,726 Skipped: 162



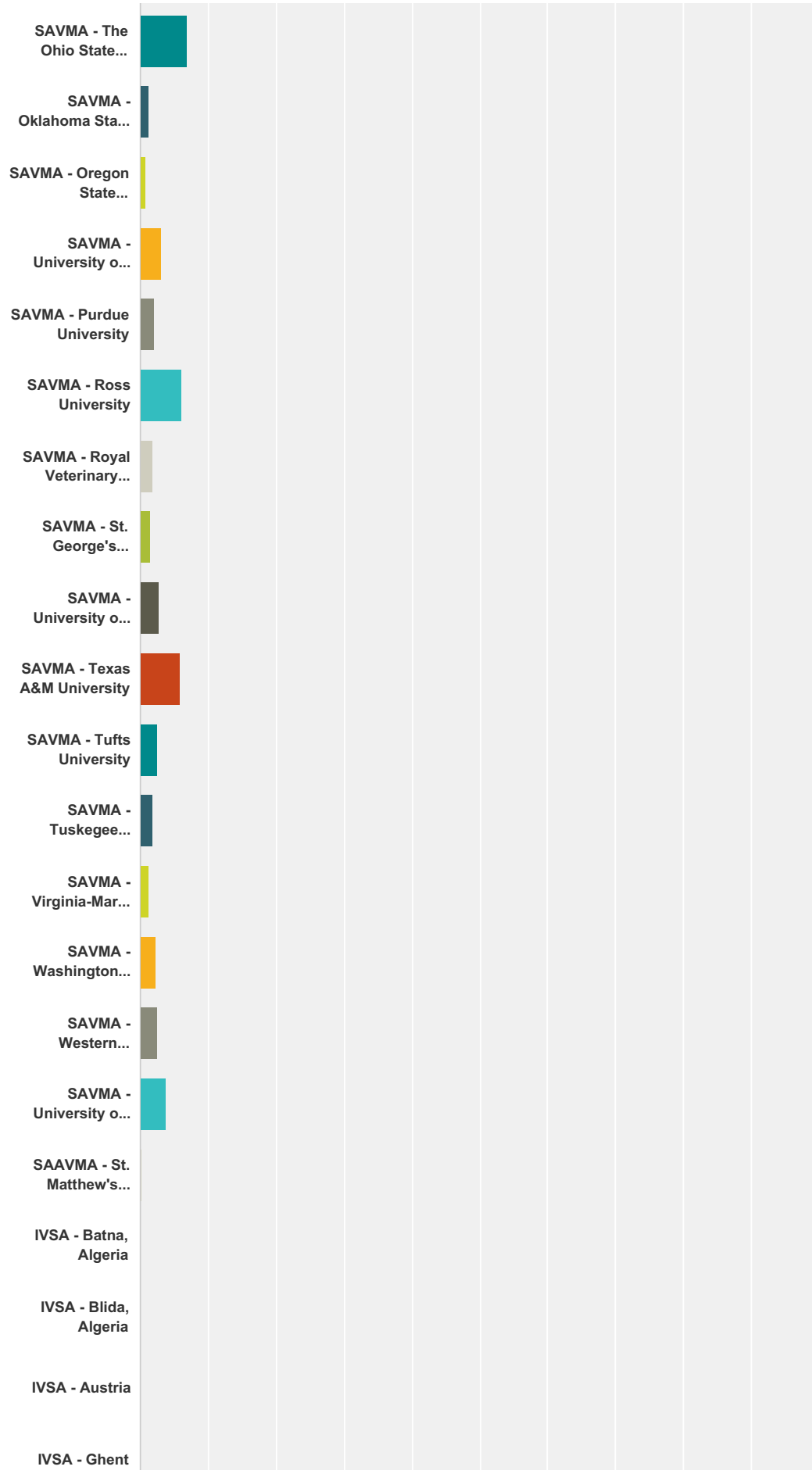
	Completely Disagree	(no label)	Neither Agree or Disagree	(no label)	Completely Agree	Total	Weighted Average
(no label)	82.74% 3,083	7.60% 283	4.59% 171	2.90% 108	2.17% 81	3,726	1.34

Q43 My SAVMA or IVSA Chapter Is

Answered: 3,682 Skipped: 206



SAVMA Wellness Survey



SAVMA Wellness Survey

IVSA - Bosnia
and Herzegovina

IVSA -
Curitiba,...

IVSA - Stara
Zagora

IVSA -
Ngaoundéré,...

IVSA -
Nanjing, China

IVSA - Croatia

IVSA - Brno,
Czech Republic

IVSA - Denmark

IVSA - Assiut,
Egypt

IVSA - Egypt

IVSA - Estonia

IVSA - Ethiopia

IVSA - Finland

IVSA - Alfort,
France

IVSA - Lyon,
France

IVSA - Nantes,
France

IVSA -
Toulouse,...

IVSA - Germany

IVSA - Hannover

IVSA - Berlin

IVSA - Munich

SAVMA Wellness Survey

IVSA - Munich									
IVSA - Giessen									
IVSA - Thessaloniki...									
IVSA - Thessaly,...									
IVSA - Accra									
IVSA - Kumasi									
IVSA - Hungary									
IVSA - Iran									
IVSA - Indonesia									
IVSA - Napoli									
IVSA - Milan									
IVSA - Japan									
IVSA - Irbid, Jordan									
IVSA - Nairobi, Kenya									
IVSA - Prishtina,...									
IVSA - Macedonia									
IVSA - Selangor,...									
IVSA - Kelantan,...									
IVSA - Namibia,...									
IVSA - Nepal									
IVSA - Netherlands									

SAVMA Wellness Survey

IVSA - Abeokuta,...									
IVSA - UNN, Nigeria									
IVSA - Ibadan									
IVSA - Abuja, Nigeria									
IVSA - Norway									
IVSA - Palestine									
IVSA - Philippines									
IVSA - Los Banos									
IVSA - Olsztyn, Poland									
IVSA - Wroclaw, Poland									
IVSA - Warsaw, Poland									
IVSA - Lublin, Poland									
IVSA - Poznan									
IVSA - Krakow									
IVSA - Portugal									
IVSA - Iasi, Romania									
IVSA - Timisoara,...									
IVSA - Cluj-Napoca,...									
IVSA - St Peresbourd,...									
IVSA - Belgrade,...									
IVSA - Kosice, Slovakia									

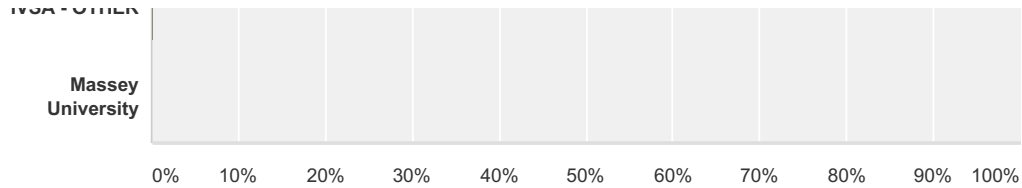
SAVMA Wellness Survey

IVSA - Slovenia									
IVSA - South Africa									
IVSA - South Korea									
IVSA - Barcelona									
IVSA - Murcia									
IVSA - Madrid									
IVSA - Zaragoza, Spain									
IVSA - Leon									
IVSA - Sri Lanka									
IVSA - Sweden									
IVSA - Zurich									
IVSA - Bern									
IVSA - Taiwan									
IVSA - Tunisia									
IVSA - Thailand									
IVSA - Ankara									
IVSA - Bursa									
IVSA - Firat, Turkey									
IVSA - Istanbul,...									
IVSA - Konya, Turkey									
IVSA - Somsun, Turkey									

SAVMA Wellness Survey

IVSA - Makerere,...									
IVSA - UK & Ireland -...									
IVSA - UK & Ireland -...									
IVSA - UK & Ireland - RVC									
IVSA - UK & Ireland -...									
IVSA - UK & Ireland -...									
IVSA - UK & Ireland -...									
IVSA - UK & Ireland -...									
IVSA - UK & Ireland -...									
IVSA - Albania									
IVSA - Queensland									
IVSA - Beijing, China									
IVSA - Mansoura									
IVSA - Kazakhstan									
IVSA - CBSUA									
IVSA - Echague,...									
IVSA - Kayseri, Turkey									
IVSA - Kirikkale,...									
IVSA - Morocco									
IVSA - OTHER									

SAVMA Wellness Survey



Answer Choices	Responses
SAVMA - Atlantic Veterinary College	1.44% 53
SAVMA - Auburn University	2.61% 96
SAVMA - University of California, Davis	3.34% 123
SAVMA - Colorado State University	1.68% 62
SAVMA - Cornell University	4.40% 162
SAVMA - University of Florida	3.01% 111
SAVMA - University of Georgia	1.41% 52
SAVMA - University of Glasgow	1.25% 46
SAVMA - University of Illinois	4.13% 152
SAVMA - Iowa State University	3.42% 126
SAVMA - Kansas State University	2.50% 92
SAVMA - Lincoln Memorial University	2.72% 100
SAVMA - Louisiana State University	1.30% 48
SAVMA - Michigan State University	3.45% 127
SAVMA - Midwestern University	0.54% 20
SAVMA - University of Minnesota	3.59% 132
SAVMA - Mississippi State University	2.36% 87
SAVMA - University of Missouri	2.31% 85
SAVMA - North Carolina State University	3.26% 120
SAVMA - The Ohio State University	6.98% 257
SAVMA - Oklahoma State University	1.20% 44
SAVMA - Oregon State University	0.92% 34
SAVMA - University of Pennsylvania	3.18% 117
SAVMA - Purdue University	2.06% 76
SAVMA - Ross University	6.00% 221
SAVMA - Royal Veterinary College	1.79% 66
SAVMA - St. George's University	1.47% 54
SAVMA - University of Tennessee	2.77% 102

SAVMA Wellness Survey

SAVMA - Texas A&M University	5.95%	219
SAVMA - Tufts University	2.53%	93
SAVMA - Tuskegee University	1.82%	67
SAVMA - Virginia-Maryland RCVI	1.30%	48
SAVMA - Washington State University	2.25%	83
SAVMA - Western University of Health Sciences	2.50%	92
SAVMA - University of Wisconsin	3.78%	139
SAVMA - St. Matthew's University	0.11%	4
IVSA - Batna, Algeria	0.00%	0
IVSA - Blida, Algeria	0.00%	0
IVSA - Austria	0.00%	0
IVSA - Ghent	0.03%	1
IVSA - Bosnia and Herzegovina	0.00%	0
IVSA - Curitiba, Brazil	0.00%	0
IVSA - Stara Zagora	0.00%	0
IVSA - Ngaoundéré, Cameroun	0.00%	0
IVSA - Nanjing, China	0.00%	0
IVSA - Croatia	0.00%	0
IVSA - Brno, Czech Republic	0.00%	0
IVSA - Denmark	0.62%	23
IVSA - Assiut, Egypt	0.00%	0
IVSA - Egypt	0.00%	0
IVSA - Estonia	0.03%	1
IVSA - Ethiopia	0.00%	0
IVSA - Finland	0.00%	0
IVSA - Alfort, France	0.00%	0
IVSA - Lyon, France	0.00%	0
IVSA - Nantes, France	0.03%	1
IVSA - Toulouse, France	0.00%	0
IVSA - Germany	0.00%	0
IVSA - Hannover	0.03%	1
IVSA - Berlin	0.03%	1
IVSA - Munich	0.00%	0
IVSA - Giessen	0.00%	0

SAVMA Wellness Survey

IVSA - Thessaloniki, Greece	0.03%	1
IVSA - Thessaly, Greece	0.00%	0
IVSA - Accra	0.00%	0
IVSA - Kumasi	0.00%	0
IVSA - Hungary	0.05%	2
IVSA - Iran	0.00%	0
IVSA - Indonesia	0.03%	1
IVSA - Napoli	0.00%	0
IVSA - Milan	0.00%	0
IVSA - Japan	0.00%	0
IVSA - Irbid, Jordan	0.00%	0
IVSA - Nairobi, Kenya	0.00%	0
IVSA - Prishtina, Kosovo	0.00%	0
IVSA - Macedonia	0.00%	0
IVSA - Selangor, Malaysia	0.00%	0
IVSA - Kelantan, Malaysia	0.03%	1
IVSA - Namibia, Namibia	0.00%	0
IVSA - Nepal	0.00%	0
IVSA - Netherlands	0.00%	0
IVSA - Abeokuta, Nigeria	0.00%	0
IVSA - UNN, Nigeria	0.00%	0
IVSA - Ibadan	0.00%	0
IVSA - Abuja, Nigeria	0.00%	0
IVSA - Norway	0.00%	0
IVSA - Palestine	0.00%	0
IVSA - Philippines	0.00%	0
IVSA - Los Banos	0.00%	0
IVSA - Olsztyn, Poland	0.00%	0
IVSA - Wrocław, Poland	0.00%	0
IVSA - Warsaw, Poland	0.03%	1
IVSA - Lublin, Poland	0.00%	0
IVSA - Poznan	0.00%	0
IVSA - Krakow	0.03%	1
IVSA - Portugal	0.03%	1
IVSA - Iasi, Romania	0.00%	0

SAVMA Wellness Survey

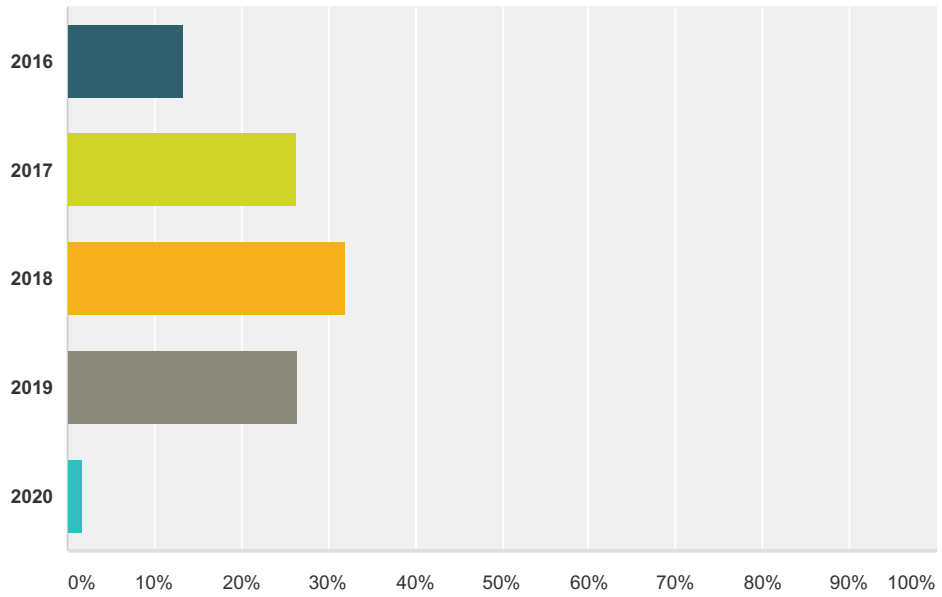
IVSA - Timisoara, Romania	0.00%	0
IVSA - Cluj-Napoca, Romania	0.00%	0
IVSA - St Peresbourd, Russia	0.00%	0
IVSA - Belgrade, Serbia	0.00%	0
IVSA - Kosice, Slovakia	0.00%	0
IVSA - Slovenia	0.00%	0
IVSA - South Africa	0.00%	0
IVSA - South Korea	0.00%	0
IVSA - Barcelona	0.00%	0
IVSA - Murcia	0.00%	0
IVSA - Madrid	0.00%	0
IVSA - Zaragoza, Spain	0.00%	0
IVSA - Leon	0.00%	0
IVSA - Sri Lanka	0.00%	0
IVSA - Sweden	1.41%	52
IVSA - Zurich	0.05%	2
IVSA - Bern	0.00%	0
IVSA - Taiwan	0.00%	0
IVSA - Tunisia	0.03%	1
IVSA - Thailand	0.00%	0
IVSA - Ankara	0.00%	0
IVSA - Bursa	0.00%	0
IVSA - Firat, Turkey	0.00%	0
IVSA - Istanbul, Turkey	0.00%	0
IVSA - Konya, Turkey	0.00%	0
IVSA - Somsun, Turkey	0.00%	0
IVSA - Makerere, Uganda	0.00%	0
IVSA - UK & Ireland - Dublin	0.03%	1
IVSA - UK & Ireland - Bristol	0.00%	0
IVSA - UK & Ireland - RVC	0.95%	35
IVSA - UK & Ireland - Cambridge	0.00%	0
IVSA - UK & Ireland - Glasgow	0.24%	9
IVSA - UK & Ireland - Edinburg	0.03%	1
IVSA - UK & Ireland - Nottingham	0.52%	19
IVSA - UK & Ireland - Liverpool	0.08%	3

SAVMA Wellness Survey

IVSA - UK & Ireland - Surrey	0.05%	2
IVSA - Albania	0.00%	0
IVSA - Queensland	0.00%	0
IVSA - Beijing, China	0.03%	1
IVSA - Mansoura	0.00%	0
IVSA - Kazakhstan	0.03%	1
IVSA - CBSUA	0.00%	0
IVSA - Echague, Isabela	0.00%	0
IVSA - Kayseri, Turkey	0.00%	0
IVSA - Kirikkale, Turkey	0.00%	0
IVSA - Morocco	0.00%	0
IVSA - OTHER	0.24%	9
Massey University	0.00%	0
Total		3,682

Q44 My anticipated graduation year is

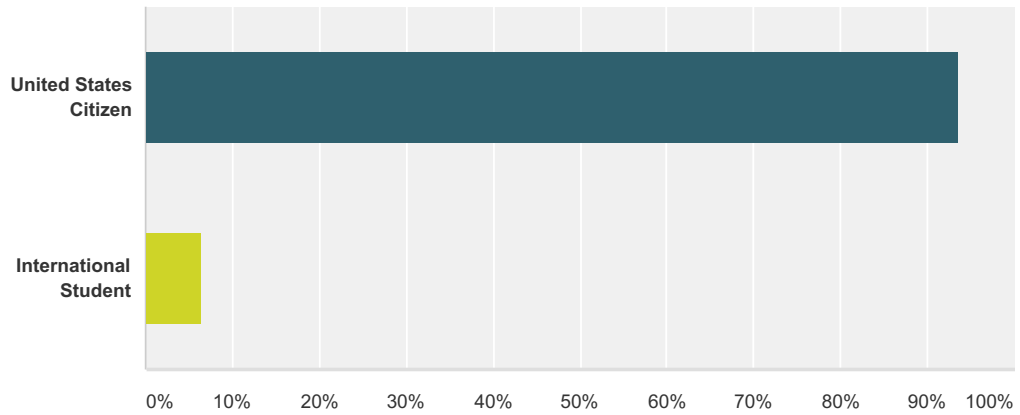
Answered: 3,682 Skipped: 206



Answer Choices	Responses	
2016	13.28%	489
2017	26.37%	971
2018	31.97%	1,177
2019	26.62%	980
2020	1.77%	65
Total		3,682

Q45 My citizenship status is

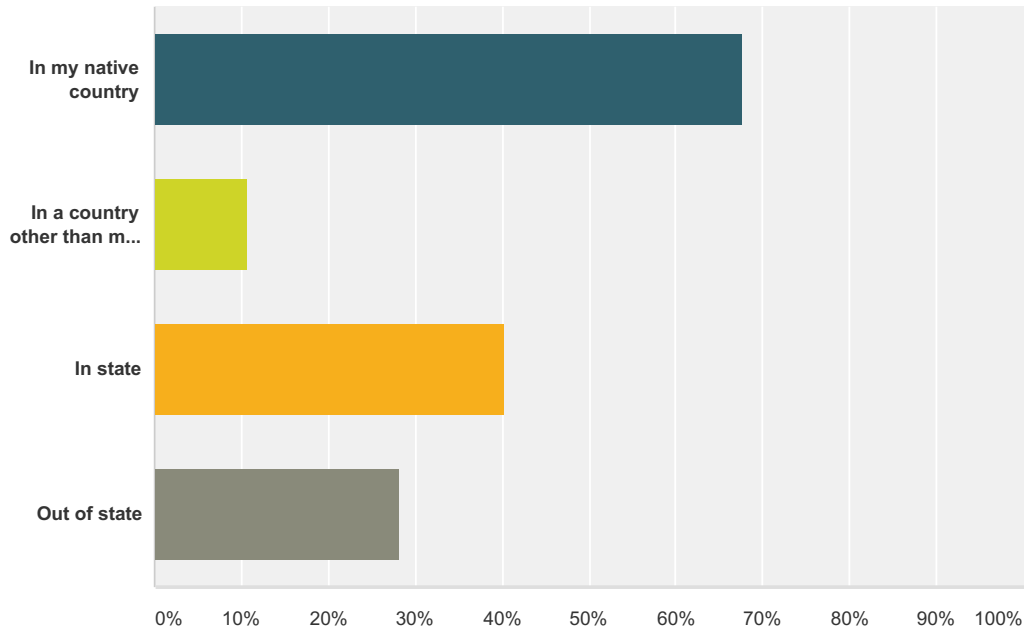
Answered: 3,565 Skipped: 323



Answer Choices	Responses	
United States Citizen	93.46%	3,332
International Student	6.54%	233
Total		3,565

Q46 I am attending veterinary school

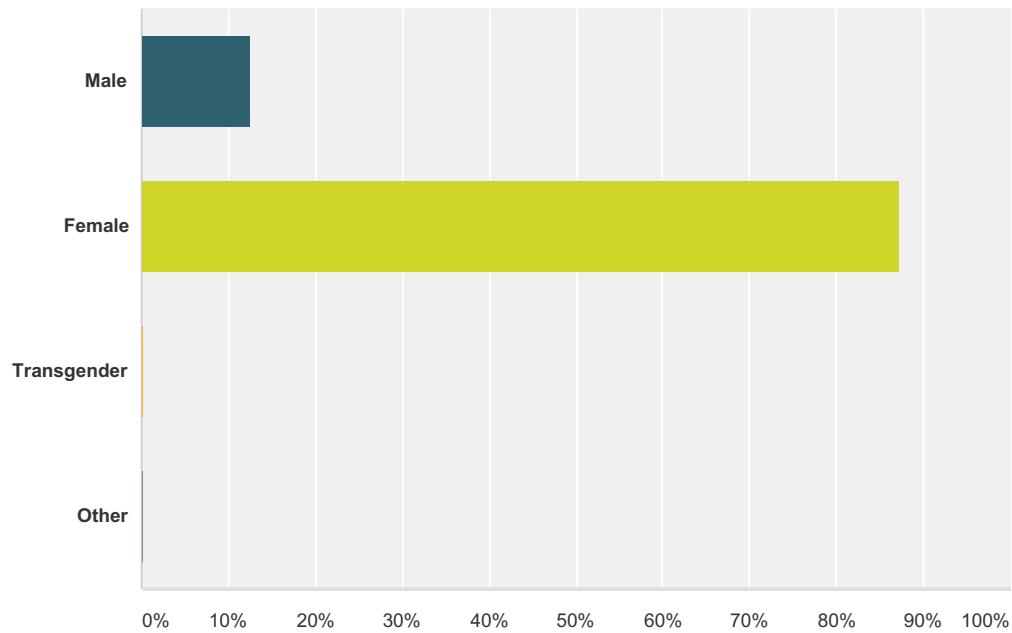
Answered: 3,625 Skipped: 263



Answer Choices	Responses	
In my native country	67.70%	2,454
In a country other than my own	10.70%	388
In state	40.19%	1,457
Out of state	28.08%	1,018
Total Respondents: 3,625		

Q47 I identify my gender as

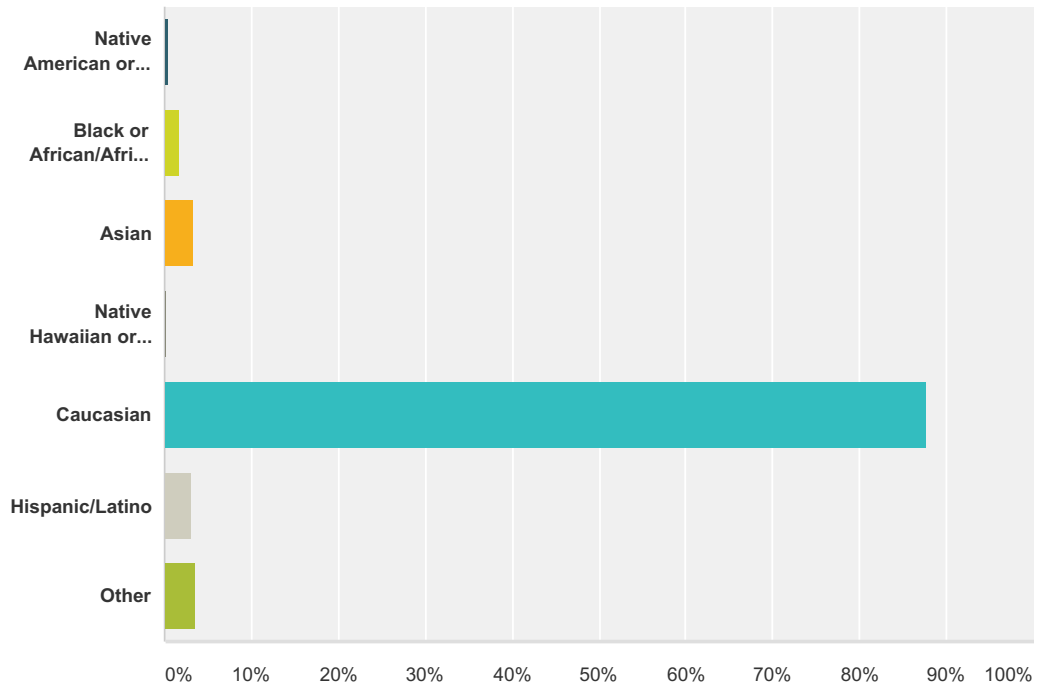
Answered: 3,609 Skipped: 279



Answer Choices	Responses	
Male	12.44%	449
Female	87.23%	3,148
Transgender	0.22%	8
Other	0.25%	9
Total Respondents: 3,609		

Q48 I identify my race as

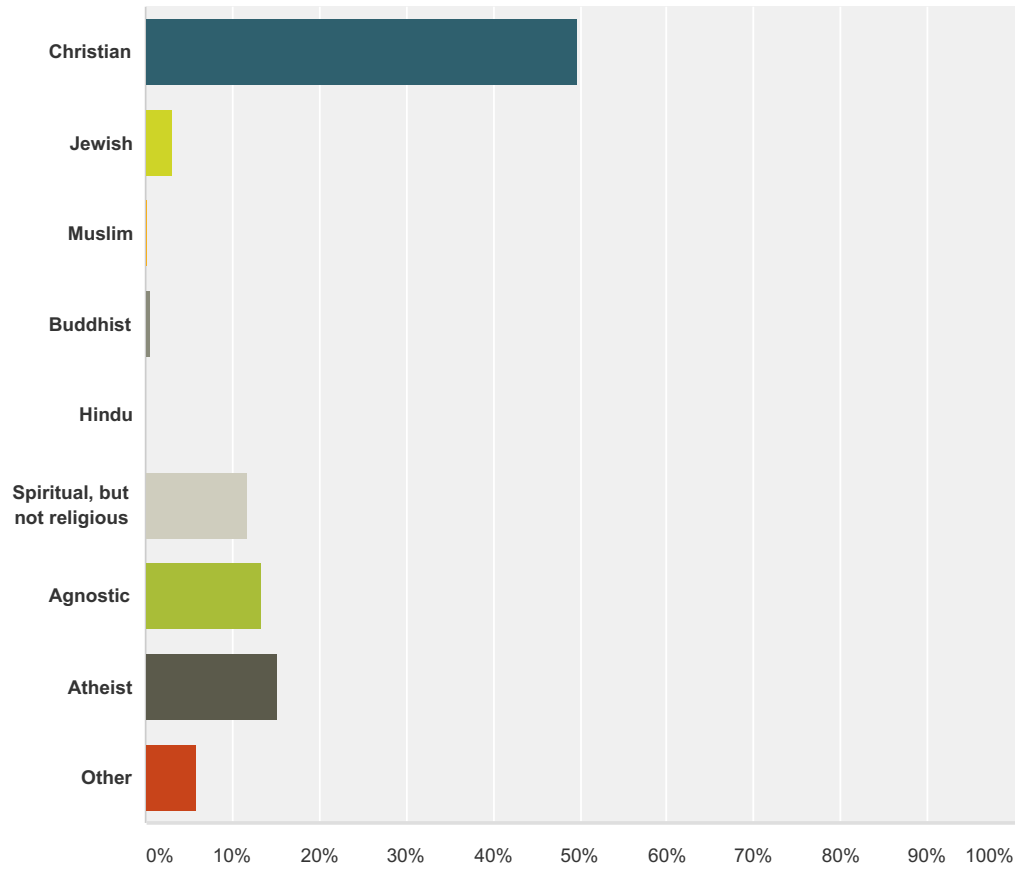
Answered: 3,567 Skipped: 321



Answer Choices	Responses	
Native American or Alaskan Native	0.45%	16
Black or African/African American	1.74%	62
Asian	3.25%	116
Native Hawaiian or Other Pacific Islander	0.14%	5
Caucasian	87.78%	3,131
Hispanic/Latino	3.03%	108
Other	3.62%	129
Total		3,567

Q49 I identify my religious views as

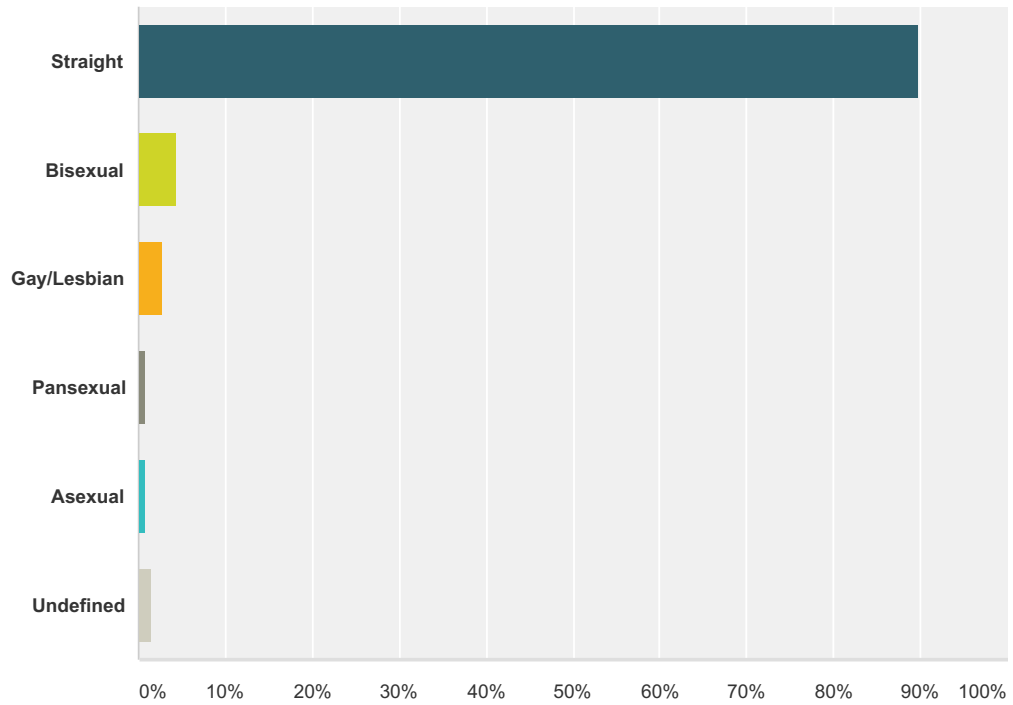
Answered: 3,558 Skipped: 330



Answer Choices	Responses	
Christian	49.78%	1,771
Jewish	3.18%	113
Muslim	0.14%	5
Buddhist	0.65%	23
Hindu	0.06%	2
Spiritual, but not religious	11.61%	413
Agnostic	13.46%	479
Atheist	15.29%	544
Other	5.85%	208
Total		3,558

Q50 I identify my sexual orientation as

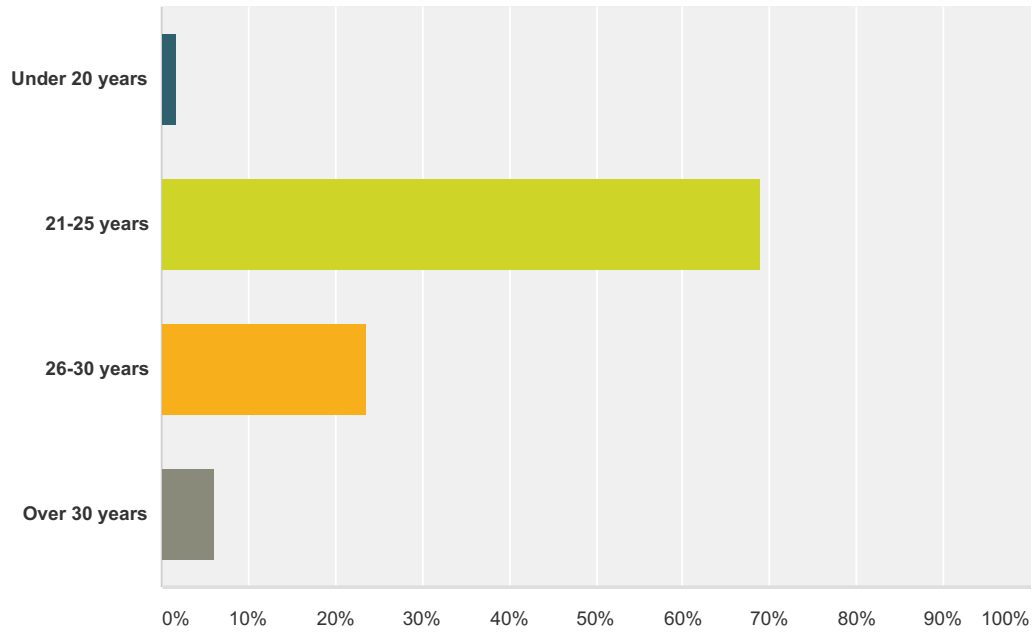
Answered: 3,606 Skipped: 282



Answer Choices	Responses
Straight	89.74% 3,236
Bisexual	4.38% 158
Gay/Lesbian	2.75% 99
Pansexual	0.83% 30
Asexual	0.89% 32
Undefined	1.41% 51
Total	3,606

Q51 My age is

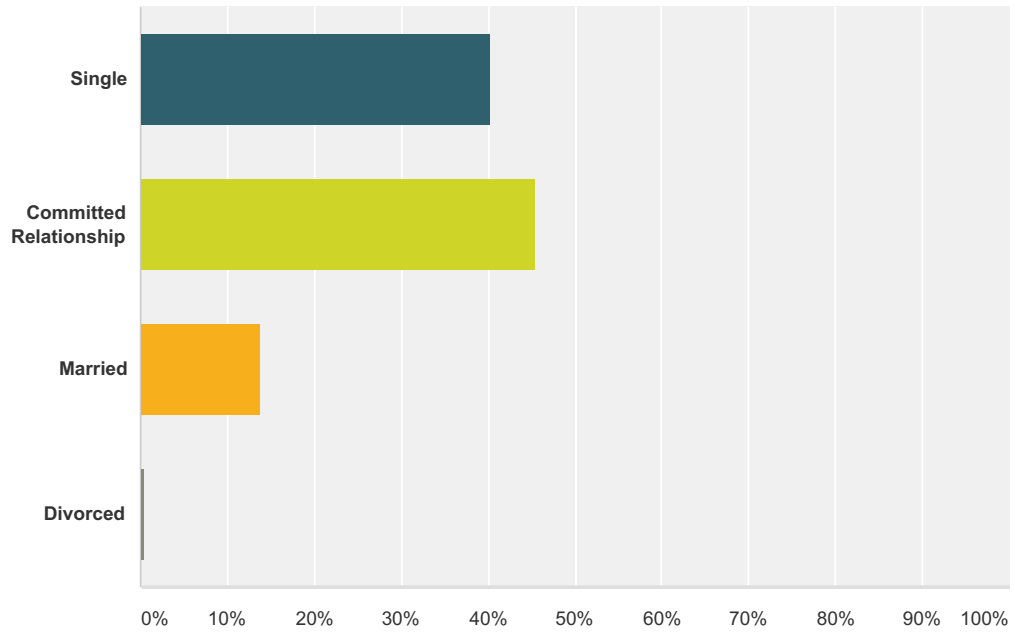
Answered: 3,603 Skipped: 285



Answer Choices	Responses	
Under 20 years	1.58%	57
21-25 years	68.80%	2,479
26-30 years	23.51%	847
Over 30 years	6.11%	220
Total		3,603

Q52 My relationship status is

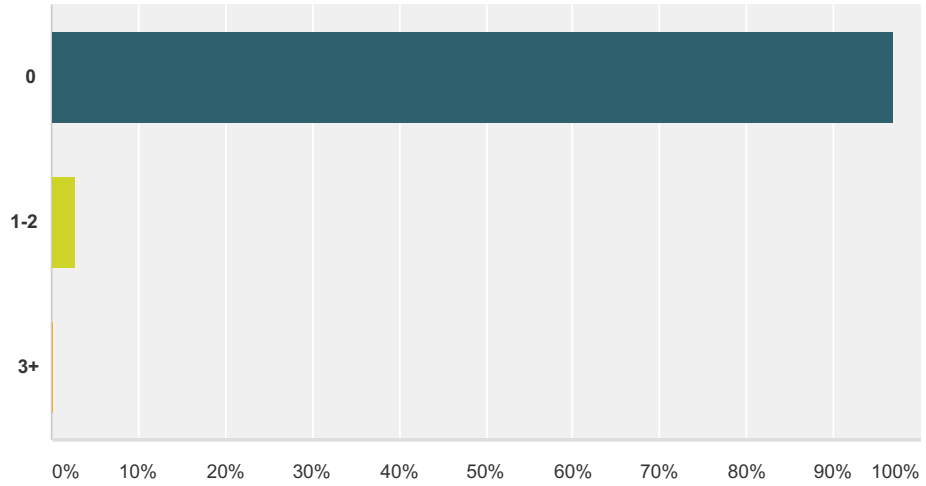
Answered: 3,613 Skipped: 275



Answer Choices	Responses	
Single	40.22%	1,453
Committed Relationship	45.53%	1,645
Married	13.76%	497
Divorced	0.50%	18
Total		3,613

Q53 I provide for and/or have parental involvement with the following number of children:

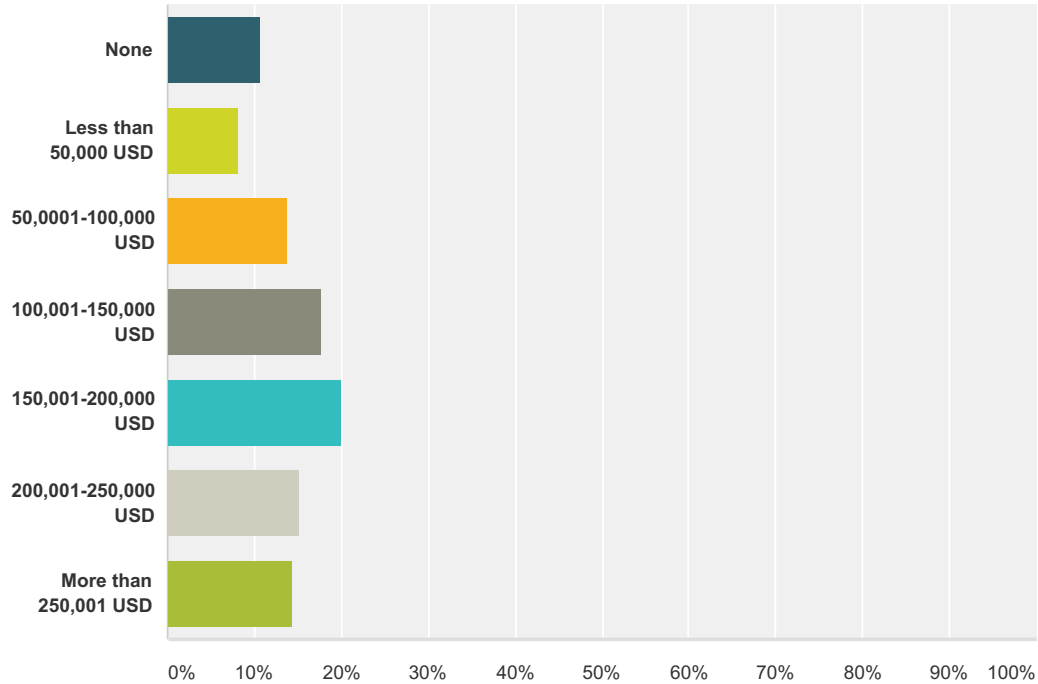
Answered: 3,614 Skipped: 274



Answer Choices	Responses	
0	96.96%	3,504
1-2	2.79%	101
3+	0.25%	9
Total		3,614

Q54 My estimated student debt load at the time of graduation from veterinary school will be:

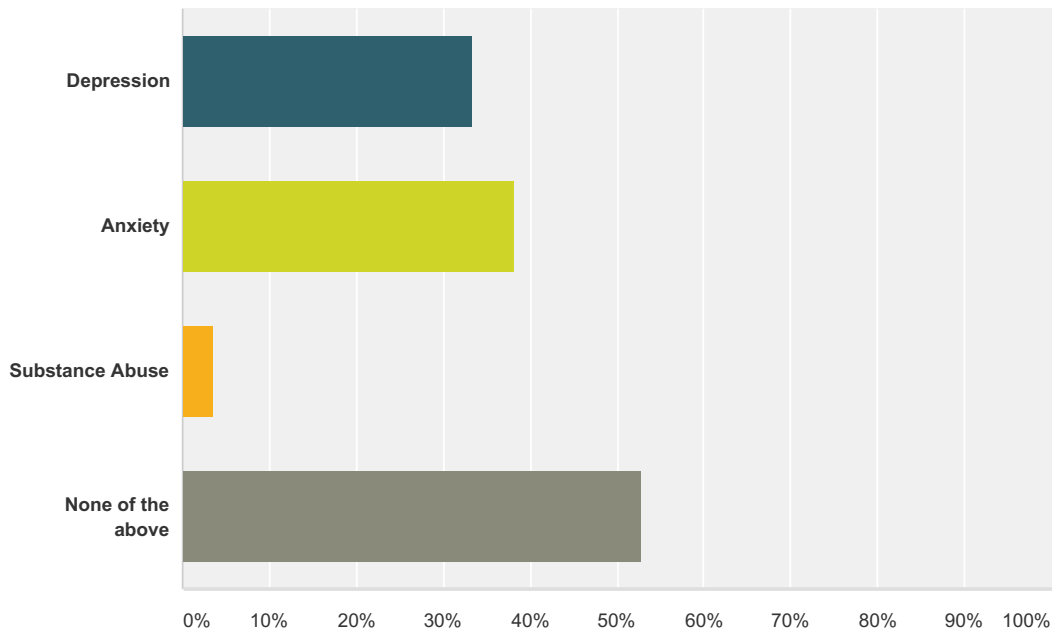
Answered: 3,581 Skipped: 307



Answer Choices	Responses	
None	10.61%	380
Less than 50,000 USD	8.10%	290
50,0001-100,000 USD	13.74%	492
100,001-150,000 USD	17.79%	637
150,001-200,000 USD	20.13%	721
200,001-250,000 USD	15.16%	543
More than 250,001 USD	14.47%	518
Total		3,581

Q55 I have a personal history (suspected or diagnosed) of

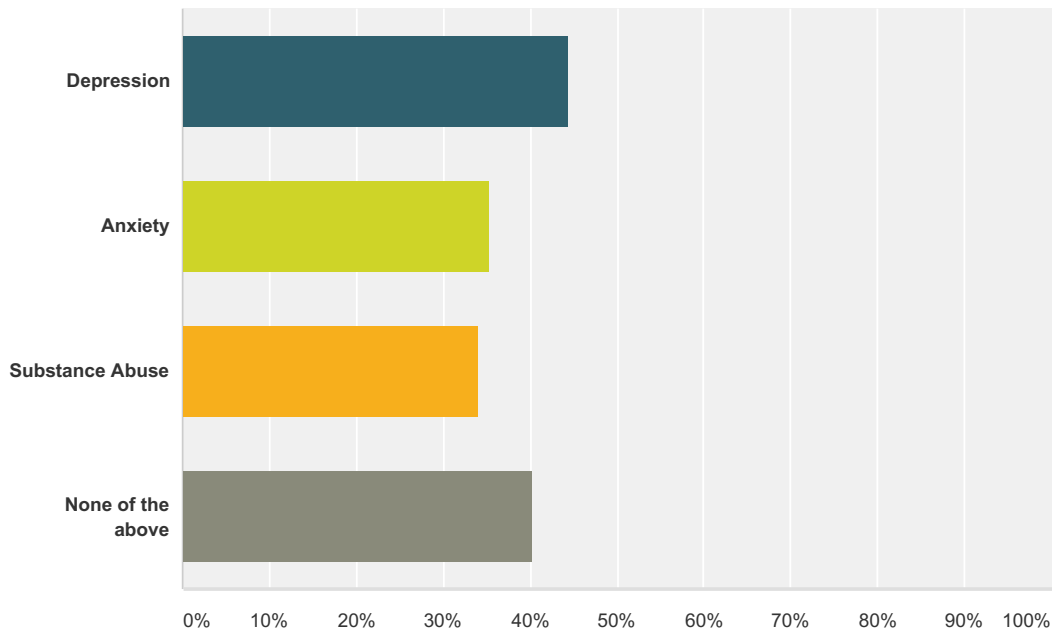
Answered: 3,215 Skipped: 673



Answer Choices	Responses	
Depression	33.34%	1,072
Anxiety	38.29%	1,231
Substance Abuse	3.61%	116
None of the above	52.91%	1,701
Total Respondents: 3,215		

Q56 I have a family history (suspected or diagnosed) of

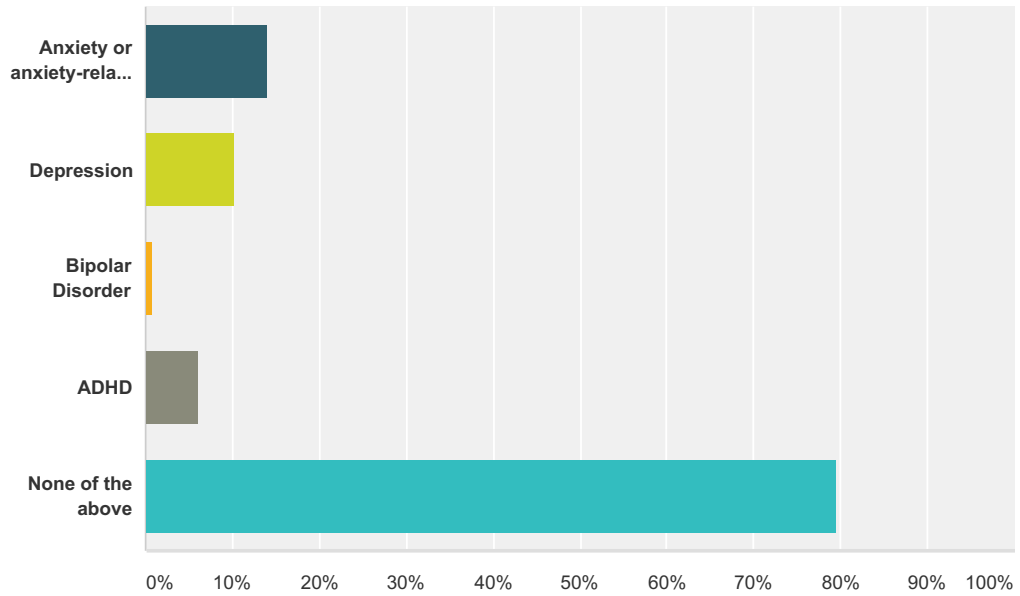
Answered: 3,197 Skipped: 691



Answer Choices	Responses	
Depression	44.42%	1,420
Anxiety	35.28%	1,128
Substance Abuse	34.09%	1,090
None of the above	40.26%	1,287
Total Respondents: 3,197		

Q57 I currently take medication for the following diagnosed conditions:

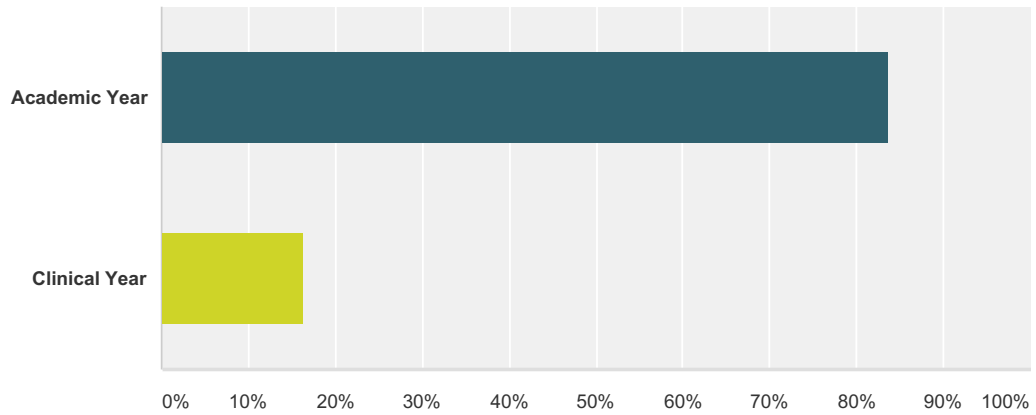
Answered: 3,206 Skipped: 682



Answer Choices	Responses	
Anxiety or anxiety-related disorders	13.94%	447
Depression	10.17%	326
Bipolar Disorder	0.90%	29
ADHD	6.14%	197
None of the above	79.54%	2,550
Total Respondents: 3,206		

Q58 I am currently in a

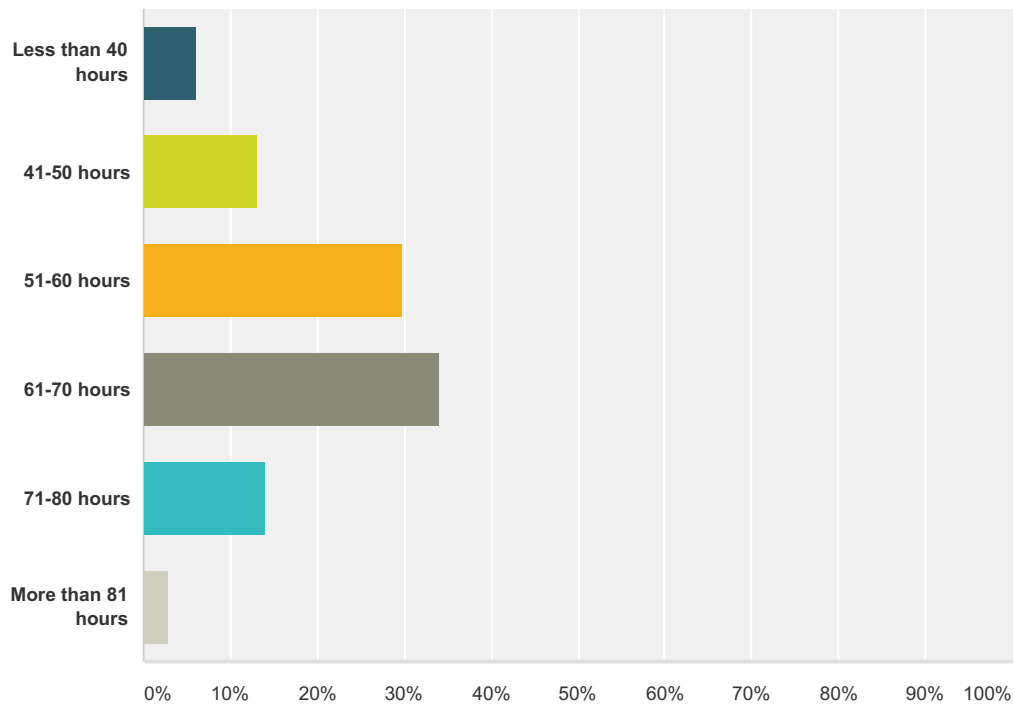
Answered: 3,633 Skipped: 255



Answer Choices	Responses	
Academic Year	83.79%	3,044
Clinical Year	16.21%	589
Total		3,633

Q59 During my clinical year, the average amount of hours I work each week is:

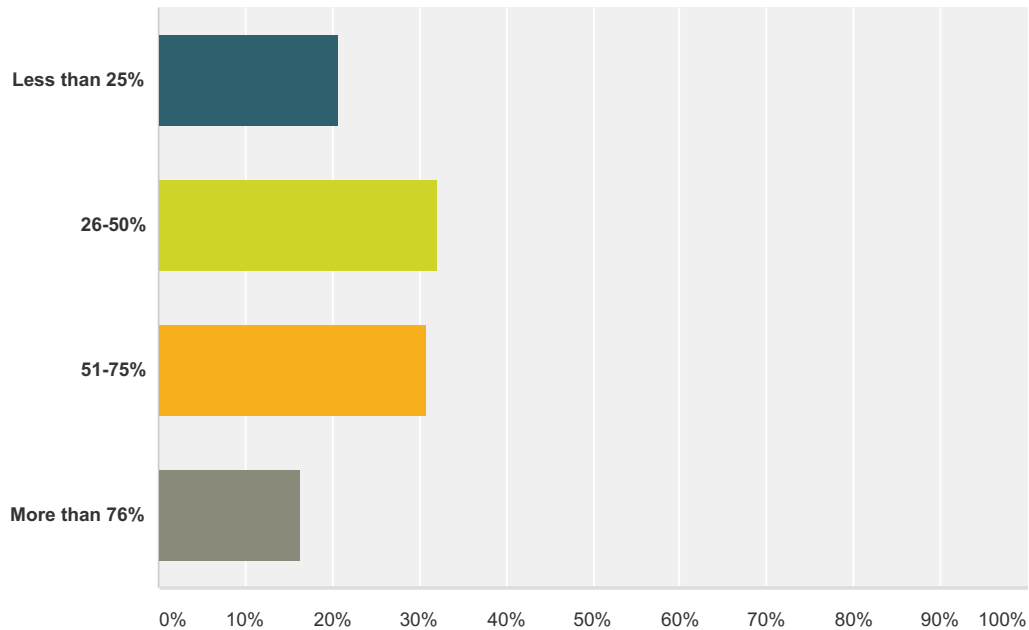
Answered: 604 Skipped: 3,284



Answer Choices	Responses
Less than 40 hours	6.13% 37
41-50 hours	13.08% 79
51-60 hours	29.80% 180
61-70 hours	33.94% 205
71-80 hours	14.07% 85
More than 81 hours	2.98% 18
Total	604

Q60 During my clinical year, what percentage of my rotations require a work week greater than 60 hours per week?

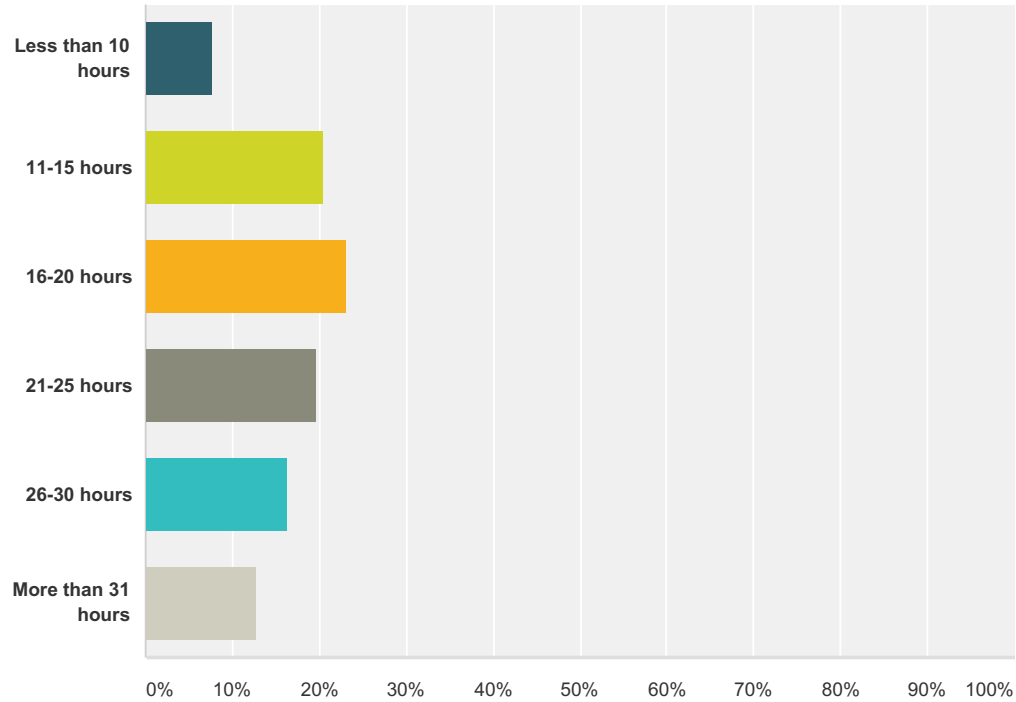
Answered: 583 Skipped: 3,305



Answer Choices	Responses	
Less than 25%	20.58%	120
26-50%	32.25%	188
51-75%	30.87%	180
More than 76%	16.30%	95
Total		583

Q61 On average, how many hours per week do I spend studying for veterinary school outside of class?

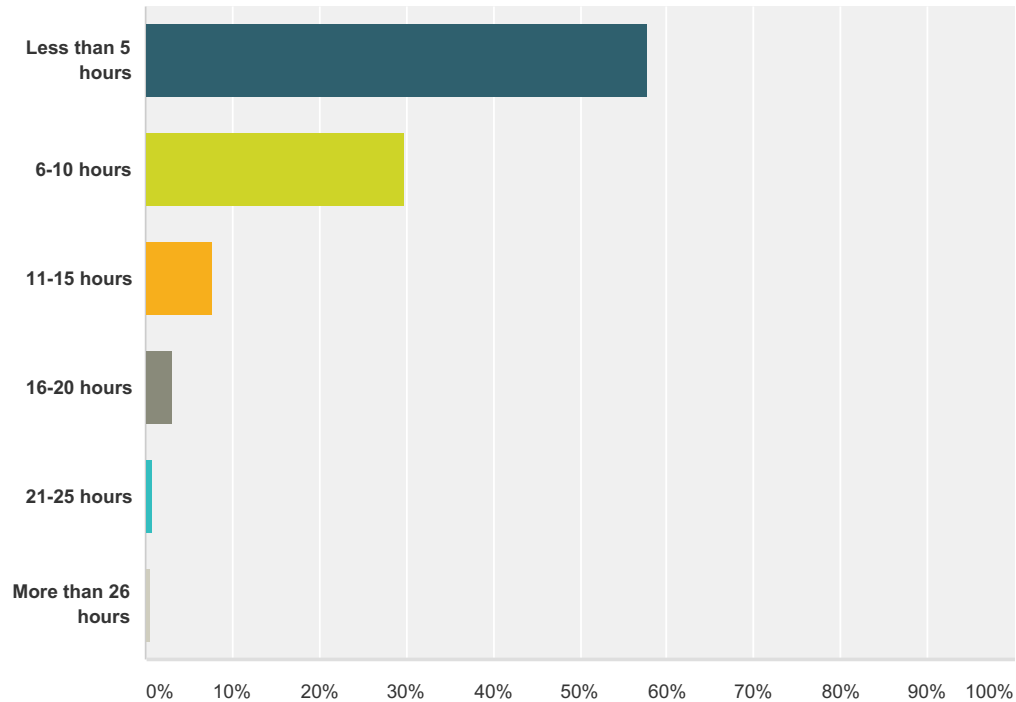
Answered: 3,636 Skipped: 252



Answer Choices	Responses	
Less than 10 hours	7.65%	278
11-15 hours	20.38%	741
16-20 hours	23.24%	845
21-25 hours	19.72%	717
26-30 hours	16.34%	594
More than 31 hours	12.68%	461
Total		3,636

Q62 On average, how many hours per week do I spend in extracurricular activities? (clubs, leadership roles, company representative positions, etc.)

Answered: 3,634 Skipped: 254



Answer Choices	Responses	
Less than 5 hours	57.93%	2,105
6-10 hours	29.83%	1,084
11-15 hours	7.79%	283
16-20 hours	3.19%	116
21-25 hours	0.74%	27
More than 26 hours	0.52%	19
Total		3,634