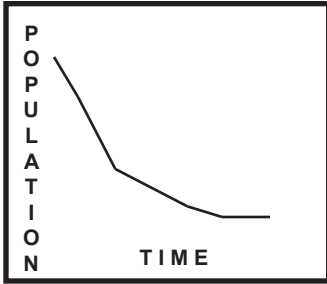






100 YEARS AFTER CAPTAIN COOK'S ARRIVAL IN HAWAII, 80% OF THE ORIGINAL HAWAIIANS DIED.



FOREIGNERS BROUGHT IN GERMS AND VIRUSES THAT THE ISOLATED HAWAIIANS WERE NEVER EXPOSED TO BEFORE.



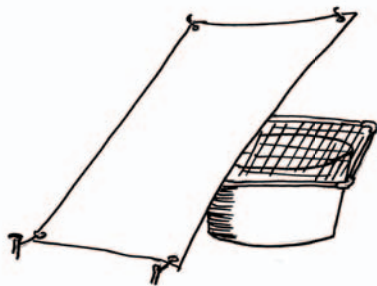
YOUR NEW FISH COULD INTRODUCE BUGS THAT YOUR POND FISH HAVE NEVER BEEN EXPOSED TO. THAT'S WHY WE QUARANTINE.



TO SET UP A QUARANTINE TANK, YOU NEED A STOCK TANK OR A KIDDIE POOL THAT IS AT LEAST 2 FT DEEP. CLEAN IT WITH "SIMPLE GREEN" AND RINSE WELL.



MAKE A COVER OF SOFT NETTING SO THE FISH CAN'T JUMP OUT. PUT SOME SHADE OVER THE TANK.



WHEN YOU FILL THE TANK WITH WATER, MAKE SURE YOU FIRST USE A DECHLORINATOR. CHLORINE IN TAP WATER IS THE NUMBER 1 KILLER OF FISH!





MAKE SURE YOU ADD AN AMMONIA REMOVER LIKE "AMQUEL", "CLORAM-X", OR "PRIME". AMMONIA WILL BURN THE GILLS OF FISH. AMMONIA IS THE NUMBER 2 KILLER OF FISH.

*KILLED BY AMMONIA
(FROM FISH WASTE)*



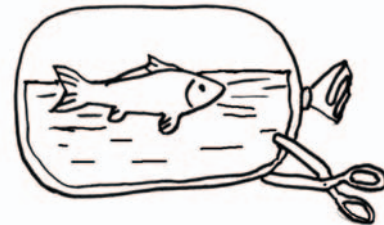
ADD AIR USING AN AIR PUMP AND AIR STONES. FISH NEED LOTS OF OXYGEN, ESPECIALLY WHEN IT'S ABOVE 80°F. (USE A WATER THERMOMETER).



TO REDUCE FISH STRESS, ADD SOLAR SALT (USED FOR WATER SOFTENERS) OR POND SALT (CRYSTALS, NOT PELLETS) TO 0.3% (ABOUT 3 POUNDS PER 100 GALLONS OF WATER). DIVIDE SALT INTO 3 DOSES AND ADD EVERY 8 HOURS.




CUT THE BAG WITH BLUNT SAFETY SCISSORS WITHOUT HURTING THE FISH, AND REMOVE THE BAG WATER. NEVER MIX THE BAG WATER WITH THE TANK OR POND WATER.



GENTLY RELEASE THE FISH INTO THE TANK.



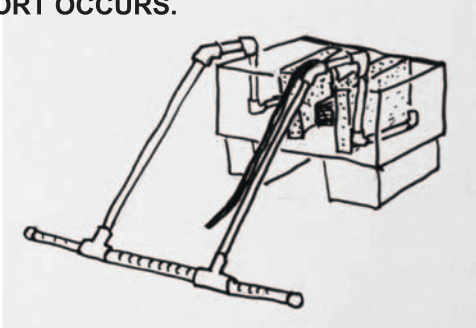
SINCE THE QUARANTINE PERIOD IS AT LEAST 3 WEEKS, YOU WILL NEED TO BUY OR BUILD A SMALL FILTER. HERE IS A SIMPLE ONE FROM KOIVET.COM.




IT'S A SUBMERSIBLE WATER PUMP FITTED TO A LARGE OPEN CELL FOAM USING A 4 INCH FLOOR DRAIN AND REDUCERS.




THIS DESIGN FROM SPIKE COVER (AKCA) IS MORE COMPLEX, BUT THE FISH FECES IS SUCKED OUT BY THE SLOTTED PIPE. THE FILTER IS HOUSED IN A STURDY PLASTIC FILE BOX. BE SURE TO PLUG INTO A GFCI (GROUND FAULT CIRCUIT INTERRUPTER) CIRCUIT SO IT WILL INSTANTLY SHUT DOWN WHEN A SHORT OCCURS.



YOU NEED TO SEED THE FILTER WITH GOOD BACTERIA FROM YOUR POND, OR BUY FRITZ-ZYME "TURBO START".



DON'T FEED THE FISH FOR THE FIRST 3 DAYS. YOU WILL NEED TO DO WATER CHANGES, ABOUT 50% PER WEEK OR 25% EVERY 3 DAYS. REMEMBER TO ADD DECHLORINATOR, AND AMMONIA REMOVER. ADD SALT TO BRING SALINITY BACK TO 0.3% (USE A SALT TESTER).



TEST YOUR WATER EVERY DAY FOR AMMONIA, NITRITE AND PH. FOR ACCURACY, ONLY USE LIQUID TEST KITS THAT ARE NO OLDER THAN ONE YEAR. GET A KIT THAT INCLUDES A SALT TEST.



AMMONIA



NITRITE

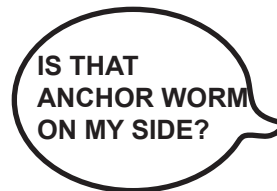


pH

OBSERVE THE NEW FISH FOR ABNORMAL BEHAVIOR, LIKE "FLASHING" - THE FISH TRY TO SCRATCH THEIR SIDES..



CHECK FOR SORES, WOUNDS, OR ANCHOR WORMS DANGLING FROM THEIR SIDES.






GET A KOI HEALTH ADVISOR OR A FISH VET TO SCRAPE THE FISH AND LOOK UNDER THE MICROSCOPE FOR SMALL PARASITES.



IF THERE IS A PROBLEM, IT MUST BE TREATED FIRST. BETTER IN THE QUARANTINE TANK THAN IN YOUR BIG POND.



IF THERE IS NO PROBLEM AFTER 4 WEEKS, THEN YOU CAN INTRODUCE A "CANARY FISH" THAT YOU DON'T MIND LOSING.



AFTER 3 WEEKS, IF YOUR "CANARY FISH" SURVIVES, THEN MOST LIKELY YOUR OTHER POND FISH WILL ADAPT TO THE NEW FISH TOO.



YOU CAN PUT YOUR NEW FISH IN THE POND! QUARANTINE OVER! IF YOU DON'T KNOW HOW TO USE A SOCK NET, ASK A KOI CLUB MEMBER.

TWIST SOCK NET INWARDS TO CLOSE



ANY QUESTIONS, PLEASE CONTACT US. OUR E-MAILS ARE ON WWW.DALLASKOIKICHI.ORG

This is not a definitive reference on quarantine. This is a simplified guide to jump start people new to koi keeping who have no experience of quarantine procedures. This guide does not cover heaters, treatment of specific parasites, or Koi Herpes Virus (KHV) avoidance protocol. Join a koi club to learn more.

Koi Tales
by BenSoedjono



© 2006