



The Plastic Whittler



Our Next Meeting:

Our next meeting will be on **Monday, June 20th, 6:30 pm**, at HobbyTown USA! As per custom we're going to wrap up at 8 PM and go to Logan's for dinner.

The Monthly Newsletter of:
IPMS/AMPS/Chattanooga Scale Modelers Association
Lynn Petty - Chapter Contact
hlpetty1@gmail.com

<http://www.chattanoogascalemodelers.com>

Ben Gibby —Webmaster

UPCOMING EVENTS	DATE
Next Meeting	6/20/2016
Build Day (June)	6/18/2016
ScottCon 2016	6/11/2016
Build Day	7/23/2016
IPMS Nationals	8/3-6/2016
Build Day	8/20/2016
IPMS Huntsville	9/24/2016
FreeTime Fall Festival	10/8/2016
Chattanooga ModelCon	1/6&7/2017

Emanuel's Roving Lens: See Page 13.

This is a supplement to the photos that John Brooks shared at the last meeting. See a Neptune while you can!

Swap Meet at HobbyTown Knoxville: See page 15 & 16

Photos from our Last Build Day: Page 17 thru 18

Memorial Day Moment: Pages 19 and 20.

Show Flyers through the rest of the newsletter

Here we go.....

DRAGON Panzer III Ausf. G "Afrika Korp"

In spite of his recent issues Jack crawled to his computer keyboard and sent us an article. Check out the latest from Jack Bruno. See page 2 and 3.

Photos from our Last Meeting: See pages 4 thru 8.

Warner Robins Show Report(s): See Page 9.

Note our next Build day is July 23

That is a popular event where several of us just gather and bring a model to actually work on. Some folks have some pretty nice little travelling tool boxes with knives, sandpaper, and airbrushes to use on their models. Turns out modeling can be a social event! We usually gather at around 10:30 and quit when we get hungry around 2 or so. No hard and fast rules. Just fun!

DRAGON Panzer III Ausf. G "Afrika Korp"

Built By Jack Bruno

Many years ago I started to acquire a bunch of old mold DRAGON kits on the cheap. With a little care these gems can be built into something special. I had the opportunity to build the Ausf. G version because, of all things, I picked up the old decal sheet (ECHELON) of Afrika Korp Tanks and it featured several from the respected Panzer Divisions.

Following the instructions everything step was fluid and I again deviated by lopping off some fenders to give the machine that beat up look. I also opted for a "luggage" rack and elected to mount the turret water cans on the side. Of note: The track (hollow horn, 38cm) is correct for this and other early Panzer III variants.....use it!!!) The building of the track was very easy and a lot cheaper than popping \$40 or more for metal. However, I did splurge on an order from Poland and restocked and used the drilled out bow/coaxial MG42 barrels. Just like a Pepsi, GOTTA HAVE IT.

Still lacking a desert look I added my miliput sandbagz which I used a new #11 blade to sculpt the stitching.



BALLZZZ!!!! Having some of the putty left over I rolled it into a tarp and used it on the back side. I did that with a young lass once but again, another newsletter. The finishing touch was an old TANK WORKSHOP gun mantlet with cover that used. Solder wire was for the missing electrical leads and used for tie downs on the turret water cans.

Following an all Black primer coat three different dark yellows were used for the base coat. Gloss coat now followed and decals were set. Another gloss coat followed and oil washes, oil dry brushing and more highlights were added. The OVT were given oil wood grain effect and sealed with the flat coat which was three misting

Continued next page


applications. MIGMENTS followed with attention to the exhaust and running gear. DONE.

Very nice kit for your collection and I'm starting several vehicles in this genre so be watching. A Crusader is on the table now.....but.....I would like to take a time out and THANK everyone for their thoughts and prayers. My Ex-Wife, Shari, noticed a big change and took me to the ER while I was having a heart attack and sugar spike. Long Road ahead but I'll be fine so THANK YOU!!!!
Jack



Dave Beckman	
Dave Blackwell	– 1/48 Italeri RF4-E Phantom (in box)
John Brooks	– Photos of Neptune Fire Bomber at Lovell Field and Photos of Golden Knights pre-op and in flight
Bob Colbert	– Mattel Vacuform Upgrade parts and explanation
Mike Fiore	– 1/32 Wing Nut Wings Gotha GIV W.I.P.
George Fugett	– Osprey Tank vs Tank Books: Panther vs Sherman and PZ III vs Somua S35
Tom Gaston	– Various boxes of discounted sales items just purchased off the shelf but hidden from view
Ben Gibby	
Gary Haars	
Jeff Mattheiss	
Mike Moore	
Emanuel Roland	– Photos
David Scott	– 1/35 Diorama: Napoleon and his Marshals at Waterloo in glass case; 1/16 figure conversion to John Mosby with horse; book – Ranger Mosby; book – Painting Figures
Tim Simmons	
Ed Sunder	– 1/72 Revell JS-39C Griffen

Photos from our last meeting





**Photos from
our last
meeting**



**Photos from
our last
meeting**



Photos from
our last
meeting



Photos from our last meeting



A Warm Summer's Day – South Georgia

I hadn't been to a Scott IPMS Chapter show in a few years and decided I needed to return to visit the very fine fellows and their party. Party it was, too, as I totally missed that it was their 40th Anniversary of being a club. Congratulations!

No, I-75 is not getting much better construction-wise and the heat index got a little rough but the show was worth it. The venue is the same being in one of the aircraft museum show hangars. Each time I go, I end up seeing something that I know has been there but had not noticed in the past. History can be quite fun.





The size of the show was not huge but that was not an issue. There were quite nice models to enjoy, some GREAT deals at some of the vendors, and a splendid time of being harassed by Mike Moore ... I mean shooting the breeze with lots of other modelers.

Lynn got some pictures of some of the entrees and they should give you a good idea of what was there. Winners? Yes, I took some of Tom Gaston's models down there for him. Tom won a 2nd for his 1/35 Czech Skoda Armored Car and a 1st, Best Armor, and Best of Show for his 1/16 French FT-17. Mike Moore got a 3rd for his 1/72 Handley Page 75 flying wing, 2nd for his Takom MK IV Tadpole, and 1st plus Best Ship for his 1/35 X-Craft submarine.

Again, the heat can be a bother at times but the enjoyment of talking to folks and seeing folks again after not seeing them for awhile can more than make up for the temperature.

Thanks!

Jeff Editor/Photographer's note - Fun as it is to have a SR-71 and a Global Hawk suspended overhead—The lighting in the model room is especially challenging to photograph the models. I did what I could and very heavily post processed many of the photos shown here. Colors/tones in the photos are more representative than actual but still give an idea of what was at the show.







Jeff's article needs only to be supplemented with a little bit of news from the Warner Robbins Museum. Like I always say, if you get tired of looking at models just go look at the real airplanes! I was taking the shot of the overall model show when thru the lens I noted that something wasn't right about the P-51 in the distance behind Phil Hale's table. The prop blades are too fat and have rounded tips.



Is this one of those fiberglass replicas put in here for safe keeping? On closer examination I found this to be one of the more recent acquisitions for this museum. It is the incredibly rare P-51H version. Built in few (for WW2 standards) numbers; it was superior performance than a standard D model due to lightened structure and some refinements here and there. Not the aerodynamic treatment at the exhaust stubs, and straight leading edge to the wing. Lighter landing gear, etc. Too late to see service in WW2. Didn't see service in Korea since there were far more D models (and parts!) available. (Note: The kill marks on



the museum example are a legacy of the assigned ANG pilot who kept bragging after the war!) Only 6 survive around the world today. Now I don't want to get Phil in trouble for going behind the barriers so I'll remind the reader that I possess some amount of Photoshop skills. Maybe he didn't really go look at the wheel wells??? But then again remember Phil has built more than his share of Mustangs, and his vending table was very nearby. Note the grin on his face!!! I'd say he'd be forgiven!!!!

Early model P-51 Mustangs are arguably some of the best fighters of World War II. However, the British thought they were too heavy, too slow in a climb, and too slow in a roll. North American addressed these issues with the development of the P-51H Mustang, and the U.S. Army realized the potential of the aircraft as their leading fighter for the planned invasion of Japan. The P-51H became the fastest production piston engine fighter produced during WWII, but was too late to see combat in World War II. Nor did the P-51H see combat in Korea because of the predominance of the P-51D. Of the 555 built, only six P-51H Mustangs are known to exist today.

FROM EMANUEL'S ROVING-LENS

Emanuel sent these snapshots from the firebombers posted recently at Lovell Field. Great supplement to those shown at the last meeting.







The flyer is for a Model Swap Meet at HobbyTown Knoxville. It features a background image of a detailed grey and black plastic model of a mecha or robot. The HobbyTown logo is in the top left corner, with a navigation bar above it containing links: R/C, Games, Railroad, Models, Paints & Tools, Rockets, Educational, Indoor Fun, and Outdoor Fun. The main title 'MODEL SWAP MEET' is in large, bold, yellow and white letters. Below this, the event details are written in blue and black text. A blue banner at the bottom contains a 20% off coupon for any one model during the event on May 21st.

HobbyTown Play Smart
R/C Games Railroad Models Paints & Tools Rockets Educational Indoor Fun Outdoor Fun

MODEL SWAP MEET

HOBBYTOWN KNOXVILLE IS HAVING A MODEL SWAP MEET!

Come meet your fellow hobbyists and sell or trade plastic models. Call Jeremy Lang at 865-675-8409 to reserve your table or half-table today! There is no charge for your table. Limit one table per seller.


SATURDAY, MAY 21ST • 11AM–2PM
HOBBYTOWN KNOXVILLE MULTIPURPOSE ROOM

TAKE 20% OFF
ANY ONE MODEL DURING EVENT
MAY 21 • 11AM–2PM
PRINT IN-STORE COUPON >>

Circumstances were such that I found myself attending a swap meet put on by the Knoxville IPMS group and sponsored by the Knoxville HobbyTown USA. My wife had to be in Knoxville for another appointment so it was short work to grab my box of kits I needed to sell and throw in a few more “new” ones from the closet, toss them in the car and make the short trip up. Tables were set up in the back of the HobbyTown. I had reserved my table the day before. All genres of “previously loved” model kits were on sale. The feel of a model flea market was certainly in the air. Unfortunately for me there were lots of 1/72 scale aircraft



kits— i.e. I had competition! I also saw a few that needed to go home with me! The prices were right of course. The real fun was the time spent with friends. I can't say I made any real money. Basically swapped some of my "seconds" for someone else's seconds. Actually watched Mike Driskill buy two more Hasegawa FW190's just for the box art. Art Metcalf of the Knoxville club was there. Not a lot of us know him as a published author. Always hilarious spending time with Jeff Tabler around. The photos offer proof that a crowd was indeed there. Lynn





Ben BonVil-lain	1/32 Tamiya F4U-1A Corsair W.I.P.
Mike Fiore	1/32 Wing Nut Wings Gotha GIV W.I.P. and 1/35 Meng Whippet Mk. I W.I.P.
Ben Gibby	1/35 Dragon M10 Ersatz W.I.P.
Don Hixson	Discussion of his scratch built W.I.P. paddle wheel steam boat from the Pa-cific North West
Jeff Mattheiss	1/72 Dragon Pzkwf III Ausf. J W.I.P.
Mike Moore	1/350 Blue Ridge Models USS Nauti-lus W.I.P.
Lynn Petty	Discussion of his being so busy his 1/72 Hasegawa He-111 Balloon Cutter W.I.P. may be mothballed.
Ed Sunder	1/48 ESCI Fiat G91 W.I.P. along with 4 other boxes of various "stuff" W.I.P.
Roger Trochleman	1/51 DeMadera USS Enterprise 2 Masted Sloop wooden ship W.I.P.





MEMORIAL DAY

Have you noticed that the older you get, some of the “normal things” in life take on a different meaning? Why is that? Is it ‘cause with age comes wisdom? Probably not. But maybe it’s just that we grow up taking things for granted and it’s only when we’re older we realize that’s what we’ve done.

My youngest daughter, Caroline, is a member of a local group of American Heritage Girls (americanheritagegirls.org) and they do all sorts of things; house hold stuff (we used to call it Home Ed), outdoor things (camping, etc.), but also socially involved things. This is one that has caught my attention quite forcefully.

The troop leader is always on the lookout for things the girls can do in and around the city that would expose the girls to things they ought to be conscious of. Memorial Day is one such event. For Memorial Day each year at the National Cemetery each grave marker has a

Continued next page



small American Flag placed by it. Over the years I noticed this and thought it was real cool but assumed the employees did it. Nope. The Boy Scouts are the ones that are the major sponsors but any other group or individual can help out. This past Saturday, May 28th, early in the morning, quite a few individuals arrived at the memorial park area, heard a nice speech, listened quietly to a 21 gun salute with taps, and then went out and placed flags. It's extremely inspiring looking at little kids, some with parents, walking around with grizzled vets all of them marking the site where a veteran's remains are remembered.



The one thing that really has caught my attention most is that, with my older daughter, Emily, getting around in her power wheel chair, it evokes certain feelings within some veterans. There is one vet that works there that always seeks her out to express his gratitude that she comes out to honor others. It really pulls at your heart.

Yes, Memorial Day has always been to remember the fallen but, for me at least, it has a newer meaning. It's now personal.

Jeff





Chattanooga ModelCon 2017

January 6th & 7th 2017

**CHATTANOOGA TRADE AND CONVENTION
CENTER**

- Best of's in Aircraft, Armor, Automotive, Ship, Figure, Sci-Fi, Miscellaneous, and Di-
oramas.
- Our Popular Gold-Silver-Bronze Format for most models
- NNL Style Judging for automotive entries with expanded Silver and Bronze awards.
Check our Website for Guidelines
- Proven Speedier Judging Software
- 18,000 SF of Carpeted Space in the Well Lit and Spacious Convention Center
- Same weekend as World of Wheels
- Show rate at the convention Hotel
- Vendors can be open for business and registration to begin early Friday afternoon
- And more...check out our web site—Updates as plans come together

www.chattanoogascalemodelers.com



General Contact—Mike Moore maxwinthrop@yahoo.com

Vendor Contact—Jeff Mattheiss jeffmattheissfamily@gmail.com



HUNTSVILLE PLASTIC MODELERS SOCIETY

40th Annual Model Show

24 SEPTEMBER 2016 • HUNTSVILLE, AL

8:00 AM to 5:00 PM • Huntsville Jaycee's Building • 2180 Airport Road SW



Version 1 3/11/2016

JOIN US...

In Huntsville, AL this Fall as the Huntsville Plastic Modelers Society hosts its 40th Annual Model Show at the Huntsville Jaycees Building.

SPECIAL PRICING

To celebrate, we're featuring special pricing for entries (\$5 for the first 10 entries) and vendor tables (first 3 tables free with pre-registration). See details online. As always, general admission is **free**.

SPECIAL CATEGORY

In honor of our 40th show, we're featuring a special category:

It Ain't Old, It's Vintage

Featuring Out-of-the-Box Models from 1976 or earlier!*

FOR MORE DETAILS

Online

- <http://hsvpms.blogspot.com>
- Facebook: [huntsvilleplasticmodelers](https://www.facebook.com/huntsvilleplasticmodelers)

Show & Vendor Information

David Lanteigne
8931 Cannstatt Dr. SE
Huntsville, AL 35802
256-693-0125

hpms.show.vendor@gmail.com

*For rules on the special category, please see our website or Facebook page.



Blogspot



Facebook

IPMS/USA MEMBERSHIP FORM

IPMS No.: _____ Name: _____
 If Renewing First Middle Last

Address: _____

City: _____ State: _____ Zip: _____

Phone: _____ E-mail: _____

Signature (required by P.O.) _____

Type of Membership ☐ Adult, 1 Year: \$30 ☐ Adult, 2 Years: \$58 ☐ Adult, 3 Years: \$86

☐ Junior (Under 18 Years) \$17 ☐ Family, 1 Year: \$35 (Adult + \$5, One Set Journals) How Many Cards? _____

☐ Canada & Mexico: \$35 ☐ Other / Foreign: \$38 (Surface) Checks must be drawn on a US bank or international money order

Payment Method: ☐ Check ☐ Money Order ☐ Credit Card (MC/VISA/DISC)

Credit Card No: _____ Expiration Date: _____

Chapter Affiliation, (if any): _____

If Recommended by an IPMS Member, Please List His / Her Name and Member Number:


Name: _____ IPMS No.: _____

IPMS/USA

Join or Renew Online at: www.ipmsusa.org

P.O. Box 2475

North Canton, OH 44720-0475



- New Members
- Renewals
- Questions/Concerns/Issues

Region	1 Year	2 Year	3 Year
USA	\$30	\$55	\$80
Canada	\$35	\$65	\$95
Europe/World	\$40	\$75	\$110

JOIN AMPS!



Don't Miss an Issue of *Boresight* – RENEW Now!