



The Plastic Whittler



Our Next Meeting:

Our next meeting will be on **Monday, September 19th, 6:30 pm**, at HobbyTown USA! As per custom we're going to wrap up at 8 PM and go to Logan's for dinner.

UPCOMING EVENTS	DATE
Build Day	9/17/2016
Next Meeting	9/19/2016
Dr. Strangelove (Fandango Event)	9/21/2016
IPMS Huntsville	9/24/2016
Atlanta Warbird Week-end	9/24&25/2016
FreeTime Fall Festival	10/8/2016
Build Day	10/22/2016
Chattanooga ModelCon	1/6 & 7/2017
IPMS/Nationals Omaha	7/26-29/2017

Here we go.....

Photos from our Last Meeting: See pages 2 thru 7

Emanuel's Roving Lens: See Page 8.

Wabi Sabi: Mike Moore tells what it is and why we need it. See pages 9.

Update from Mike Fiore: Be sure to read the information Mike has sent. It is not only an update on his recent issues but

The Monthly Newsletter of:
IPMS/AMPS/Chattanooga Scale Modelers Association
Lynn Petty - Chapter Contact
hlpetty1@gmail.com

<http://www.chattanoogascalemodelers.com>

Ben Gibby —Webmaster

portends well about the buzz for Chattanooga in 2019. see Page 10.

Support Your Local Newsletter: Thanks to All who support us! See Page 11.

A Good Author to Read: Jeff Mattheiss shares a report on one of those Brit Unit histories that sounds intriguing! See Page 11 & 12.

Dr. Strangelove: An Opportunity to Enjoy an Evening. See Page 13.

Warbird Weekend: See Page 16

Show Flyers through the rest of the newsletter

Heart Corner....

We talked about Don Hixson at the last meeting. I got an update from him yesterday. Sounds like the pacemaker has took care of his issues. He said he may make the next meeting and very well may make it to Huntsville's show next month.

From a text from Jeff Mattheiss—
Just an FYI. Just hearing from Jack Bruno. He spent 3 days in the hospital last week with heart difficulties. Seems it was a soreness/discomfort due to possible scar tissue. He's home and doing better with a 7% increase in heart ability from last week. He said I could share.



.....and for an update on Mike Fiore see page 10.

Dave Blackwell	1/48 Academy Polikarpov I-16
Bruce Block	
Ben BonVillain	Ben BonVillain
John Brooks	
James Burton	1/35 Cromwell/Black Label Conqueror W.I.P.
George Fugett	
Tom Gaston	
Ben Gibby	3 Russian Paints for current project
Gary Haars	1/35 Tamiya M10 (new) W.I.P.
John Lumpkin	Lindberg Captain Kidd ship W.I.P.
Jeff Mattheiss	
Mike Moore	1/35 Takom Tadpole, 1/48 Hasegawa P-40M – New Zealand
Lynn Petty	Passing around magazines to get rid of
Emanuel Roland	Photos
Dave Scott	Kill Alex Cross / Book
Tim Simmons	
Ed Sunder	
Roger Trochleman	

Photos from our last meeting



**Photos from
our last
meeting**



**Photos from
our last
meeting**



**Photos from
our last
meeting**



**Photos from
our last
meeting**



Photos from our last meeting



FROM EMANUEL'S ROVINGLENS



Emanuel sent these snapshots that he took from near McGhee-Tyson near Knoxville. He attended the recent Open House there but supplements his photos with some he took while traveling by recently as well. Emanuel is one who knows the value of always having your camera nearby!



Wabi Sabi

By Mike Moore

侘
寂



Yeah, I know. It sounds like a Sammy Hagar song title (Cabo Wabo (and yeah, there I go dating myself to some extent)). But it turns out Wabi Sabi is a pretty serious deal.

I was first exposed to Wabi Sabi recently by Brit ex-pat, New York resident, and excellent modeler, Adrian Davies on a modeling forum. Adrian referred to it after explaining his reasoning behind choosing to use a less than ideal (perhaps) method of finishing the wings of his WnW Felixstowe. He decided to use decals to replicate the CDL and PC10 finishes rather than the more conventional paint. While perhaps not yielding as nice a result, the decals allowed for several advantages. His final comment was that Wabi Sabi would always take precedence over IPMS judging in his household.

At first I thought his reference to Wabi Sabi was just a way of saying “don’t sweat it”...which, in a way, it is. But knowing Adrian, I thought again, and decided to turn to Google, which of course led to Wikipedia:

Wabi-sabi (侘寂) represents [Japanese aesthetics](#) and a Japanese [world view](#) centered on the acceptance of [transience](#) and imperfection.

Which pretty well summed up Adrian’s approach. He was willing to accept the possible imperfection the decals might represent in order to meet his other needs. And it got me thinking more about my approach to modeling. Sure I like to do the best I can when I build a model, but there isn’t a single model in the display cases in my office that doesn’t represent the acceptance of some level of imperfection. Granted, every one of them also started off with a fleeting, mind’s eye view of the perfect model, but every one of them also eventually led me to come to terms with and accept the imperfections that had built up.

Don’t get me wrong, I know there are guys out there who work as hard as they can to make sure the model they finish is the one they saw in their mind when they started. And as far as I know, they are very happy doing so. And, they will never hear me say they are doing anything wrong.

But, if you find yourself struggling with enjoying the hobby, or you feel like nothing you build is “good enough”...well, I would encourage you to embrace Wabi Sabi. Accept that there likely is no “perfect” model, and accept that yours is likely no different. Learn to look past that imperfection and accept that that model you’re working on will still look at least good, if not great, in your display case, or on the display shelf, and have fun with it.

Wabi Sabi...it’s fun...and it sounds cool!

I got this e-mail from Mike Fiore.

Lynn,

Thanks for your interest and I'm getting along well. In addition, as to what I'm physically undertaking around the house, I'm undergoing physical therapy twice a week for general strength and cardio. I am planning on attending this month's meeting and build day. I can only undertake so much effort towards recovery though and the remainder just has to come with time.

I want to pass this message on to you just as an FYI. I have been corresponding with Mr. John Currie the registrar of the SC Convention. I had requested a refund for my registration fee due to my circumstances. He and others quickly arranged to send me a check. He also later kindly sent me a convention decal sheet and pin. I then sent him a thank you card with a flier for our January show. His email response was as follows:

"Mike,

Thanks for the wonderful card, I have been talking to a few of my friends and we may show up in January, also looking forward to 2019 Nationals..... It will be great to have another club off the beaten path put on a great show.

**Regards
John"**

There appears to be a great deal enthusiasm for 2019.

For your collection, I found the attached picture on a St. Louis History site.

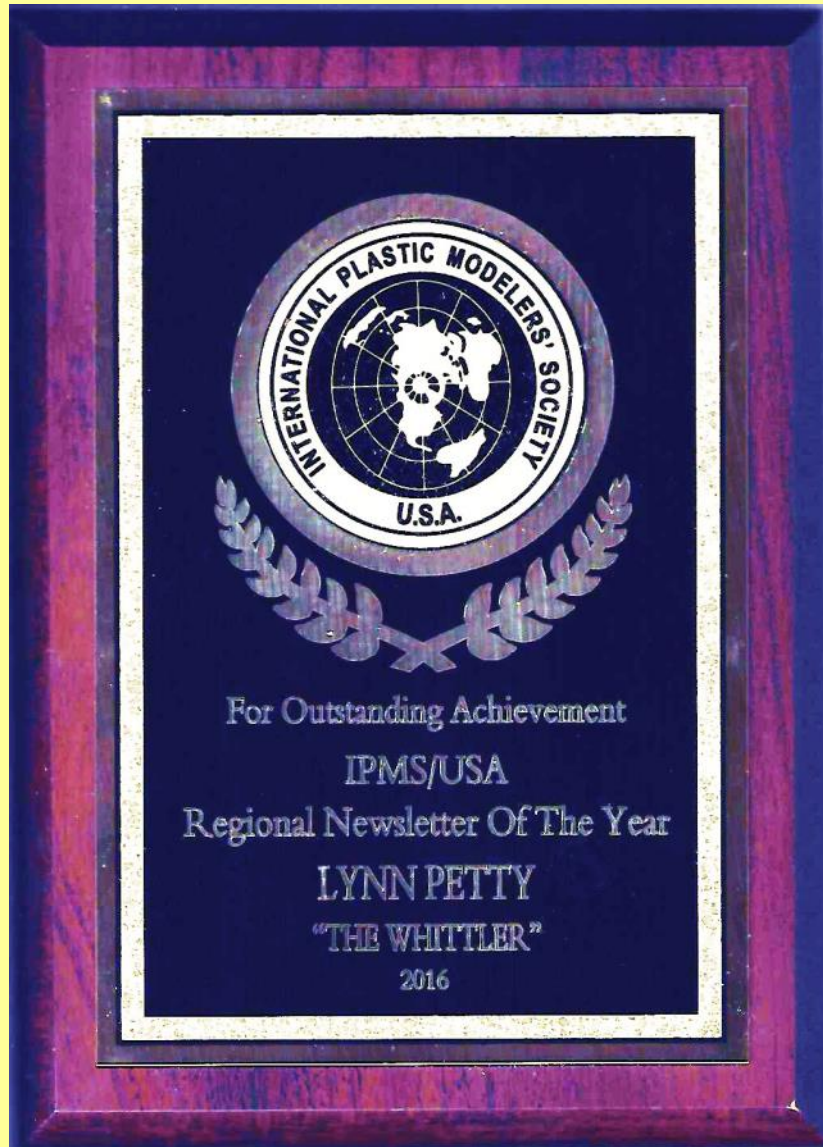
See you soon.
Mike

Mike also shared these two photos of a rare occasion when 4 carriers were at the dock in San Diego.



Thanks to all Who Support Your Local Newsletter

I want to Thank Everybody who supports this newsletter! You guys make it a pleasure to pull this together each month. This is one award we can all say we took home from the IPMS Nationals this year.



A Good Author To Read

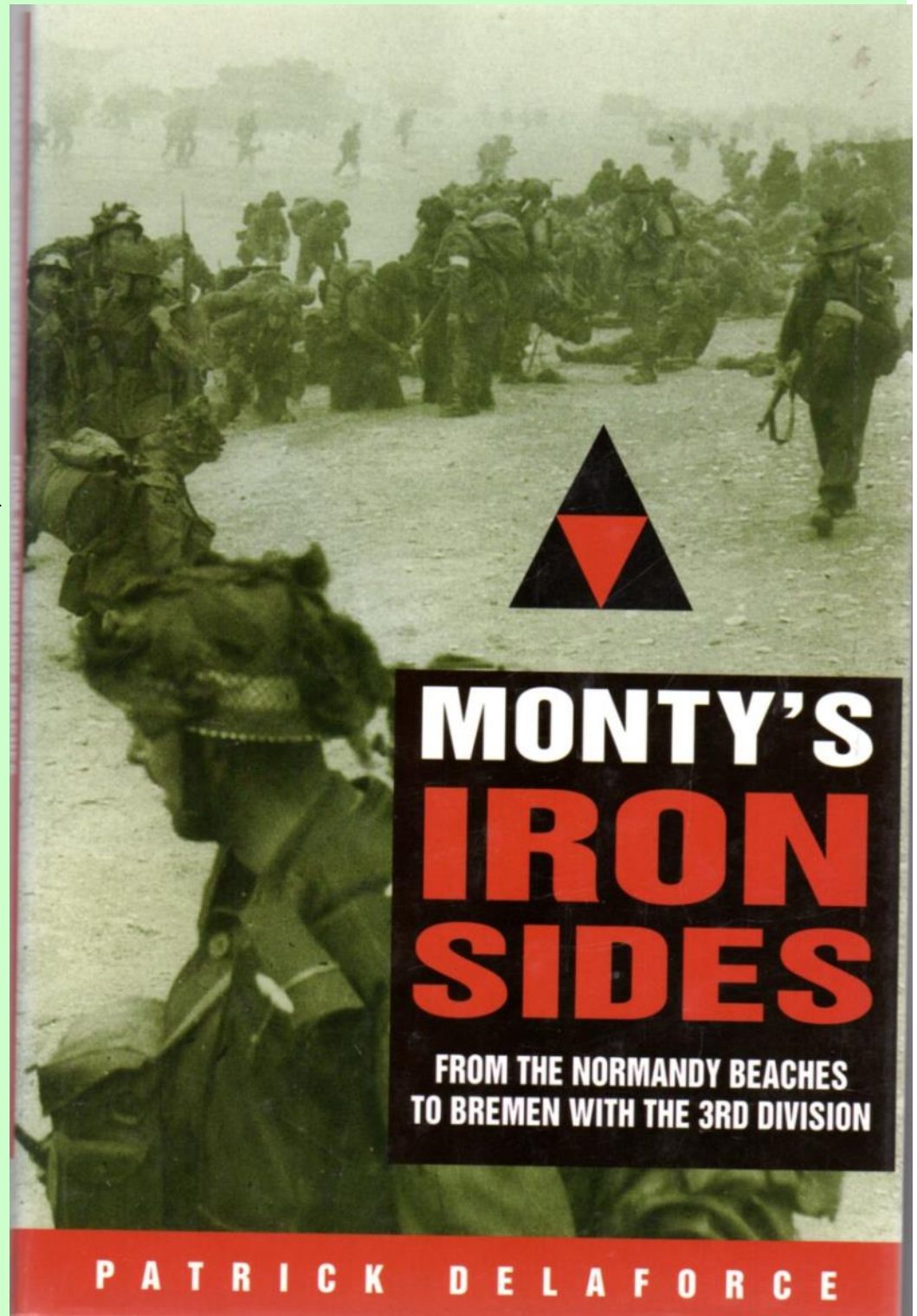
(or, if you need more WWII British Unit info)

By Jeff Mattheiss

By now the majority of you know I do more reading of military STUFF than any building of PLASTIC that I possess. I guess it's the OCD in me or whatever (but don't ask Mike Moore what it is).

Over time I have come across an author that has some good info but is "light" with how it's presented so that you're not all "bogged" down with infinite detail, ad nauseum. His name is Patrick Delaforce. He was an FOO (Forward Observation Officer – artillery type) with the 11th British Armored Division and then later with the 7th British Armored Division. I can't say for sure how he came about writing British Army unit histories, and he hasn't written ALL of them, but those that he has written are quite concise and easy to read and follow.

For instance I picked up his Monty's Iron Sides, From The Normandy Beaches to Bremen with the 3rd Division, and had it read in about 10 days. The hardback kept dropping on eBay so I grabbed it. The book is not overly large at 206 pages of reading but he divides it into 27 chapters and that's where part of the appeal is. It's quite easy to read a chapter in about 30 minutes and then go on with whatever else you need to do.




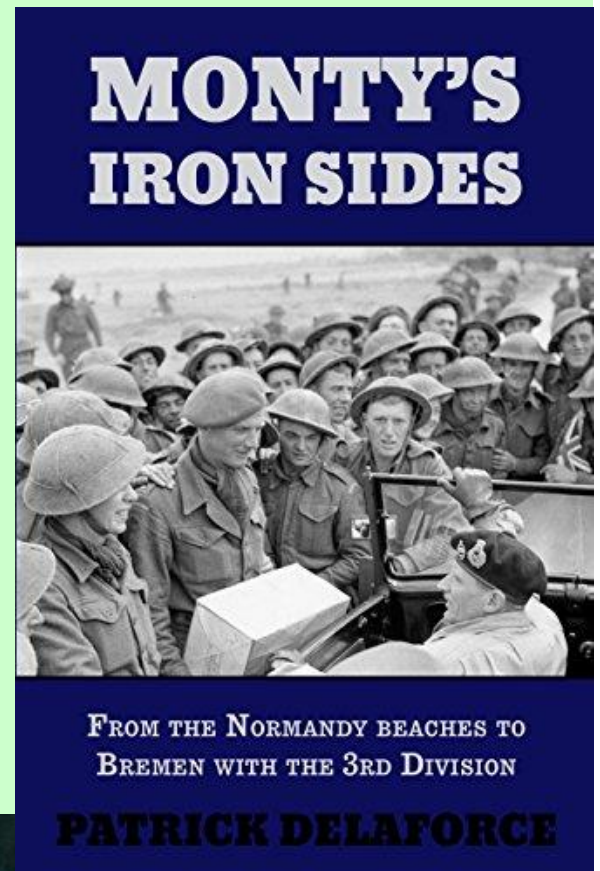
His style is also nice in that he puts together a narration that includes lots of individual soldiers stories but all together such that you feel like you're reading one event instead of a lot of individual stories. This, to me, makes for easier reading and, at the same time, unit history gets "thrown in" so that the reader can get a better feel for how a division (or brigade, etc.) worked. Or, in some cases, didn't work!

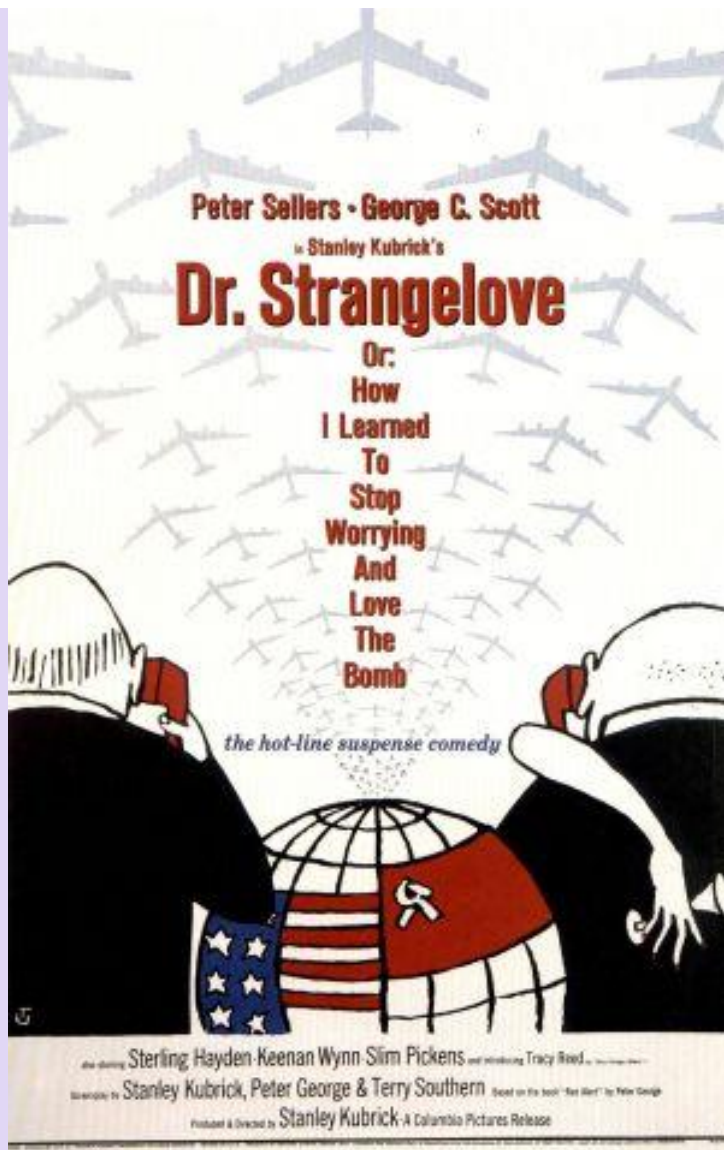
It does appear that a lot of his work is on units that were mostly in the North West European Theatre but there are some others, too. I can't vouch for his books on wine (after the war he became an importer of wine, I believe) nor his general studies of campaigns and such but if you want some good info on a British Division (and he's written it), then do yourself a favor and go get a copy. Notice, some of his books are in paperback as well.

And for those of you that are wondering, yes, I have started the MONSTROUS tome I borrowed from James Burton on the Battle of Kursk. I'm into Chapter 4 with 180 pages read so far but more on that another time ...

Thanks!

Jeff





As discussed at the last meeting there is a Fandango/TCM presentation of Dr. Strangelove coming to town. Like a lot of Fandango anniversary presentations, there will be a little introduction with some behind the scenes talk about the film, followed by a presentation of the full movie on the big screen!

Looks like **7:00 PM on September 21** would be a good time to go see it. Time wise I'd suggest we meet on the steps of the Carmike East Ridge 18 (old Rave Theater) at **6:40 PM** to have time to get in, get popcorn and drinks and get settled.

That's 6:40 PM on the 21st.

C U Later.....
Lynn





Blue Ridge MODELERS

FREE TIME FALL FESTIVAL

OCTOBER 8th 2016

The Free Time Fall Festival model contest will be held October 8th, 2016 again at Free Time Hobbies in Blue Ridge, GA. Starting at 9:00 AM

The model contest this year will feature a 1st, 2nd, and 3rd place award in each category as well as best of each category and best of show.

Aircraft:

1/48 WWII & Before
1/48 After WWII
Small Scale WWII & Before
Small Scale After WWII
Large Scale WWII & Before
Large Scale After WWII

Armor:

1/35 WWII & Before
1/35 After WWII
1/72 Scale
Other Scales

Automotive:

Competition Closed Wheel
Competition Open Wheel
Hot Rods, Street Rods & Customs
Factory Stock Street Cars
Trucks (Commercial)

Ships:

1/350 or Similar
1/700 & Smaller
Large Scale
Other Ships

Sci-Fi / Figures

Large Scale Figures
Small Scale Figures
Vehicles From Movies or TV

Other:

All Other Models

FREE to enter the contest. All modelers who enter the contest will receive 10% discount all day for in store purchases

The event will start at 9:00 Saturday Morning.
Models can be dropped off Friday if desired.

706-946-1120

47 Dunbarton Farm Road
Blue Ridge, GA 30513

FLY IN A WARBIRO!

THE COMMEMORATIVE AIR FORCE DIXIE WING PRESENTS

Atlanta Warbird Weekend

SEPT 24-25 2016
DEKALB PEACHTREE AIRPORT
SAT & SUN 10:00 - 4:00PM
FREE EVENT - \$10 PARKING

AVG FLYING TIGERS 75TH ANNIVERSARY
P-40 WARHAWK GATHERING
MEET THREE OF THE SURVIVING FLYING TIGERS

RIDES IN A P-51, SBD-5 DAUNTLESS, PT-26 & LT-6 MOSQUITO
 DINNER WITH TIGERS AT THE 57TH FIGHTER GROUP RESTAURANT
 FG-1D CORSAIR, DC-3, STEARMANS AND OTHER WARBIRODS ON DISPLAY
 FLY IN THE DOUGLAS DC-3
 AVIATION PHOTOGRAPHY WORKSHOP
 WWII VETERAN MEET & GREET
 WWII & AVIATION EDUCATIONAL DISPLAYS AND ACTIVITIES
 ZOO ATLANTA MOBILE, FUN FOR THE KIDS!
 ATLANTA HISTORY CENTER KIDS CORNER

WITH THE SUPPORT OF:

EPPS Aviation
 ATLANTIC
 DEKALB PEACHTREE AIRPORT
 discover dekalb

FOR MORE INFO




Available Rides

- ★ P-51 MUSTANG
- ★ DOUGLAS DC-3 AVAILABLE
- ★ SBD-5 DAUNTLESS
- ★ LT-6 MOSQUITO (T-6 TEXAN)
- ★ PT-26 CORNELL

Static Display

- ★ SEVERAL P-40 WARHAWKS
- ★ CURTISS C-46 COMMANDO
- ★ SEVERAL OTHER WARBIRODS
- ★ EDUCATIONAL PROGRAMS
- ★ LIVING HISTORY PRESENTATIONS

Other Activities

- ★ ZOO ATLANTA MOBILE, FUN FOR THE KIDS!
- ★ ATLANTA HISTORY CENTER KIDS CORNER
- ★ F-15 COCKPIT
- ★ KIDS NOSE ART PAINTING
- ★ INTERACTIVE EDUCATION EXHIBITS

Buy Your Ride

ATLANTAWARBIRDWEEKEND.COM/WARBIRDS.HTM

THE ATLANTA WARBIRO WEEKEND IS AN EVENT ORGANIZED AND PRODUCED BY THE COMMEMORATIVE AIR FORCE DIXIE WING



CAF DIXIE WING
 1200 Echo Ct.
 Peachtree City, GA 30269
 Main Phone: (678) 364-1110
 DIXIEWING.ORG



To purchase aircraft rides and Dinner with Tigers tickets visit: www.AtlantaWarbirdWeekend.com



IPMS Tidewater and the Military Aviation Museum

present



Tidewatercon 16

September 30-October 1, 2016

In conjunction with the Military Aviation Museum's

Biplanes & Triplanes Airshow, October 1-2

1341 Princess Anne Road

Virginia Beach, VA 23457

www.MilitaryAviationMuseum.org

- WWI Airshow with Aerial & Static Displays
- Museum Displays/Re-enactors
- Region-wide Model Contest
- Vendors
- Raffle prizes
- Food onsite Saturday
- \$20 Steak/Chicken Cookout, Saturday
- Free Parking

\$25 Admission includes:

- Friday-Saturday museum access
- Airshow admission on Saturday
- Model Show admission
- Model Registration—unlimited entries

Model Show: Friday—12:00 pm-8:00 pm

Saturday—9:00 am-9:00 pm

Awards Ceremony: Saturday, 6:15 pm

Contest Theme: The First 50 Years of Aviation, 1903-1953

Winner of the Theme Award receives a Stearman flight!

General Information:

Convention Chairman

Joe Koenig

jkdakoenig@aol.com



Vendor Information:

Vendor Coordinator

Mike Mattei

bf110g4@gmail.com

**SPECIAL AIRSHOW RATES AVAILABLE AT THE DOUBLE TREE HOTEL, VIRGINIA BEACH
CHECK THE MUSEUM WEBSITE FOR AIRSHOW AND HOTEL DETAILS**



Chattanooga ModelCon 2017

January 6th & 7th 2017

**CHATTANOOGA TRADE AND CONVENTION
CENTER**

- Best of's in Aircraft, Armor, Automotive, Ship, Figure, Sci-Fi, Miscellaneous, and Di-
oramas.
- Our Popular Gold-Silver-Bronze Format for most models
- NNL Style Judging for automotive entries with expanded Silver and Bronze awards.
Check our Website for Guidelines
- Proven Speedier Judging Software
- 18,000 SF of Carpeted Space in the Well Lit and Spacious Convention Center
- Same weekend as World of Wheels
- Show rate at the convention Hotel
- Vendors can be open for business and registration to begin early Friday afternoon
- And more...check out our web site—Updates as plans come together


Home of the 2019 IPMS/USA National Convention

www.chattanoogascalemodelers.com



General Contact—Mike Moore maxwinthrop@yahoo.com

Vendor Contact—Jeff Mattheiss jeffmattheissfamily@gmail.com





HUNTSVILLE PLASTIC MODELERS SOCIETY

40th Annual Model Show

24 SEPTEMBER 2016 + HUNTSVILLE, AL



It Ain't Old, It's Vintage

Behind our 40th Contest special category

Have you made plans yet for the 40th Annual HPMS Show this fall? It's not too early, especially if you're interested in entering our special category. To commemorate our 40th anniversary show, we are sponsoring a special category for kits produced in 1976 or earlier - *Vintage Kits*.

Models have changed. Modeling has changed. Certainly, modelers have changed. But we want to make our special category a time capsule from the HPMS of 1976.

Remember those days? Kits were just a few bucks. High-tech meant injection-molded plastic and moving parts instead of the wooden kits of yesteryear. Multimedia meant you built on a card table in front of a console TV that got only 13 channels, while the 8-track was on in the kitchen. We wanted to recreate that time for our show. For you younger modelers, consider it a retro history lesson.

The rules of the contest are fairly simply - it has to be a kit that was available in 1976, and it has to be box stock. [Current IPMS box stock](#) rules apply.

But nothing's ever that simple. We know there will be questions... because we started asking them ourselves. We want to give you some additional guidelines and examples intended to prevent misunderstandings and "oops" moments...

Age of the Kit

- The individual kit itself doesn't *have* to be from 1976. Some old kits continued to be produced after 1976 - lots are still in production today, often from different manufacturers. You can build the model from any production run as long as it contains the same parts as the 1976-or-before kit. You can't use the new parts added to make a different variant or the photo-etch or resin parts added later. You can use remastered parts intended to improve the fit of the old kit but do not change the look. (For instance, you can build the Moebius repop of the old Aurora Moonbus, but you can't use the corrected cockpit windows that Moebius added.)
- There are several ways to determine the date of your subject model kit. Often, the kit copyright date is molded on the parts or printed on the instructions or box somewhere - look for a copyright symbol and date. [scalemates.com](#) is a handy reference source. So is [fantastic-plastic.com](#) and [oldmodelkits.com](#). If you can, provide a printout of the relevant page or entry or provide us with the direct web link. It can only work in your favor and prevent arguments.
- Don't assume that, just because a real subject existed on or before 1976 that some manufacturer made a kit of it.



- There were a lot of great kits that came out in 1977 and beyond. Can we bend the rules to allow any 1970s kit? No. Believe me, it hurts some of us more than it hurts you. We expect you to make a *good faith* effort to determine the age of the kit before you enter it.

Construction & Finishing

- You don't have to use the original kit decals. Remember – box stock rules allow the use of replacement or new decals.
- Nor do you have to use 40-year-old paint or X-acto blades. So that means you can use modern decals, paints, adhesives and other building and finishing techniques that have evolved in the last 40 years. For one thing, it would be too hard to enforce anything else. But consider the spirit and intent of the category.
- Yes, you can use modern metalizer products. We're not gonna die on that hill.
- You can also pre-shade and post-shade, even though nobody'd heard of that back in the day.

The Contest

- This is a single category for all entries. Cars, ships, planes, tanks, rockets, figures, and science fiction, etc. will have to play nice and compete against each other.
- Your model must represent a vehicle that existed in 1976 or before. That means no post-1976 NASCAR or Indy car markings. No airliners in post-1976 livery. No soldiers in US chocolate-chip camouflage. No post-1976 Jolly Roger naval air markings.
- Please resist the urge to figure out some obscure exception or scenario we haven't thought of. Remember, the spirit and intent of the category - and the fun and challenge of building for it - is supposed to result in a model table full of models then available as they would have looked in or before 1976. Worse, don't try to bully or sneak your way in with an unqualified kit. That makes it hard for us, hard for you, hard for the judges, unpleasant for everyone. It's not worth it.
- Accept that this category is for fun. It's not a science. If we make a mistake, don't make a federal case of it.
- One idea - build a kit just the way you would have built it in 1976 - tube glue, fingerprint finish, silvered decals and all. This is intended to help those who build that way now anyway.

We know there are other unusual cases out there. This is social media, so feel free to ask questions, and we'll try to answer. We hope you will find something to build and enter. Either way, we hope you'll come to Huntsville and have fun this year.

- Martin Burkey and Tom Clark



HUNTSVILLE PLASTIC MODELERS SOCIETY

40th Annual Model Show

24 SEPTEMBER 2016 • HUNTSVILLE, AL

8:00 AM to 5:00 PM • Huntsville Jaycee's Building • 2180 Airport Road SW



Version 1 3/11/2016

JOIN US...

In Huntsville, AL this Fall as the Huntsville Plastic Modelers Society hosts its 40th Annual Model Show at the Huntsville Jaycees Building.

SPECIAL PRICING

To celebrate, we're featuring special pricing for entries (\$5 for the first 10 entries) and vendor tables (first 3 tables free with pre-registration). See details online. As always, general admission is **free**.

SPECIAL CATEGORY

In honor of our 40th show, we're featuring a special category:

It Ain't Old, It's Vintage

Featuring Out-of-the-Box Models from 1976 or earlier!*

FOR MORE DETAILS

Online

- <http://hsvpms.blogspot.com>
- Facebook: [huntsvilleplasticmodelers](https://www.facebook.com/huntsvilleplasticmodelers)

Show & Vendor Information

David Lanteigne
8931 Cannstatt Dr. SE
Huntsville, AL 35802
256-693-0125
hpms.show.vendor@gmail.com

*For rules on the special category, please see our website or Facebook page.



Blogspot



Facebook



IPMS Tidewater and the Military Aviation Museum
present



Tidewatercon 16

September 30-October 1, 2016

In conjunction with the Military Aviation Museum's

Biplanes & Triplanes Airshow, October 1-2

1341 Princess Anne Road

Virginia Beach, VA 23457

www.MilitaryAviationMuseum.org

- WWI Airshow with Aerial & Static Displays
- Museum Displays/Re-enactors
- Region-wide Model Contest
- Vendors
- Raffle prizes
- Food onsite Saturday
- \$20 Steak/Chicken Cookout, Saturday
- Free Parking

\$25 Admission includes:

- Friday-Saturday museum access
- Airshow admission on Saturday
- Model Show admission
- Model Registration—unlimited entries

Model Show: Friday—12:00 pm-8:00 pm

Saturday—9:00 am-9:00 pm

Awards Ceremony: Saturday, 6:15 pm

Contest Theme: The First 50 Years of Aviation, 1903-1953

Winner of the Theme Award receives a Stearman flight!

General Information:

Convention Chairman

Joe Koenig

jkdakoenig@aol.com



Vendor Information:

Vendor Coordinator

Mike Mattei

bf110g4@gmail.com

SPECIAL AIRSHOW RATES AVAILABLE AT THE DOUBLE TREE HOTEL, VIRGINIA BEACH
CHECK THE MUSEUM WEBSITE FOR AIRSHOW AND HOTEL DETAILS

IPMS/USA MEMBERSHIP FORM

IPMS No.: _____ Name: _____

Address: _____ If Renewing _____ First _____ Middle _____ Last _____

City: _____ State: _____ Zip: _____

Phone: _____ E-mail: _____

Signature (required by P.O.) _____

Type of Membership ☐ Adult, 1 Year: \$30 ☐ Adult, 2 Years: \$58 ☐ Adult, 3 Years: \$86

☐ Junior (Under 18 Years) \$17 ☐ Family, 1 Year: \$35 (Adult + \$5, One Set Journals) How Many Cards? _____

☐ Canada & Mexico: \$35 ☐ Other / Foreign: \$38 (Surface) Checks must be drawn on a US bank or international money order

Payment Method: ☐ Check ☐ Money Order

Chapter Affiliation, (if any): _____

If Recommended by an IPMS Member, Please List His / Her Name and Member Number:


Name: _____ IPMS No.: _____

IPMS/USA

Join or Renew Online at: www.ipmsusa.org

PO Box 56023

St. Petersburg, FL 33732-6023



- New Members
- Renewals
- Questions/Concerns/Issues

Region	1 Year	2 Year	3 Year
USA	\$30	\$55	\$80
Canada	\$35	\$65	\$95
Europe/World	\$40	\$75	\$110

JOIN AMPS!



Don't Miss an Issue of *Boresight* – RENEW Now!

THE IPMS/USA NATIONAL CONVENTION

August 7 - 10, 2019

Chattanooga Trade & Convention Center



With Lots of help from Region 3!

IPMS Atlanta

IPMS Middle Tennessee Modelers Association

IPMS Marietta Scale Modelers

IPMS Georgia Mountain Modelers