

# 2014 Mens Region 6 Championships

## Meet Results

Apr 11-13, 2014

Page: 1  
Printed: 4/13/2014 4:33:36 PM

Men / 8 / 11-12

Session: 5

Judge's Signatures

Rank	Num	Name	Gym							AA
1	810	Marcus Voss	Brestyan's MA	13.300 1	13.050 7	12.400 3	12.850 2	13.200 1	11.450 3	76.250 1
2	831	Sam Roach	Gym Nation ME	12.600 4T	13.400 5	11.750 10T	12.950 1	13.000 2T	11.400 4	75.100 2
3	834	Syam Buradagunta	NEAG MA01	12.650 3	13.600 3T	12.850 1	12.400 3	12.750 7T	10.000 13	74.250 3
4	835	Yan Inhaber-Courchesne	NEAG MA01	12.150 12	13.600 4T	12.250 4T	11.850 9T	12.100 14	11.050 6	73.000 4
5	806	Aidan Cuy	Aim High-RI	12.050 13T	12.450 10	12.100 6	11.850 10T	12.900 5	11.300 5	72.650 5
6	837	Kevin Yu	Sterling MA	12.450 7	13.000 8	11.900 7	11.550 18	12.400 10T	10.800 7	72.100 6
7	809	Matthew Cormier	American CT01	12.600 5T	12.800 9	12.250 5T	11.650 16T	11.650 22	10.450 11	71.400 7
8	807	Isaac Tracy	Aim High-RI	12.200 10T	11.450 21	11.600 13T	12.000 5T	12.400 11T	11.550 2	71.200 8
9	803	Brandon Lee	Granite NH	12.400 8T	13.800 2	11.450 18T	11.700 14T	11.700 21	9.900 14	70.950 9
10	811	Connor Cavanagh	Daggett's MA01	11.950 16T	12.000 14	11.750 11T	11.950 7	12.800 6	9.350 19	69.800 10
11	801	Jakob Murray	Granite NH	12.050 14T	12.200 13	10.850 29	11.250 25T	11.500 25	11.700 1	69.550 11
12	813	Kaleb Osborne	Daggett's MA01	12.200 11T	12.250 12	11.600 14T	12.000 6T	12.450 9	9.000 24	69.500 12
13	820	Steven Manolakis	Ellis MA	13.150 2	10.500 27T	11.550 15T	11.850 11T	13.000 3T	9.250 20	69.300 13
14	838	Griffin Shaw	Sterling MA	11.500 25T	11.900 15T	11.300 25T	11.800 12	12.000 16T	10.750 8	69.250 14
15	804	Scott Anneser	Gym Village NH01	12.400 9T	11.400 22	11.450 19T	12.100 4	12.050 15	9.700 16	69.100 15
16	818	Landon Begin	East Bay RI	11.800 18T	10.650 24T	11.500 17	11.350 21T	12.950 4	10.500 10	68.750 16
17	805	Aidan Giusti	Aim High-RI	11.750 21T	12.400 11	11.550 16T	11.650 17T	12.750 8T	8.400 30	68.500 17
18	814	David Albert	Daggett's MA01	11.800 19T	11.500 19T	11.650 12	11.700 15T	12.000 17T	8.550 28T	67.200 18
19	830	Kelvin Zhang	Gym & More MA	11.300 29T	13.150 6	10.150 40	11.750 13	11.800 18T	8.900 25	67.050 19
20	816	Travis Donelon	Daggett's MA01	12.600 6T	10.650 25T	11.850 8T	10.400 38	12.250 12T	8.800 26T	66.550 20
21	827	Lucas Marden	Gym & More MA	11.950 17T	9.900 30	11.350 22T	10.750 36	11.400 26T	10.300 12	65.650 21
22	802	Mathieu Champagne	Granite NH	11.100 33T	11.900 16T	11.350 23T	11.300 23T	11.600 23T	8.250 32	65.500 22
23	826	Jason White	Gym & More MA	11.750 22T	10.500 28T	11.450 20T	11.250 26T	11.600 24T	8.300 31	64.850 23
24	843	Joshua Cocuzzo	USA CT	11.450 28	11.500 20T	11.250 27	10.600 37	10.850 34	9.050 23	64.700 24

# 2014 Mens Region 6 Championships

## Meet Results







Apr 11-13, 2014

Page: 2

Printed: 4/13/2014 4:33:36 PM

Men / 8 / 11-12

Session: 5

Rank	Num	Name	Gym							AA
25	812	Gabriel Nonken	Daggett's MA01	11.300 30T	10.600 26	11.450 21T	11.400 19T	11.100 30T	8.200 33T	64.050 25
26	829	Sasha Pilipchuk	Gym & More MA	10.900 37	11.800 17	10.750 32T	11.100 27T	11.750 20	7.700 40	64.000 26
27	836	Brendan Buckley	Somersault MA	12.050 15T	11.550 18	10.600 35T	10.100 40	11.100 31T	8.550 29T	63.950 27
28	832	Ezra Gaydos	In Flight CT	11.200 32	9.750 31	11.850 9T	9.800 41	11.800 19T	9.500 17	63.900 28
29	841	Samuel Zolla	USA CT	11.800 20T	9.050 38	10.800 30T	11.400 20T	11.100 32T	9.400 18	63.550 29
30	828	Daniel Barskiy	Gym & More MA	11.000 36	9.650 32	11.300 26T	10.800 33T	10.800 35T	9.850 15	63.400 30
31	833	Matthew Campbell	Interstate MA	11.500 26T	9.950 29	10.800 31T	10.850 30T	11.200 29	8.200 34T	62.500 31
32T	825	Caleb Scopetski	Giguere MA	10.800 39	9.600 33T	11.350 24T	10.850 31T	10.800 36T	7.950 37	61.350 32T
33T	800	Max Perkins	GBC NH	11.250 31	9.100 37	10.750 33T	10.800 34T	11.300 28	8.150 35T	61.350 33T
34	822	Lucas Whitemyer	Ellis MA	11.050 35	9.600 34T	10.050 41	11.900 8	10.700 37	7.800 39	61.100 34
35	823	Jack Cavo	G T C CT	10.300 41	9.600 35T	10.350 38	10.800 35T	10.600 38T	9.200 21	60.850 35
36	840	Noah Bantle	Tri-Town CT	10.850 38	9.200 36	11.100 28	10.200 39	11.400 27T	7.850 38	60.600 36
37	839	Chandler Lefevre	Thames Valley CT01	11.550 24	7.550 40	10.700 34	10.950 29	10.600 39T	9.150 22	60.500 37
38	808	Martin Wadzinski	All American MA	11.500 27T	6.600 41	10.400 37	11.300 24T	11.050 33	8.150 36T	59.000 38
39	817	Ethan Godfrey	Dunne's CT	10.600 40	8.150 39	10.600 36T	10.850 32T	9.700 42	6.900 41	56.800 39
40	824	Christopher Halvorsen	Giguere MA	11.600 23	6.200 42	8.500 42	11.100 28T	10.050 41	8.800 27T	56.250 40
41	842	Jake Daly	USA CT	11.100 34T	10.850 23	10.250 39	11.350 22T	10.500 40	0.000 42	54.050 41
42	1443	Ian Lasic-Ellis	NESA MA01	0.000 42	13.850 1	12.500 2	0.000 42	12.250 13T	10.700 9	49.300 42