

# 2015 Region Six Championship







## Meet Results

Men / 10 / 17-18

Session: 4

Apr 11-12, 2015

Judge's Signatures

Rank	Num	Name	Gym							AA
1	1158	Peter Daggett	Daggett Gymnastics	14.200	14.300	16.000	15.400	14.450	14.000	88.350
				3	2	1	1	1	5	1
2	1160	Shaun Herzog	Daggett Gymnastics	14.900	13.600	14.000	15.050	12.700	15.200	85.450
				1	3T	2	2	9	2	2
3	1191	Ryan Girouard	Gym & More	13.800	14.400	13.400	14.100	12.300	14.100	82.100
				5	1	6	5T	14T	4	3
4	1161	Eric Klein	Daggett Gymnastics	13.200	13.100	13.750	14.400	12.300	15.250	82.000
				10	6	5	3	15T	1	4
5	1162	Kameron Tang	Daggett Gymnastics	13.100	12.600	13.900	14.100	13.300	14.850	81.850
				11T	12	3T	6T	3	3	5
6	1179	William Longwe	Somersault Center	13.500	13.600	11.400	12.900	14.300	13.700	79.400
				6T	4T	16	12T	2	6	6
7	1159	Patrick Howard	Daggett Gymnastics	12.000	13.500	13.900	13.250	12.800	12.200	77.650
				21	5	4T	9	8	9	7
8	1137	Douglas Hirschhorn	Gym Nation	12.600	12.900	11.900	13.700	12.850	12.750	76.700
				15	9T	11	7	6T	7	8
9	1153	Matthew Beck	New Era Gymnastics	13.900	12.300	12.100	14.250	12.350	11.400	76.300
				4	13	9T	4	13	15	9
10T	1174	Joe Bonanno	Sterling Gymnastics	14.500	12.000	12.900	13.350	11.450	11.500	75.700
				2	14T	7	8	19	13T	10T
11T	1190	Colton Bradley	Gym & More	12.800	13.000	11.450	12.900	12.850	12.700	75.700
				13	7T	15	13T	7T	8	11T
12	1154	Dean Conte	In Flight	13.500	12.000	11.050	12.800	13.000	11.900	74.250
				7T	15T	17	14	5	11	12
13	1192	James Marden	Gym & More	13.300	11.600	12.150	13.100	12.450	10.250	72.850
				9	18	8	10	12	21	13
14	1193	Devon Edwards	NEAG	12.200	12.800	11.800	12.300	12.600	10.850	72.550
				20	11	12	16	10T	18	14
15	1147	Dominick Parisi	Tri-Town	12.400	11.900	10.250	11.450	13.250	12.100	71.350
				18	17	21	21	4	10	15
16	1168	Jonathan Liedke	MAG	12.500	12.900	9.500	11.500	12.600	11.800	70.800
				16T	10T	22	20	11T	12	16
17	1139	Sam Foer	Aim High	12.700	10.600	11.600	11.800	11.900	11.500	70.100
				14	20T	14	19	17	14T	17
18	1180	Alexander Terenzio	Somersault Center	13.400	12.000	10.750	12.950	10.050	10.700	69.850
				8	16T	18	11	21	19	18
19	1145	Sean Hanwell	OSSG	12.300	10.600	10.500	11.850	12.100	11.200	68.550
				19	21T	20	18	16	17	19
20	1181	Cameron Walsh	Interstate	12.500	10.800	10.600	11.950	11.400	9.450	66.700
				17T	19	19	17	20	22	20
21	1195	Graham Clarke	NEAG	0.000	13.000	11.750	11.150	11.500	0.000	47.400
				22T	8T	13	22	18	23	21
22	1142	Isaiah Burgess	OSSG	13.100	0.000	0.000	12.650	0.000	10.450	36.200
				12T	22T	23	15	22T	20	22
23	1183	Joseph Penney	Interstate	0.000	0.000	12.100	0.000	0.000	11.300	23.400
				23T	23T	10T	23	23T	16	23