

# 2015 Region Six Championship







## Meet Results

Men / 9 / 13-14

Apr 11-12, 2015

Session: 6

Judge's Signatures

Rank	Num	Name	Gym							AA
1	1083	Michael Fletcher	NEAG	13.300 10T	13.900 2	13.750 3	13.650 1	14.200 1	13.000 2	81.800 1
2	1110	Nikita Bolotsky	Kingdom	13.700 3T	14.100 1	14.150 1	13.500 2	12.350 27	13.400 1	81.200 2
3	1066	Sam Roach	Gym Nation	14.000 2	13.500 3	12.650 7	13.100 5T	13.300 6	12.400 8T	78.950 3
4	1080	Liam Doherty-Herwitz	Brestyan's	12.700 29T	12.100 19T	13.350 4	13.250 4	13.800 2	12.950 3	78.150 4
5	1084	Jonathan Liu	NEAG	13.600 6T	12.900 5	13.100 5	12.100 21T	13.200 9	12.500 6T	77.400 5
6	1104	CJ Reardon	Gym & More	13.400 9	12.700 6T	12.300 12T	13.050 7	12.950 14T	11.800 18T	76.200 6
7	1091	Massimo Sweet	Sterling Gymnastics	13.300 11T	11.400 35	14.050 2	12.750 8T	12.550 22T	11.800 19T	75.850 7
8	1107	Luke Smigliani	Ellis Gymnastics	13.200 15T	12.500 8T	12.250 14T	12.200 19T	12.800 18T	12.800 5	75.750 8
9T	1067	Aidan Cuy	Aim High	12.400 32T	12.100 20T	12.200 16T	12.050 23T	13.550 4	12.900 4	75.200 9T
10T	1088	Griffin Shaw	Sterling Gymnastics	12.800 27T	12.400 10T	11.800 24T	13.350 3	13.350 5	11.500 22T	75.200 10T
11	1075	Kevin Portofee	Thames Valley	13.300 12T	12.000 24T	12.050 19	13.100 6T	12.500 24T	12.200 11T	75.150 11
12T	1073	Zachary Johnson	Dynamite	14.100 1	12.300 13T	11.700 26T	12.650 10*	12.000 34T	12.000 16	74.750 12T
13T	1068	Aidan Giusti	Aim High	12.900 24T	12.500 9T	11.950 21T	12.650 11*	13.250 7T	11.500 23T	74.750 13T
14	1086	Dylan LeClair	NEAG	13.700 4T	11.500 34	11.550 30	12.400 14	13.150 10	12.400 9T	74.700 14
15	1061	Jakob Murray	GSG	12.900 25T	12.300 14T	12.250 15T	12.050 24T	12.850 17	12.200 12T	74.550 15
16	1090	Kevin Yu	Sterling Gymnastics	12.700 30T	12.100 21T	12.800 6	12.300 16	12.200 29T	12.300 10	74.400 16
17	1069	Andrew Salisbury	Aim High	12.400 33T	12.700 7T	12.500 8	11.400 36	12.950 15T	12.200 13T	74.150 17
18	1085	Kevin Tang	Daggett Gymnastics	13.600 7T	12.200 16T	11.850 23	12.200 20T	11.800 36	12.150 14	73.800 18
19	1065	Dominic Ramalho	GV	13.000 21T	12.200 17T	11.800 25T	12.550 12	13.600 3	10.400 36T	73.550 19
20	1089	Ian Skirkey	Sterling Gymnastics	11.600 39T	12.200 18T	12.000 20	12.750 9T	13.050 11T	11.700 20T	73.300 20
21	1106	Antonio Sacchiero	NEAG	13.100 19T	11.700 31T	12.450 9T	11.950 27T	12.550 23T	11.500 24T	73.250 21
22	1081	Taden Thurber	Brestyan's	12.900 26T	12.100 22T	12.450 10T	12.100 22T	13.250 8T	10.400 37T	73.200 22
23	1099	Travis Donelon	Daggett Gymnastics	13.700 5T	10.500 39	12.450 11T	12.250 17T	12.950 16T	11.050 27	72.900 23
24	1105	Christian Wilkey	Gym & More	11.900 38	12.000 25T	12.300 13T	11.450 35	13.000 13	11.900 17	72.550 24
25	1076	Rory Callaghan	USA	11.600 40T	11.700 32T	11.500 31T	12.350 15	13.050 12T	11.700 21T	71.900 25







# 2015 Region Six Championship

## Meet Results

Men / 9 / 13-14

Session: 6

Apr 11-12, 2015

Rank	Num	Name	Gym							AA
26	1059	George Lantz	NHAAG	13.000 22T	12.000 26T	11.950 22T	10.750 39	11.550 39T	12.500 7T	71.750 26
27	1109	Steve Manolakis	Ellis Gymnastics	13.200 16T	12.100 23T	11.300 36	12.000 25T	12.600 21	10.500 35	71.700 27
28	1092	Colin Kinsella	YELLOW JACKETS	12.300 34	12.400 11T	11.500 32T	11.500 33T	12.300 28	11.500 25T	71.500 28
29	1072	Seth Warren	Chelsea Piers	13.300 13T	11.900 28	10.100 41	12.500 13	12.750 20	10.900 30	71.450 29
30	1060	Max Perkins	NHAAG	13.100 20T	10.400 40	12.200 17T	11.350 37	12.000 35T	12.050 15	71.100 30
31	1064	Zachary Dancoes	GV	12.700 31T	12.000 27T	10.700 39	11.750 31T	12.500 25T	11.400 26	71.050 31
32	1096	Callum Sullivan	NESA	13.600 8T	11.800 29T	11.400 34	11.750 32T	11.500 41	10.700 33T	70.750 32
33	1100	Teaanou Gonzalez	Daggett Gymnastics	13.200 17T	10.600 37T	12.200 18T	12.250 18T	12.450 26	9.950 38T	70.650 33
34	1077	Joshua Cocuzzo	USA	12.000 36T	12.300 15T	11.500 33T	11.850 29T	11.750 37	10.800 32	70.200 34
35	1058	Brett Balsler	NHAAG	11.600 41T	11.700 33T	11.650 28T	11.500 34T	12.050 33	10.850 31	69.350 35
36	1079	Kyle Kliszewski	G T C	13.200 18T	11.000 36	11.350 35	11.950 28T	11.550 40T	9.600 41	68.650 36
37	1095	Michael Cannatelli	Tumble Time	12.000 37T	11.800 30T	10.900 38	12.000 26T	11.400 42	9.950 39T	68.050 37
38	1103	Lucas Marden	Gym & More	11.400 43	10.600 38T	11.650 29T	10.600 40	12.100 32	10.950 29	67.300 38
39	1078	Ezra Gaydos	In Flight	12.800 28T	9.100 43	11.700 27T	11.850 30T	11.350 43	9.800 40	66.600 39
40	1101	Devon Lane	Daggett Gymnastics	12.100 35	9.900 42	11.250 37	11.250 38	11.650 38	8.700 42	64.850 40
41	1102	Gabriel Nonken	Daggett Gymnastics	11.600 42T	10.200 41	10.500 40	10.450 41	12.200 30T	8.000 43	62.950 41
42	1082	Daniel Clark	NESA	13.300 14T	13.000 4	0.000 42T	0.000 42T	12.800 19T	11.000 28	50.100 42
43	1097	Craig Ackerman	NESA	13.000 23T	12.400 12T	0.000 43T	0.000 43T	12.150 31	10.700 34T	48.250 43
44	1063	Scott Anneser	GV	0.000 44	--- 44	--- 44T	--- 44T	--- 44	0.000 44	0.000 44