

# 2016 Region 6 Regional Championship 2







## Meet Results

Men / 6 / 9-10

Apr 9-10, 2016

Session: 6

Judge's Signatures

Rank	Num	Name	Gym							AA
1	661	Xander Lucchini	NEAG	11.700	11.850	10.800	10.100	11.100	10.850	66.400
				2	1T	3	8	6T	6	1
2	650	Luke Esparo	New Era Gymnastics	11.650	10.750	11.750	9.650	11.000	11.300	66.100
				3	12	1	22	8	1	2
3	1083	Owen Clemans	Granite State Gym	11.100	11.350	11.200	9.800	11.350	10.950	65.750
				5	6T	2	15T	3	3T	3
4T	672	Derek Li	American	11.800	11.250	10.550	9.400	11.100	10.950	65.050
				1	8	5	33T	7T	4T	4T
5T	624	Bryan Lallo	GLC	10.950	10.850	10.700	10.400	11.400	10.750	65.050
				7	11	4	1	2	7	5T
6	632	Michael Barskiy	Gym & More	10.200	11.500	10.100	10.200	11.650	11.050	64.700
				15	4	9T	3T	1	2	6
7	636	Peter Lichtenberger	Gym & More	10.400	11.850	10.200	10.200	10.600	10.950	64.200
				13	2T	7	4T	14T	5T	7
8	675	Dylan Mills	Reading Gymnastics	11.050	11.050	9.800	9.850	10.950	9.800	62.500
				6	10	14T	13T	9	13T	8
9	1095	James Farnworth	Gym Village	10.450	10.200	10.250	9.550	11.200	9.600	61.250
				12	19T	6	24T	5	17T	9
10	698	Brian Solomon	Yellow Jackets	10.050	11.700	9.900	9.900	10.250	9.000	60.800
				17T	3	13	12	25	34T	10
11	660	Adam Guggina	NEAG	11.200	10.550	9.200	9.500	10.550	9.750	60.750
				4	16	34T	27T	18T	15	11
12T	6006	Tyler Bartniski	Ace Gymnastics	10.600	10.700	8.000	9.400	11.250	10.700	60.650
				10	13	51T	34T	4	8T	12T
13T	612	Andrew Bilbie	Tri-Town	9.900	10.600	9.950	10.200	9.700	10.300	60.650
				20T	15	12	5T	43T	10	13T
14	634	Alexander Thomas	Gym & More	10.150	11.350	10.100	9.000	10.200	9.600	60.400
				16	7T	10T	48T	26	18T	14
15	663	Noah Viera	NEAG	10.850	10.350	10.150	9.600	10.600	8.650	60.200
				8	18	8	23	15T	41T	15
16T	607	Jake Islam	Daggett Gymnastics	9.700	11.100	9.750	10.000	10.400	9.000	59.950
				24	9	18T	9	21T	35T	16T
17T	1101	Nathan Gordon	NEGTC	10.550	10.200	9.700	9.250	10.600	9.650	59.950
				11	20T	20	39T	16T	16	17T
18	6009	Aiden Bullock	Daggett Gymnastics	9.900	9.600	9.300	10.200	10.100	10.700	59.800
				21T	27T	29T	6T	30T	9T	18
19	670	Nathaniel Rogers	American	9.900	10.650	9.650	9.150	10.750	9.400	59.500
				22T	14	21T	45	11	24	19
20	6007	Kai Kraehe	Gym & More	9.500	10.050	9.500	9.500	10.650	10.100	59.300
				26T	22	24	28T	13	11	20
21	685	Liam Arnold	Sterling Gymnastics	9.850	9.150	10.000	10.200	10.050	9.900	59.150
				23	34T	11	7T	35T	12	21
22	1177	Kaidan Ingersoll	MAG	10.000	9.200	9.800	9.800	10.300	9.800	58.900
				19	32T	15T	16T	23T	14T	22
23	6013	Kasey Cohen	Levon's	10.700	10.100	9.250	9.950	10.550	7.700	58.250
				9	21	33	10T	19T	54	23
24	695	Aidan Cooke	Yellow Jackets	9.300	10.000	9.300	9.450	10.700	9.000	57.750
				31	23T	30T	30T	12	36T	24

# 2016 Region 6 Regional Championship 2

## Meet Results

Men / 6 / 9-10

Session: 6

Apr 9-10, 2016

Rank	Num	Name	Gym							AA
25	664	Maxwell Taub	NEAG	9.400 29T	9.600 28T	9.200 35T	9.800 17T	10.100 31T	9.500 19T	57.600 25
26	1084	Bodie Coffey	Granite State Gym	10.050 18T	9.800 26	9.100 36	9.100 46	10.000 38T	9.500 20T	57.550 26
27	662	Mackenson Domerson	NEAG	9.500 27T	9.950 25	8.750 41T	9.700 20T	10.050 36T	9.450 22T	57.400 27
28	618	Samuel Forte	Tri-Town	8.900 35	9.200 33T	9.300 31T	10.300 2	10.300 24T	9.050 32T	57.050 28
29	659	Axel Soderquist	NEAG	9.500 28T	9.150 35T	9.400 27T	9.400 35T	10.400 22T	9.000 37T	56.850 29
30T	697	Ryan Kinsella	Yellow Jackets	7.600 48T	11.450 5	9.650 22T	8.950 52T	10.100 32T	9.050 33T	56.800 30T
31T	1278	Aiden Walker	GLC	9.650 25	10.450 17	8.500 45T	9.800 18T	9.700 44T	8.700 40	56.800 31T
32	1098	John Morris	Gym Village	10.300 14	7.950 46	9.800 16T	8.950 53T	10.150 27T	9.300 26	56.450 32
33	1178	Graham Czerkes	MAG	9.050 34	9.150 36T	9.400 28T	9.550 25T	10.000 39T	9.100 30T	56.250 33
34	627	Owen Laflam	Thames Valley	8.600 38	9.100 38	9.450 25T	9.950 11T	10.050 37T	8.900 38	56.050 34
35	682	John Nessralla	Somersault Center	6.800 52T	10.000 24T	9.450 26T	9.400 36T	10.100 33T	9.350 25	55.100 35
36	6010	Daniel Magiera	Daggett Gymnastics	8.800 36	8.800 40	8.500 46T	9.550 26T	10.900 10	8.400 49T	54.950 36
37	1260	Calvin LeBlance	Aim High	9.250 32	7.100 52T	9.800 17T	9.400 37T	10.100 34T	9.250 27	54.900 37
38	1104	Daniel Neville	NEGTC	8.150 42	9.150 37T	9.050 37T	9.450 31T	9.350 51	9.200 28	54.350 38
39	623	Elijah McElroy	GLC	9.400 30T	9.000 39	8.700 43	9.050 47	9.500 49	8.500 47T	54.150 39
40	673	Chase McCann	Levon's	7.500 50T	9.300 29	9.300 32T	9.200 42T	9.450 50	9.150 29	53.900 40
41	646	Connor Millstone	Interstate	6.700 54	7.500 50T	9.600 23	9.850 14T	10.450 20	9.450 23T	53.550 41
42	6001	DeVaun Facey	Somersault Center	9.100 33	7.800 47	9.750 19T	9.200 43T	8.950 54	8.600 44T	53.400 42
43	1268	Nathan Simas	East Bay	8.050 44	9.250 30T	9.050 38T	9.000 49T	9.900 41	8.100 53	53.350 43
44	671	Alex Rosania	American	7.650 47	9.250 31T	8.800 39T	9.000 50T	9.750 42	8.850 39	53.300 44
45	676	Simon Grogan	Chelsea Piers	7.600 49T	8.550 41	8.750 42T	9.250 40T	10.150 28T	8.400 50T	52.700 45
46	635	Theo Vachon	Gym & More	8.300 39T	7.100 53T	8.800 40T	9.500 29T	8.900 55	9.500 21T	52.100 46
47	1258	Gavin Holmgren	Aim High	8.750 37	7.700 48	7.700 54T	9.000 51T	9.950 40	8.650 42T	51.750 47
48	654	Mikhail Mishechkin	MGC - Westboro	8.250 41	7.500 51T	8.000 52T	8.800 54	10.600 17T	8.250 52	51.400 48







# 2016 Region 6 Regional Championship 2

## Meet Results

Men / 6 / 9-10

Session: 6

Apr 9-10, 2016

Rank	Num	Name	Gym							AA
49	604	Nikita Nicholas	USA	8.300 40T	8.200 43T	7.800 53	8.400 56	9.700 45T	8.550 46	50.950 49
50	1173	Erik Jones	Andy Valley	8.100 43	7.600 49	8.650 44	9.300 38	9.650 47	7.500 55	50.800 50
51	1179	Chance Guyton	MAG	6.800 53T	8.200 44T	8.300 48T	8.650 55	9.700 46T	9.100 31T	50.750 51
52	6050	Colby Smith	Tumble Time	7.750 46	6.350 55	8.300 49T	9.750 19	10.150 29T	8.300 51	50.600 52
53	1256	Brady Rajotte	Aim High	6.400 56	8.300 42	8.450 47	9.200 44T	9.600 48	8.600 45T	50.550 53
54	625	Ayddan Baran	Thames Valley	8.000 45	8.100 45	7.650 56	9.450 32T	8.500 56	8.650 43T	50.350 54
55	601	Hee Mang Carlson	USA	7.500 51T	6.150 56	8.200 50	9.250 41T	9.000 52T	8.500 48T	48.600 55
56	1097	Caden Latulippe	Gym Village	6.500 55	6.600 54	7.700 55T	9.700 21T	9.000 53T	6.800 56	46.300 56