

2016 Region 6 Regional Championship 2







Meet Results

Men / 8 / 11-12

Apr 9-10, 2016

Session: 1







Judge's Signatures

Rank	Num	Name	Gym							AA
1	1251	Fredrick Richard	Somersault Center	13.500 3	14.200 2	13.500 2	13.000 1	13.850 2	13.250 1	81.300 1
2	1249	Ian Lasic-Ellis	Levon's	13.600 1T	14.100 3	13.850 1	12.700 4	14.200 1	12.450 3	80.900 2
3	1216	Luke McFarland	Daggett Gymnastics	13.300 4	14.300 1	12.150 11	12.450 5	13.350 3	11.600 7T	77.150 3
4	1213	Benjamin Brown-Proctor	Daggett Gymnastics	13.150 7	13.800 4	12.800 3	12.200 7	12.700 6	11.600 8T	76.250 4
5	1250	Sergey Popov	Levon's	13.600 2T	13.350 5	12.400 6	12.300 6	12.500 10	11.450 10	75.600 5
6	1241	Alex Vandendries	NEAG	13.200 5T	12.800 11T	12.550 4T	11.850 15T	11.300 25	12.850 2	74.550 6
7	1081	Jake Harmon	Granite State Gym	13.200 6T	12.350 18	11.550 17T	11.850 16T	12.650 7	11.950 4T	73.550 7
8	1215	Tucker Blanchard	Daggett Gymnastics	12.550 11	13.150 6	11.550 18T	11.750 18T	12.350 11T	11.950 5T	73.300 8
9	1214	Joshua Privedenyuk	Daggett Gymnastics	12.600 10	11.100 34	12.000 12	12.800 2	12.900 5	11.800 6	73.200 9
10	828	Michelangelo Villani	NEAG	12.700 9	13.100 7	12.200 7T	12.100 8T	11.650 19	10.900 16	72.650 10
11	1107	Reece Landsperger	NHAAGS	11.700 28T	12.800 12T	12.200 8T	11.600 22	12.550 9	11.600 9T	72.450 11
12	815	Jayden Hawkins	New Era Gymnastics	12.100 20T	12.800 13T	11.300 24T	11.950 12	12.350 12T	11.100 13	71.600 12
13T	1242	Jonah Henderson	NEAG	12.000 22T	11.600 27	11.650 16	12.100 9T	13.000 4	11.150 12	71.500 13T
14T	1114	Collin McSparren	Aim High	12.100 21T	12.100 21	11.400 21	11.900 13T	12.600 8	11.400 11	71.500 14T
15	813	Cole Sylvia	New Era Gymnastics	12.400 14	12.450 17	11.900 14	11.500 23T	11.500 20T	11.050 14T	70.800 15
16	1079	Elijah Gosselin	Granite State Gym	12.300 15T	12.800 14T	11.950 13	11.100 36T	12.050 15T	10.400 22	70.600 16
17	805	Jaime Simes	NHAAGS	12.150 19	12.000 22	12.550 5T	11.150 34T	12.050 16T	10.200 23	70.100 17
18	839	Samuel Kaplan	Somersault Center	12.500 12T	13.000 9	12.200 9T	11.250 31T	12.050 17T	9.000 29T	70.000 18
19	1108	Xander Mavrikis	NHAAGS	12.200 17T	12.200 19	11.450 20	11.900 14T	11.500 21T	10.650 18	69.900 19
20	1217	Christopher Hiser	Daggett Gymnastics	12.800 8	11.500 28	12.200 10T	12.750 3	10.650 34	9.800 25	69.700 20
21	1211	Youssef Mahgoub	Brestyan's	10.950 38	12.900 10	11.300 25T	11.400 27T	11.450 23	11.050 15T	69.050 21
22	1248	Daniel Jacobsen	NEAG	11.700 29T	11.350 29	11.200 29	11.800 17	12.250 13	10.450 19T	68.750 22
23	904	Owen Semeter	NEAG	11.750 27	12.600 16	10.800 36T	11.200 33	11.900 18	10.450 20T	68.700 23
24	6017	Tyler Mellor	Aim High	12.300 16T	13.050 8	11.050 32	11.400 28T	12.150 14	8.700 34	68.650 24
25	845	Brady Callaghan	USA	11.800 25T	12.150 20	11.250 27T	11.050 39	10.900 30	10.450 21T	67.600 25

2016 Region 6 Regional Championship 2

Meet Results

Apr 9-10, 2016

Rank	Num	Name	Gym							AA
26	1243	Dillon Campbell	NEAG	11.800 26T	11.850 23	11.100 30T	11.500 24T	10.550 36	10.750 17	67.550 26
27	1229	Jonah Green	Gigueres	12.500 13T	11.650 26	11.000 33	11.100 37T	10.800 31T	9.600 26	66.650 27
28	1082	Nick Whitney	Granite State Gym	11.350 33T	12.800 15T	10.900 35	11.250 32T	10.350 37	9.200 27	65.850 28
29	1245	Sean Desmarais	NEAG	10.700 39	11.700 24T	11.350 22T	11.500 25T	11.500 22T	8.900 31T	65.650 29
30	1244	Joel Rosen	NEAG	12.000 23T	10.150 40	11.500 19	12.000 10T	11.100 27T	8.500 37	65.250 30
31T	1112	Benjamin Pogacar	Aim High	12.000 24T	10.800 36	11.250 28T	11.150 35T	11.100 28T	8.900 32T	65.200 31T
32T	842	Nicholas Nalbation	USA	11.600 30	11.200 32	10.750 38	11.700 20	11.150 26	8.800 33	65.200 32T
33	1227	Timothy Dinsdale	Gigueres	11.550 31	10.450 39	11.700 15	12.000 11T	10.750 33	8.600 35	65.050 33
34	807	Max Renzi	American	11.200 36	10.500 38	10.800 37T	11.750 19T	10.800 32T	9.900 24	64.950 34
35T	816	Xavier Ramos	In Flight	11.000 37	11.250 31*	11.350 23T	11.650 21	11.400 24	7.900 39	64.550 35T
36T	1247	Aiden Boudreaux	NEAG	11.250 35	11.250 30*	10.950 34	11.500 26T	10.600 35	9.000 30T	64.550 36T
37	1168	Ian Gott	MAG	11.350 34T	11.000 35	11.300 26T	11.300 30	10.250 38	9.150 28	64.350 37
38	1246	Ryan Weiner	NEAG	12.200 18T	11.700 25T	10.350 40	11.000 40	10.950 29	8.050 38	64.250 38
39	6019	Kyle Ghiz	Gigueres	11.400 32	11.150 33	11.100 31T	11.100 38T	10.100 39	8.550 36	63.400 39
40	1113	Eric Lindstrom	Aim High	0.000 40	10.750 37	10.400 39	11.400 29T	9.650 40	0.000 40	42.200 40