







2016 Regional Technical Sequence

Meet Results

Apr 10, 2016

Judge's Signatures

Rank	Num	Name	Gym							AA
1	125	Ian Lasic-Ellis	Levon's	9.400 5T	9.800 2	9.700 1	9.300 11T	9.800 1	9.200 2T	57.200 1
2	1055	Fredrick Richard	Somersault Center	9.500 2T	9.300 7	8.900 3T	9.700 3T	9.300 5T	9.200 3T	55.900 2
3	121	Addison Chung	Levon's	9.000 12T	9.700 3T	9.300 2	9.800 1T	8.200 19T	9.200 4T	55.200 3
4	120	Jonathan Wang	Levon's	9.400 6T	9.400 5T	8.500 11T	9.600 5	9.100 8T	9.100 5	55.100 4
5	112	Nicholas Merryman	NEAG01	8.700 16T	9.100 9T	8.900 4T	9.100 17T	9.700 2	9.400 1	54.900 5
6	115	Yan Inhaber-Courchesne	NEAG01	9.100 9T	9.400 6T	8.900 5T	9.200 14T	9.600 3	8.600 12	54.800 6
7	116	Syam Buradagunta	NEAG01	8.700 17T	9.700 4T	8.800 6T	9.100 18T	9.100 9T	8.700 11	54.100 7
8T	105	Luke McFarland	Daggett Gymnastics	8.700 18T	10.000 1	8.300 16T	9.200 15T	8.800 12	8.800 10	53.800 8T
9T	123	Matthew Cormier	Levon's	9.000 13T	9.100 10T	8.500 12T	9.100 19T	9.200 7	8.900 7T	53.800 9T
10T	113	Michael Fletcher	NEAG01	8.600 19	8.400 17	8.600 9T	9.800 2T	9.300 6T	9.000 6	53.700 10T
11T	806	Reece Landsperger	NHAAGS	8.400 20	9.000 12T	8.400 14T	9.500 6T	9.500 4	8.900 8T	53.700 11T
12	165	Ben Provost	Daggett Gymnastics	9.500 3T	8.900 14	8.700 8	9.200 16T	8.300 17T	8.500 13T	53.100 12
13T	117	Alex Vandendries	NEAG01	9.100 10T	9.200 8	8.300 17T	9.400 9*	8.500 15*	8.400 16T	52.900 13T
14T	124	Sergey Popov	Levon's	8.900 14	9.000 13T	8.600 10T	9.400 8*	8.500 14*	8.500 14T	52.900 14T
15	104	Benjamin Brown-Proctor	Daggett Gymnastics	9.100 11T	9.100 11T	8.800 7T	9.400 10T	8.600 13	7.500 19	52.500 15
16	111	Nate Winneg	NEAG01	8.800 15	8.500 16	8.400 15T	9.700 4T	8.900 11	8.000 18	52.300 16
17	114	Dylan LeClair	NEAG01	9.500 4T	6.000 21	8.300 18T	9.300 12T	9.000 10	8.900 9T	51.000 17
18	107	Liam Doherty-Herwitz	Brestyan's0101	9.600 1	7.800 18T	8.500 13T	9.300 13T	8.200 20T	7.100 21	50.500 18
19	6047	Jonathan Lui	NEAG	9.200 7T	7.300 20	7.600 20T	9.100 20T	8.500 16T	8.400 17T	50.100 19
20	118	Michelangelo Villani	NEAG01	8.300 21	8.800 15	8.300 19T	9.000 21	8.100 21	7.400 20	49.900 20
21	1054	Kevin Portofee	Thames Valley	9.200 8T	5.000 22	7.100 22	9.500 7T	8.300 18T	8.500 15T	47.600 21
22	110	Jonah Green	Gigueres01	7.700 22	7.800 19T	7.600 21T	8.700 22	6.600 22	4.500 22	42.900 22