

TWA News

Volume XX
Issue 4
April 2003

Newsletter of the Triangle Woodworkers Association

Next Meeting:

**April 15, 7:30 PM
The Woodworking Shop
3141 Capital Blvd**

April Meeting Mortise and Tenon Joinery

Michael Joerling is a professional furniture maker from Chapel Hill and becoming somewhat of a regular at TWA meetings. He has operated his own studio near his home since 1984. He creates both commissioned and gallery pieces that are sold and exhibited across the nation. Besides creating beautiful objects in wood, Michael has taught woodworking classes over the last several years and is currently teaching classes at his studio.

Michael will talk about joinery selection and the choice of the correct joint. He will touch on how wood movement makes some joints less desirable than others for certain applications. Finally, he will demonstrate the use of dovetail and mortise tenon joinery. Michael cuts his dovetails by hand and will show us how he does it! He will also show us how he lays out M&T joints to be cut by hand and talk about how he actually does it these days.

May 20th meeting - Table Saw Jigs.

Bob Gabor, a TWA member known by just about all the members, will be showing us his Jigs that can be used to improve the usefulness of your table saw.

Bob has hosted TWA workshops in his 20X40 foot workshop for as long as I can remember. I have visited his workshop many times and have yet to come away without a new idea for my shop. You are going to be impressed with the quality of the jigs Bob makes. After you have seen his jigs you will not be surprised to learn that he also makes the highest quality furniture that can be found.

Bob will be showing table saw jigs to make accurate and clean crosscuts, get a straight board out of a bent one, cut miters for excellent picture frames, make box joints with ease, and more.

Hosted by Fred Ford. Telephone 469-9575



Hal Brown showing panel door he made utilizing router skills demonstrated at the March meeting.

New Members

We would like to welcome the following new members to TWA! Please take a moment to introduce your self and welcome them at our next meeting!

Fred Allen, Raleigh
Rob Davison, Clayton
Tom Durand, Raleigh
Bill Kelly, Raleigh
Steve Miller, Raleigh
Charlie Monroe, Durham
Jules Samitz, Fearington Vil
Brad Torok, Chapel Hill
Charlie Woest, Raleigh
Pinwu Xu, Apex

About the Triangle Woodworkers Association

The Triangle Woodworkers Association is a nonprofit educational corporation dedicated to teaching woodworking techniques through seminars, classes, and workshops; promoting woodworking education and community interest in woodworking and in general sharing a love for wood.

Club Officers and Committee Chairmen

Executive Board

President: Dave Mackie, 919-859-2600 or mackieevad@aol.com
 Vice President: Fred Ford, 919-469-9575 or fwford@bellsouth.net
 Secretary: Kay Baker, 919-662-8504, kaydbaker@hotmail.com
 Treasurer: Noel Butzke, (919) 233-2905
 Members at Large: Dick Courtney, Robert Foss, John Cramer

Committee Chairman

Program: Fred Ford, 919-469-9575 or fwford@bellsouth.net
 Nominating: Fred Ford, 919-469-9575 or fwford@bellsouth.net
 Toys for Tots: Hal Liberty, 919-787-7603
 Newsletter: Rick Cornell, 919-319-9980 or trianglewoodworkers@yahoo.com
 Library: Kay Baker, 919-662-8504
 Publicity: Ron Johnson, 919-544-2021
 Sponsor: Ed Karolak, 919-383-4233
 Hospitality: Jim Morrison
 Internet: Jim Kroeger, (919) 362-5741
 Mentor: Dave Mackie, 919-859-2600 or mackieevad@aol.com
 Historian: Tom Hurysz, 919-489-1606
 Photograph: Ed Mastin, 919-493-5179
 Membership: Sig Johnson, 919-212-0004 or Sjohnson49@nc.rr.com
 Audio: Charlie Mann, Tom Reviele

TWA News is published monthly by the TWA and is mailed to members, sponsors, and associates. If you are interested in contributing articles, please send to:

Rick Cornell
 1123 Yorkshire Dr
 Cary, NC 27511

or trianglewoodworkers@yahoo.com



PRESIDENT'S MESSAGE

Greetings Everyone,

Short message this month since I missed last month's meeting. Thanks to Hal Brown for the program. It looks like we need some additional volunteers to set up the video equipment. Please let Fred Ford know if you are willing to do this.

The next TWA board meeting will be Tuesday, May 13 at my house, from 7.00 PM to 9.00 PM

Dave

Treasurer's Report

Balance 3/1/03	\$5,433.00
Income	\$430.00
Expenses	\$211.06
Balance 2/28/03	\$5,651.04

Respectfully submitted,
 Noel Butzke, Treasurer

TWA Financial Report As of 3/31/2003

	Mar Actual	YTD Actual	2003 BUDGET
Beginning Balance	5433.00	4917.55	
INCOME			
Dues	430.00	1,368.00	6,750
TOTAL INCOME	430.00	1368.00	6,750
EXPENSE			
Workshops/Programs	0.00	-101.31	2,000.00
Newsletter	33.38	187.39	1,500.00
Equipment	0.00	0.00	600.00
Insurance	0.00	0.00	1,000.00
WEB	30.00	90.00	360.00
Meeting Exp	0.00	57.00	140.00
Administrative	68.00	188.93	300.00
Library Exp	79.68	211.60	650.00
Toys-Tots	0.00	0.00	200.00
TOTAL EXPENSES	211.06	633.61	6,750
Balance 3/31/03	5651.94	5651.94	

TWA Meeting Minutes for March 18, 2003

The meeting was called to order at 7:30 PM by Fred Ford at the Woodworking Shop on Capital Blvd. Fred introduced Noel Butzke, Treasurer, Rick Cornell, Newsletter Editor, and Sig Johnson, Membership Chairman. If anyone has a problem with the email newsletter contact Rick at trianglewoodworkers@yahoo.com.

Fred Ford has a neighbor who needs some chair repairs done which will probably involve turning some spindles. For more information Fred can be called at 919 469-9575.

Paul Rolf announced that The Woodworking Shop will be having the first Swap Meet and Clearance Sales on Saturday, April 5th starting at 8:00 am – 1:00 pm in the parking lot. You can bring old tools, wood, etc. and trade with fellow woodworkers.

For show and tell Larry Hendrick shared a flag case which is made with cherry and is triangular but has all 45° angles. Allen Leland showed turnings of spheres and finials he had done.

Hal Brown presented the program about routers starting with the basics and then giving detailed information about making raised panel doors.

The meeting was adjourned at 9:00 pm.

Submitted by Kay Baker, Secretary

Library Tidbits

The featured book this month is *Woodshop Jigs and Fixtures* by Sandor Nagyszalanczy which was highly recommended by Bruce. It has information for beginners as well as advanced woodworkers. The chapters include: Fences that Guide, Carriages that Slide, Tables that Support, Stops that Set Limits, Templates for Shaped Parts, Fixtures that Secure the Work, Safety and Dust Control, and Materials, Hardware and Construction.

The author purposely doesn't show dimensions on his illustrations so you can build the jigs to your specifications. He includes a resource directory with the names and addresses of manufacturers. Stop by and "check it out". Sharing our love for wood,

Kay Baker

Opportunities for Our Members to Show Their Stuff

I saw this article in the News and Observer, April 5th. I know there are some members who enjoy making birdhouses. This would be a chance to show off some of your work. Might be nice to see one of our club members come home with a prize!

-Rick



The Great N&O Birdhouse Contest

Are you serious about building a better birdhouse, or do you think a birdhouse is a frivolity, just an excuse to let your creativity take wing?

Either way, you should enter The Great N&O Birdhouse Contest at the JC Raulston Arboretum.

For grown-ups we have two categories: Serious Bird Housing, in which the judging points will be practicality and craftsmanship, and Flights of Fancy, in which creativity will be rewarded, and the possibility that a bird could or would actually build a nest in your creation is secondary.

We also have a children's category, for ages 12 and younger.

First-prize winners in each category will get \$50 from The News & Observer and a year's membership in the JC Raulston Arboretum. First-, second- and third-place winners in each category will also get a T-shirt from the arboretum. Each entrant in the Children's category will get a bag of goodies from The N&O. And, of course, the winners' creations will be featured in the Home section for all the Triangle to see.

The contest is set for May 10-11. To enter, reserve a spot by calling Home section editor Bill DuPre at 829-4758 or sending e-mail to dupre@newsobserver.com. Be sure to put "Birdhouse Contest" in the subject line. Entrants should take their birdhouses to the arboretum on Beryl Road in Raleigh by 9 a.m. May 10.

Woodworking Tips

This month's newsletter is a bit light on articles contributed by club members. As a result, I spent some time on the internet and located a few "tricks of the trade" that could prove helpful. Hope you enjoy this month's "filler"! -Rick

Miter Gauge Setup

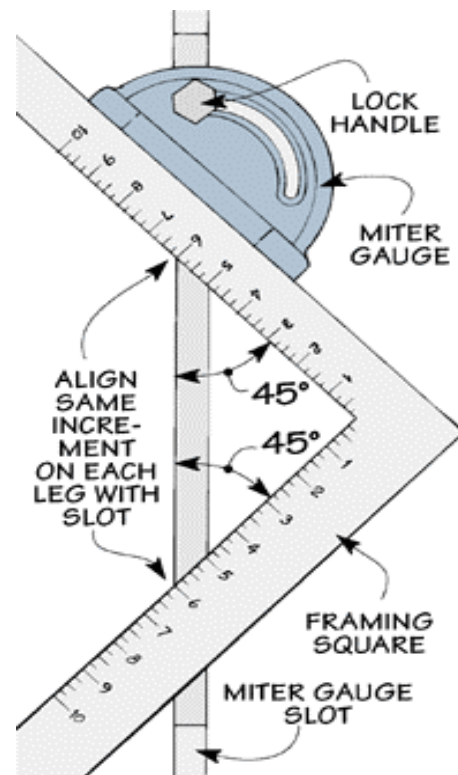
Here's a quick way to set the miter gauge on your table saw to 45°. All it takes is a framing square and a little geometry. The idea is to form a right isosceles triangle using the framing square and miter gauge slot. (An isosceles triangle has two equal sides.)

Start by setting the framing square on top of the table saw. Now align the same increment on each leg of the square with the edge of the miter gauge slot. (The 6" increment is shown in the drawing at right.)

Next loosen the lock knob on the miter gauge and gently snug the head up against the framing square as shown in the photo. The miter gauge is now set at exactly 45°. After tightening the lock handle, you're ready to cut a perfect miter.

For accurate results, the saw blade must be parallel to the miter gauge slot. Also, check to make sure your framing square is truly square.

Have a nice weekend, Phillip Huber Online Editor, *ShopNotes*



What speed do I have here?

Can you tell me how to determine the spindle speeds I will get by using a 4-step pulley on my drill press? —**Dale Potts, Athens, Ohio**

We sure can, Dale. However, to do this we will need to know a couple of things more than just the number of pulley steps. We also need to know the motor speed and the outside diameter or diameters of the drive or motor pulley. Also, 4-step pulleys are most often used in combination with a second 4-step pulley. Here's an example of the calculations, based on a motor speed of 1725 rpm, with the motor pulley and the spindle pulley having equal step diameters but inverted placement (see drawing below). We will assume the 4-step pulleys have step diameters of 2", 3", 4", and 5". Follow these steps to find the approximate spindle speeds:

1. Divide the diameter of the driving (or motor) pulley step by the corresponding step size of the pulley mounted on the drill press spindle:

$$2 \div 5 = 0.4$$

$$3 \div 4 = 0.75$$

$$4 \div 3 = 1.33$$

$$5 \div 2 = 2.5$$

Then, multiply the motor speed by the results of the above calculation to get the approximate spindle speed at each pulley step:

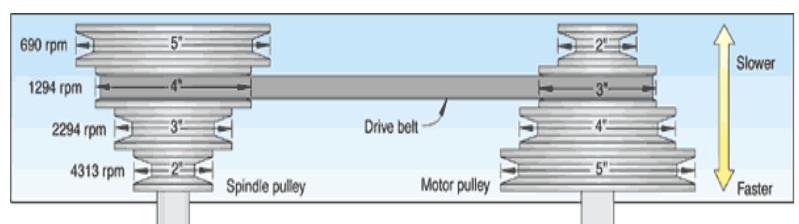
$$1725 \times 0.4 = 690 \text{ rpm}$$

$$1725 \times 0.75 = 1293.75 \text{ rpm}$$

$$1725 \times 1.33 = 2294.25 \text{ rpm}$$

$$1725 \times 2.5 = 4312.5 \text{ rpm}$$

-from *Wood Magazine Online*



TWA Sponsors

Ashcroft Saws and Tools 876-3223
3216-G Wellington Ct, Raleigh, NC
25% off list on blades and 10% off on sharpening

Capitol City Lumber Co. 832-6492
4216 Beryl Road, Raleigh, NC 1-800-244-6492
Special prices to TWA members
<http://www.capitolcitylumber.com/>

Carolina Builders 828-7471
3000 Yonkers Rd
Hwy. 64 & Old US 1

Guy C. Lee Building Materials 362-1444
900 N. Salem St., Apex, NC

Klingspor's Sanding Catalog 800-228-0000
P.O. Box 3737, Hickory, NC 28603
10% discount excluding lumber and power tools
www.sandingcatalog.com

The Woodworking Shop (919) 876-0707
3141 Capital Blvd. (.9 mile N of Beltline exit 11)
(10% discount excluding lumber and power tools)
www.woodworkingshop.com

Raleigh Hardwood Center 231-6620
4213 Poole Rd, exit 15 off 440 Raleigh, NC
(10% discount all non-sale items)
www.hardwoodgroup.com

Raleigh Saw 832-2248
806 McCulloch Street, Raleigh, NC
(10% discounts on all new products)

Tarheel Wood Treating Co. 467-9176
Highway 54, Morrisville, NC
(Contractors prices on all wood products)
Show TWA card before order is written

The Hardwood Store 1-888-445-7335
Gibsonville, NC
Discount: 10 cents per board foot
www.hardwoodstore.com

Woodworker's Supply of NC
1125 Jay Lane, Graham, NC
(Wholesale prices)
store (336) 578-0500
mail order 1-800-645-9292
www.woodworker.com

Yarnell-Hoffer Hardware 942-3500
145 Rams Plaza, Chapel Hill, NC
www.doitbest.com/yh
10% discount except power tools and sale items

The following companies do not provide discounts to Members but support TWA and our programs in other ways:

Home Depot DeWalt Tools

* * * *

Members, sponsors and potential sponsors are invited to contact Ed Karolak with their ideas, questions, or concerns at Ekarolak@aol.com or call at 919-383-4233

\$ CLASSIFIED ADS \$

Classified ads are free to all current members. If you would like something listed, please send a note to the editor at TriangleWoodworkers@yahoo.com

FOR SALE: Spalted lumber and chunks (see Wood magazine page 56 May issue). Swirled Grain Walnut, Mountain Siding for Cabin or Shed, Red and White Oak, Poplar, Hickory all on carefully placed stick over 6 years. Some over 2" thick. Number 1 common, First and Second and Clear. \$1.00 board foot and up with quantity discount. Arlin Scott, Chapel Hill 967-6017.

FREE WOOD: You pick up. Hardwood cutoffs from cabinet shop jobs. Most pieces in the 1 - 3 foot length by 1 - 4 inch wide by 1 - 2 inch thick size. Contact Tom Hurysz at 919-489-1606.

Custom milling and solar drying. We will come to your location or you can come here. Have your downed tree(s) milled into useable lumber. Why burn what you can sell or use in your home. Call for information 919-876-8009 <http://www.millionwheels.com>

FREE WOOD STOVE: with working blower. You pick up. Fireplace insert, nice condition. Silent Flame model. Dimensions 24 13/16" h x 35 7/8" w x 22 1/2" deep. Owner's manual shows use as a free standing stove, too. Call Rick Cornell at 919-319-9980.

Membership Application
Complete and mail to:
Triangle Woodworkers Association
P.O. Box 12232
RTP, North Carolina 27709

Save \$5 when you choose to
receive the Newsletter by
email! Contact Sig Johnson if
you have any questions!

Dues for twelve month period (please check)

New (\$35) _____ Renewal (\$30) _____

Change of Address _____

Label on Reverse Side is Correct _____

Note: **\$5 discount** if you receive Newsletter by email _____

Name: _____

Nick Name (for name tag): _____

Address: _____

City: _____ State: _____ Zip: _____

Telephone: (_____) _____ email _____


Spouse \$1 (new & renewal). For spouse membership complete the following:

Spouse Name: _____



MEMBERSHIP EXPIRED?

Check the mailing label, for the expiration date of your membership. If it says EXPIRED, please contact our membership coordinator to renew. You may receive several newsletters past your expiration date and then no more. If you have a question about your membership, please contact Sig Johnson (919-212-0004).



Triangle Woodworkers Association
P.O. Box 12232
RTP, North Carolina 27709