



In This Issue

page 1...

Tuesday June 19th Elia Bizzarri

Lost Item

Membership- Renewal

page 2...

About TWA/Mission Statement

Club Officers and Committee Chairmen

By the Numbers

TWA on Facebook

New Member Welcome

Minutes of TWA May meeting

page 3...

President's Corner & Raffle item

Minutes of TWA May meeting cont.

page 4 & 5...

Members Page

Michael Joerling coming in July

Items Wanted, Wanted Items

For Sale, For Sale, For Sale

Leg Vise Workshop

What Clubs across America are doing

page 6...

2012 Programs

Mentors listing

Library information

page 7...

TWA Sponsors

List of Books & DVDs

page 8 & 9...

Specialty wood sale flier

Noel Hartle tool sale

Lois Cullifer tool sale

page 10...

Father's Day recipe

Meeting time reminder

Elia Bizzarri

Tuesday

June 19th, 2012

7:00 PM

The Woodworking Shop
3141 Capital Boulevard, Raleigh, NC

Several members meet at 6:00pm Buffalo Brothers Pizza & Wings for dinner prior to the meeting. Please join us!

Tuesday

June 19th, 2012

Subject: Handcrafted Windsor Chairs
Speaker: Elia Bizzarri

Elia builds Windsor chairs the old-fashioned way, like the 18th century way! This incredibly gifted chair maker works out of his shop near Pittsboro, NC. He teaches Windsor chair making at various schools, including the Woodwright's School in Pittsboro. His chairs are amazingly comfortable, and in this presentation he will show us how he shapes and bores the seats that are an integral part of that comfort.

~~~ On a clear autumn morning, a friend and I search the woods for the perfect windfallen oak or hickory log. We cut the log, split it up where it falls and haul it home. The wood has hardly missed its leaves before it finds itself part of a beautiful chair.

The woodworking tools and techniques I use are many centuries old. All the items I make bear the marks of my hand tools. The quiet of my shop is reminiscent of a pre-industrial country woodshop. Like 18th century woodworkers I use safe, non-toxic finishes that protect your health, my health and the health of our planet.

The feel of a razor sharp drawknife slicing pungent oak shavings from a chair spindle . . . the sight of long ribbons of fresh maple flying off the lathe to land in a pile of curls at my feet . . . these are the pleasures of my life.~~~



Host: Jeff Leimberger

Leon Abbas is searching for a sharpening stone belonging to him that disappeared at the May meeting. As it was inherited from his dad's shop he would love to have it back. If someone has

knowledge of the stone's whereabouts please email Leon at labbas@nc.rr.com or drop it off to the sales desk at the store. Thanks for everyone's help.



Membership
current term ends July 31, 2012

Renewal dues are \$40.00(email) ~ Spouses are \$1.00. We no longer offer hard copy newsletters, however, if you are grandfathered in the renewal fee is \$45.00. I will plan to be at the next meeting by 6:30 pm to collect payments. Hope to see you all there.

Make all checks payable to TWA.

Membership Chairman: Kay Baker

Dad,

for all those times
I left it unsaid...

Thank You.

Thanks for being there
for me... For showing
me the way...

For being patient with
me even when I made it
difficult for you...

For believing in me &
encouraging me to
dream...

and being such an inspiring
presence in my life.



ABOUT THE TRIANGLE WOODWORKERS ASSOCIATION (TWA)

The Triangle Woodworkers Association (TWA) is a nonprofit educational corporation. The TWA is dedicated to teaching woodworking techniques through seminars, classes, and workshops; participants are required to sign waivers absolving liability for TWA or its designated representatives. The TWA promotes woodworking education and community interest in woodworking and in general sharing a love for wood.

Club Officers and Committee Chairmen

Executive Board

President:	Allan Campbell, (919) 772-4551 aacjr@nc.rr.com
Vice President:	Jeff Leimberger (919) 698-8927
Secretary:	Joe Gorman, (919) 772-6069 Gorman@hotmail.com
Treasurer:	Hugh Fish (919) 467-5696 hughpatfish@yahoo.com
Members at Large:	Larry Bradbury, Charles Buenzli, Chuck Arnold
Committee Chairman	
Program:-----	Jeff Leimberger (919) 698-8927
Nominating:-----	Mike Reddyhoff, (919) 676-9180
Toys for Tots:-----	Fred Ford, (919) 469-9575
Newsletter:-----	Diane Philyaw, (919) 764-9266 irishrose2365@yahoo.com
Library:-----	Kay Baker, (919) 696-8504 kdbakerkdb@yahoo.com
Publicity:-----	Charles Buenzli
Mentor:-----	Larry Bradbury, lbradbury12@yahoo.com
Facilities & Refreshments:-----	Chuck Arnold woodenitbenice@nc.rr.com
Raffle:-----	Mike Payst, mpayst@nc.rr.com
Sponsor:-----	Bill Anderson, (919) 932-6050 willardanderson@bellsouth.net
Hospitality:-----	Kay Baker, (919) 696-8504
Internet:-----	Jim Kroeger, (919) 362-5741
Photographer:-----	Ed Mastin, emastin@nc.rr.com
Membership:-----	Kay Baker, (919) 696-8504
Audiovisual:-----	Tom Revell, (919) 387-8286
Webmaster:-----	Roger Philyaw, (919) 764-9266 rphilyaw1@gmail.com

TWA News is published monthly and is mailed/e-mailed to members, sponsors, and associates.
If you are interested in contributing articles, please send to

Triangle Woodworkers Association

P.O. Box 4206

Cary, North Carolina 27519-4206 or

trianglewoodworkers@gmail.com or irishrose2365@yahoo.com

BY THE NUMBERS

Treasurer's Report

Beginning Bank Balance:	\$5,511.42
Income:	\$48.00
Expense:	\$250.00
Ending Bank Balance:	\$5,309.42

Note that these figures, as usual, exclude the petty cash fund, as well as the other "slush" funds.

Some notables: \$909.00 in Toys for Tots donations.

Submitted by: Hugh Fish



TWA is on Facebook

On our website www.trianglewoodworkers.com you can hit the link to "like" us on facebook or if you do not have a facebook page you can create one if you like. Or you can go to www.facebook.com and search for TWA and add us as a friend.

I am adding many of the photos from events to our facebook page - many of these I cannot fit into the newsletter. Be sure to look for new items.



NEW MEMBER WELCOME

We welcome **1** new members this month.

Michael Weinberger of Youngsville

A colored dot on a name tag indicates that the member is new, so be sure to say hello and welcome them.

Membership Chairman: Kay Baker

Meeting Minutes

MAY 2012

The meeting came to order at approximately 7pm with Vice President Jeff Leimberger presiding.

Announcements:

🌀 Ed Mastin has joined the committee to nominate the new board members. The election will be in August.

🌀 Mike Payst brought in the leg vise he made out of Southern Yellow Pine. He explained



THE PRESIDENTS CORNER



I am sorry that I was unable to attend the last meeting as I would have enjoyed the presentation on Thomas Day. He was a fascinating character in a time when social and legal rules were greatly different from those we have today. If you haven't seen the exhibit on his life and furniture at the History Museum downtown, you really should take the time.

As required by our governing documents, I have appointed a *Nominating Committee* consisting of Fred Ford, Terry Tenhouse and Ed Mastin. They will be presenting their slate of nominees for Board positions at the June meeting. I will also ask for any nominations from the floor. The list of all nominees will be published in the July newsletter. The nominees may introduce themselves at the July meeting. August is election time and the new Board members will be decided. Letter votes are encouraged if you can't attend the August meeting and want to vote. Send me a letter with your vote and it will be counted. Although our governing documents do not mention e-mail voting, I will an e-mail vote as I believe the documents would allow it if we had thought of e-mail at the time they were written.

Starting with the April meeting and continuing for some time, we will have more than one raffle at each meeting. Largely through Pete Bucki's efforts, we have been given a variety of merchandise to be used for the benefit of Toys for Tots. In this column each month I will be announcing what the T4T Raffle item(s) will be for the coming meeting. Currently we have a Worksharp Knife Sharpener valued at about \$70 which will be drawn at the June meeting; a Drill Doctor bit sharpener for which tickets will go on sale in June; and a Worksharp 3000. In addition, we have several 10" and 7 1/2" carbide saw blades, compliments of Raleigh Saw.

For the higher value items which have been donated, we will be selling tickets for more than \$1, and/or selling a minimum number of tickets before holding a drawing. I am sure all will understand that we should be sure to get a fair value for these items while still giving our members a chance at a nice win for a reasonable price.

While we have eliminated most of the 1 person committees, there are still a few opportunities for members to help administer the

**"When a father gives to his son, both laugh;
when a son gives to his father, both cry."**

~William Shakespeare

club activities. I would like to add someone to the audio-visual and facilities and refreshment committees. If you would be willing to volunteer for one of these assignments, please let me know. Also, if these committees do not seem to fit well with your skills and/or interests, but you would like to help the club in some capacity, please let me know. We never let a volunteer go!

Diane has told me that she received a response to Mark Keglers ad offering to rent space and, well let me put it in her own words: *"if Mark Keglers rents space via our facebook page that will be a great thing. When a request via facebook is received -- I get an email -- because Mark was the first one to use my new addition to the newsletter (Items Wanted, Wanted Items) I was able to respond to her (the prospective tenant) very quickly. If more folks would advertise what they offer and I get a hit on facebook I can direct them and help out the membership. See -- facebook rocks!"*

Leon Abbas tells me that a sharpening stone belonging to him disappeared at the May meeting. As it was inherited from his dad's shop and it's a good stone, he would love to have it back. If someone has knowledge of the stone's whereabouts please email Leon at labbas@nc.rr.com or drop it off to the sales desk at the store or give me call. Thanks for everyone's help.

I continue my efforts to increase membership in our Club and my desire to share our love for wood and ask my fellow members to invite a guest to visit and hopefully join. I am not suggesting a hard sell, but if you know someone who might enjoy us, please invite them to a meeting. To that end, we will have flyers available for you to give to your prospective guests.

Hope to see many faces in June!

President: Allan Campbell

June Raffle item

Worksharp Knife Sharpener
valued at about \$70



**Gotta buy a ticket
to win!**

how he built it and the cost of the materials. The vise would prove to be an excellent addition to any work bench.

Program:



Our program was on the Life of Thomas Day and was presented by Jerome Bias. Thomas Day was a master cabinet maker and a free man of color in the antebellum south, not exactly the best place to be. Mr. Day not only managed to overcome the short comings of his position and survive but he also built a very prosperous business and was considered to be an outstanding member of the community. Jerome covers all of this and more, highlighting his skill in the design and build of furniture and homes. The North Carolina Museum of History has an excellent display of Mr. Day's furniture some of which even include the original bill of sale. The presentation has over one hundred examples of his work and will be on display thru November. The display is well worth the trip to the museum.



Respectfully submitted by:
Joe Gorman - secretary

I found this video and thought some might be interested.

The following excerpt is from the UNC-TV production of *The Woodwright's Shop* with Roy Underhill, episode #3011 - Thomas Day Furniture Maker, which aired on January 22, 2011

Source: <http://www.youtube.com/watch?v=ICTrtH008Sg>

Video excerpt used with permission from Roy Underhill of *The Woodwright's Shop* and UNC TV.

www.trianglewoodworkers.com

Mike Payste with Leg Vise

TWA News...

3

www.trianglewoodworkers.com

MEMBERSHIP PAGE

Michael Joerling

July 17th, 2012

surface decoration of furniture

Michael is an artisan that builds furniture and sculpts wood in his shop outside Chapel Hill, NC. Trained as an artist, Michael uses wood as his medium. He has exhibited his work in galleries in several states and his work has found a home in the collections of several museums.

Michael will demonstrate techniques for surface decoration of furniture, including carving through veneer to reveal the underlying contrasting wood and texturing. He will also talk about the use of negative space in design.



WoodWorkers & Reclaimed Wood Lovers Alert

Vintage Woods For Sale ~ Walnut ~ Oak ~ Heart Pine ~ Cedars

Located in Timberlake, Person County

Informative flier and contact information on Page 8

Estate Sale

Tools for sale by Noel Hartle of Wake Forest 919-435-0289
oldebarn300@gmail.com

Estate Sale

Tools for sale by by Lois Cullifer 919-781-6887
happyquilter@nc.rr.com

Complete tool listings are located on page 9.

New
Feature

Items Wanted Wanted Items

Shop space for lease. Large 20,000 Sqft Co-Op shop looking for subtenants to share space with access to industrial level 3phase tools. Utilities are included for \$1 per Sqft a month with minimum 500 sqft per person for personal "bench space". Access to the common areas of the shop and the common tools are part of the lease. Downtown Raleigh, near Glenwood south area. Projected move-in during April.

Contact: Mark Keglers 919-608-7220

SALE

Thickness planer

\$200

with dust hood, stand, and tools
Ed Mastin 919-685-2657
emastin@nc.rr.com



DJ-15 6" jointer \$600

USA MADE Little use, includes two sets blades.



Delta (Model 28-280) 14" bandsaw \$400

several blades 1/8, 3/8, 3/4 inch.
halbrowne_44@hotmail.com



"I have been collecting tools for a long time and they are like old friends to me"

My name is Steve Rogers and I moved near Pittsboro, NC, in 2006, from New Mexico. I've been making sawdust for the past 40 years and due to health reasons have decided that it's time to go in another direction.

Powermatic 20" wood bandsaw – Model 2013 – Excellent condition - \$1,500

Makita 6" jointer/12" planer- Model 2030 – Good condition - \$400

Delta wood lathe, with duplicator – Cat. #: 46-546- Excellent condition - \$1,000

Old Sears 10" table saw – Free to a good home

24" RBI scroll saw – Model 226 VS – Excellent condition - \$500

Wood Tek dust system – Model 801-124 – Good condition - \$100

Numerous pipe clamps with Pony fixtures. \$75

Metalworking tools

9" South Bend metal lathe, with numerous extras. Model CL 6442

Metal bending fixture.

Pipe bender.

Hobart 10KW generator/DC welder with four hours total run-time. On a towable trailer, with 10' ft. welding leads. Also, has a 10' cable for plugging into house for back-up power. Main house circuit breaker panel would have to be re-wired to accommodate.



Should you know anyone who might be interested in any of these tools please do not hesitate to contact me at sawdustking@aol.com, or by phone at (919) 545-9566.

Leg vise Workshop

At the May meeting, I showed a wooden leg vise that I designed and several members asked "When's the work-shop?"

In response, Cecil Raynor and I (Mike Payst) are planning a two-day leg-vise workshop during July or August at Cecil's workshop in North Raleigh.

The proposed cost will be around \$75 with wood and hardware included. We will have a sign-up sheet at the June TWA meeting. Attendance will be limited to six participants.

Attendees can choose between a wooden flywheel actuator with a knob (as shown) or a conventional wooden tommy bar. Vise height and parallel guide (the board with the many holes) location can be varied to suit your existing or proposed bench. The vise leg is 5" square and made of 4 plies of SYP.

Wooden leg vises had been used for centuries and then fell out of favor. I got hooked on leg vises after building a Ruobo-style workbench (see Oct. 2010 TWA newsletter) that included a leg vise last year.


My first leg vise did not work as smoothly as I would have liked and since then I have been refining the design. Changes include an Acme screw, two ball bearings, and a wooden flywheel actuator. The vise chop hangs from the screw on a ball bearing thus unloading the chop's weight from the parallel guide.

After the workshop, what would you do with what you built? Here are a couple of ideas:



You could build a bench around your leg vise by sawing a tenon on the top and adding two mortises for your base's rails.

Or, I clamp my leg vise in my workbench's end vise and use it as a face vise. Also, I can hold long boards using the original leg vise at the left end of my bench in conjunction.



What Clubs Across America are doing...

Central Florida Woodworkers Guild Website: www.cfwg.org/

At each month's meeting, guild members show projects they are working on or have finished in the last month. In addition to the types of wood used, members explain the processes they used, problems they encountered, and their work-arounds, tools and fixtures they made to build the project, special set-ups used, and the finish and finishing process they used.

The 2X4 contest was the program.

Terry's 2X4 entry, this used to be a 2X4 standard 8' construction grade. Terry sure has a vivid imagination. It won first prize in the contest.



Florida Westcoast Woodworkers Club Inc. Website: www.floridawoodworkers.com/

2x4 contest winners for this club.



UPCOMING EVENTS

2012 PROGRAMS

Available On-Line

@

www.trianglewoodworkers.com

TWA News...

6

www.trianglewoodworkers.com

Month	Program	Speaker	Workshop
June 19 th	Windsor chair making, carving the seat.	Elia Bizzarri	None
July 17 th	Surface texture in furniture design	Michael Joerling	None
August 21 st	Mortise and tenons demonstration - ways to cut	TWA Club Members	None
September 18 th	Spray Finishing	Dave Bubacz	None
October 16 th	Guitar/Violin making	Jon Turner	None
November 13 th	Lumber selection	Steve Wall	None
December 11 th	Toys for Tots	TBD	None

Mentors Wanted/Needed

The purpose of TWA is to provide a forum for woodworkers to gather, exchange information & further the art of woodworking. To this end, those more skilled woodworkers are encouraged to become a Mentor to provide knowledge to other members regarding areas of the Mentors skill, experience & knowledge. If you are interested in being a mentor, and willing to help a fellow woodworker discover answers to their questions, please contact Larry Bradbury, 919-518-6891 or lbradbury12@yahoo.com

Mentors

The purpose of this program is to have a reference guide of whom to call when you need to “pick someone’s brain”, *Rule #1 in woodworking: nobody has a monopoly on brains!* This list of people includes: contact information, projects the Mentors are comfortable offering advice about, and skills they would be able to help with.

Mentor	Service/Skill Offered	Phone Number	Email Address
Bernie Bogdon	Relief Carving	(919) 850-0739	sabile_27615@yahoo.com
Hugh Fish	Chairs, Joinery, Machinery & Power Tools, Mantles, Routers, Tables and TV Cabinets, Turning	(919) 467-5696	hughpatfish@yahoo.com
John Margeson	Baby Furniture, Beds, Bookcase, Chairs, Chest, Decks, Tables	(919) 876-3476	jmalice@bellsouth.net
Scott Miller	Compound Cutting, Scroll Sawing	(919) 233-0204	smi11er@aol.com
Mike Resar	Baby furniture, Beds, Bookcase, Cabinets, Chest, Drafting, Dressers, Tables, TV Cabinets	(919) 876-1664	atwaterla@ncleg.net
Allen Campbell	Simple inlay, Staining/dyeing, Pen turning, Cabriole legs	(919) 772-4551	aacjr@nc.rr.com
Cecil Raynor	Joinery, Finishing, Tables, Chairs	(919) 870-0508	raynorc@bellsouth.net
Amy Dowden	Google SketchUp		
Chuck Arnold	Countertops & Plastic Laminate	(919) 995-2301	woodenitbenice@nc.rr.com

www.trianglewoodworkers.com

TWA Sponsors

Anchor Hardwoods 919-790-9449
6716 Old Wake Forest Rd., Raleigh, NC
10% discount to members

Ashcroft Saws and Tools 919-876-3223
3216-G Wellington Ct, Raleigh, NC
25% off list on blades and 10% off on sharpening

Capitol City Lumber Co. 919-832-6492
4216 Beryl Road, Raleigh, NC 1-800-244-6492
<http://www.capitolcitylumber.com>
Special prices to TWA members

Edwards Mountain Woodworks fine handtool woodworking; creating and teaching in wood. For further information on the workshops, schedule, and tools needed and any other requirements email Bill Anderson at bill@edwardsmountain-woodworks.com or call 919-932-6050, evenings.
Tuition discount for club members.

The Hardwood Store 1-888-445-7335
Gibsonville, NC www.hardwoodstore.com
Discount: 10 cents per board foot

Guy C. Lee Building Materials 362-1444
900 N. Salem St., Apex, NC

Keglers Woodwerks LLC 919-608-7220
330 Dupont Circle Raleigh NC mkeglers@earthlink.net

Klingspor's Woodworking Shop 919-876-0707
3141 Capital Blvd. (.9 mile N of Beltline exit 11)
www.woodworkingshop.com
10% discount excluding lumber and power tools

Raleigh Saw 919-832-2248
5805 C Departure, Raleigh, NC 27616
10% discounts on all new products

Stock Building Company 919-828-7471
3000 Yonkers Rd Hwy. 64 & Old US 1, Raleigh, NC

Tarheel Wood Treating Co. 919-467-9176
Highway 54, Morrisville, NC
Contractors prices on all wood products
Show TWA card before order is written

Woodcraft 919-781-1911
4317 Pleasant Valley Road fax: 919-781-1980
Raleigh, NC 27612
Email: raleighwoodcraft@bellsouth.net <http://www.woodcraft.com>
\$25 gift certificate at each TWA meeting for the raffle

Woodworker's Supply of NC Store (336) 578-0500
1125 Jay Lane, Graham, NC Mail order 1-800-645-9292
www.woodworker.com

Wurth Wood Group 919-231-6620
4213 Poole Rd, exit 15 off 440 Raleigh, NC
<http://wurthwoodgroup.com>
Preferred prices for TWA members

CLASSIFIED ADS

Classified ads are free to all members. To have an item posted send a note to: TriangleWoodworkers@gmail.com or our Newsletter editor: irishrose2365@yahoo.com.

All ads will run for 2 months unless otherwise notified.

TWA LIBRARY

All TWA members are welcome to sign out a maximum of three items at a time. Items checked out are due to be returned at the next monthly meeting. Returned items should be placed in the "Returns" box in the library area. The late fee for each item is \$2.00 per month. Any late fee's owed by a member must be paid before any further materials can be checked out by that member. If you know you can't make it to the next meeting you can avoid the late fee(s) by mailing the item(s) to Kay Baker, 610 Benfield Ct., Garner, NC 27529, or by calling (919) 696-8504.

As we all share a love for wood -- we would like to share the media which we have at our disposal as well. Please be conscious of your fellow member and return items in a timely manner.

To Check Out an Item

Find the circulation card located in the back of books and inside of any material in a case. Sign and add the current date to the card. Place the card in the wooden "Check-out-Box" located on top of the library cart.



Librarian: **Kay Baker**

Sample of Books

Title	Author	Subject
Building Small Projects	Fine Woodworking	Projects
Working with Handplanes	Fine Woodworking	Hand Tools
Workstations and Tool Storage	Fine Woodworking	The Shop
In the Craftsman Style	Fine Woodworking	Furniture
Smart Workshop Solutions	Anthony, Paul	The Shop
Period Furniture Details	Bird, Lonnie	Furniture
Chests of Drawers	Hylton, Bill	Furniture
Practical Design Solutions and Strategies	Fine Woodworking	Furniture
Setting Up Shop	Nagyszalancy, Sandor	The Shop


Sample of DVDs

Frame and Panel Construction	Graham Blackburn	Technique
Wood Finishing Basics	Michael Dresdner	Finishing
The Versatile Router	Pat Warner	Power Tools
Tage Frid	FWW	Technique
Sam Maloof	FWW	Technique
Hand Planes in the Workshop	Mario Rodriguez	Hand Tools
Chairmaking Techniques	Jeff Miller	Technique
FWW Video Tips Volume 1	FWW	Technique
Making Jigs and Fixtures	FWW	The Shop

WoodWorkers & Reclaimed Wood Lovers Alert

Vintage Woods For Sale ~ Walnut ~ Oak ~ Heart Pine ~ Cedars

For Sale: Slabs & boards of air dried Walnut, Oak, Heart Pine, and Cedar.
Large Selection ~ air dried for years ~ Stored safe and dry.
Beams & timbers salvaged from old houses of Person & Granville Counties.
Prices varied ~ Must see to negotiate ~ makes gorgeous mantles, coffee tables, furniture, tables. Located in Timberlake, Person County.
Call 919-957-9471 or 919-599-0107 for more information.



Estate Sales

Tools for sale by Noel Hartle of Wake Forest
919-435-0289 oldebarn300@gmail.com

"Your loss is heartfelt and we pray you embrace love & peace which are eternal"

~Diane Philyaw, Newsletter Editor

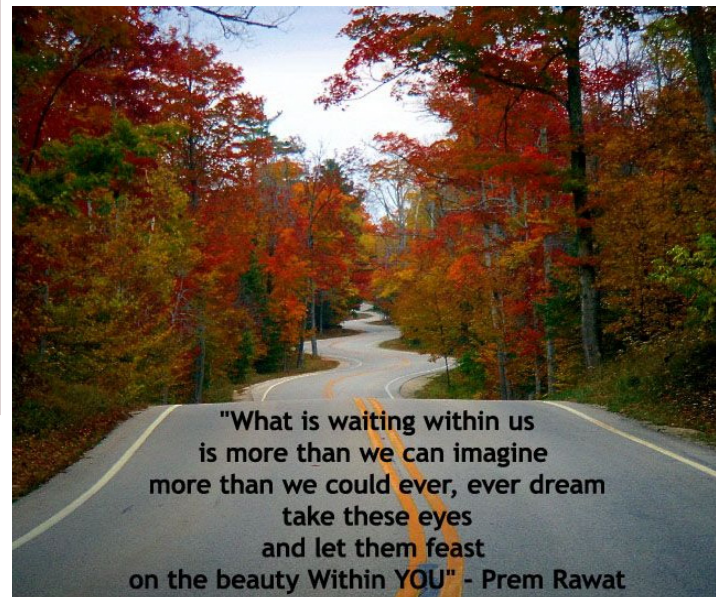
Tools for sale by Lois Cullifer
919-781-6887 happyquilter@nc.rr.com

Portable planer 10" – tabletop – \$100
 Portable planer 6" 1.5 hp – Tradesman – \$125
 Bandsaw Industrial Italian 22" throat 22" x 25" table - \$1100
 Bandsaw Rockwell Delta 14" - \$200
 Bandsaw Rockwell portable model 725 - \$200
 Unisaw Delta 10" Biesemeyer fence Makita router in 4' extension table - \$950
 Table saw Hitachi 10" model C10frw/ portable stand - \$200
 Sliding compound 10" chop saw Hitachi model C10FSH w/ 2 7' extension tables - \$400
 Scroll saw Delta model 40-75016" - \$75
 Drill Press Walker Turner 42" vertical capacity - \$75
 Drill Press Grizzly new model G7947 42" vertical capacity - \$400
 Drill Press 12 speed 5/8" chuck Central Machinery 42" vertical capacity - \$250
 Oscillating Spindle Sander Ryobi model OSS450 14"x20" table - \$100
 Belt Sander vertical 6" Grizzly - \$150
 Belt Sander vertical 6" Rockwell model 31-520 - \$250
 Mortiser German Maka 6" plunge stroke - \$750
 Dust collector Delta 1.5 hp - \$150
 Dust Collector Grizzly model GB027 1 hp - \$50
 Phase Converter industrial American Rotary (new) - \$1250
 Air compressor portable 30 gal 2 hp - \$200
 Power washer Craftsman 5 hp 2000 psi - \$150
 Routers - Porter Cable 5511
 Porter Cable 5201
 Porter Cable 1001-t2
 Makita RF 1101
 Black & Decker small
 Bosch electric planer 3272A
 Westward 4 1/2 " disc grinder model 54g94
 Black & Decker shorty drill
 Milwaukee 7" Sander Grinder
 Milwaukee Magnum hole shooter 1/2" drill
 Black & Decker 1/2" drill
 Sanders - Bosch 4" belt model 1276DVS
 Skill 3" YQZ4
 Skill 2" 7102
 Black & Decker palm Sander
 Ridged Orbital 6" R2610
 Ryobi Orbital 4" RS240
 Ryobi Triangle detail Sander DS-1000
 Ingersol Rand 1/2" impact wrench model 8049
 Skillsaw 7 1/4 "
 Remington electric pole saw
 Kent power shear hand held 14 ga steel capacity model KE-440
 Craftsman 16" electric chain saw 3.5 hp
 Stihl 14" gas chainsaw
 10" auto planer
 Pittsburg 5 piece wrench set 1 3/8 – 2 "
 A Large quantity of wood and furniture parts

Scroll Saw RBI Hawk (Paid \$1200) \$600
 23 woodworking books, mostly scroll saw \$2 ea. All for \$30
 Scrollsaw Workshop Magazines #1-47 (current issue) \$25
 Craftsman Workbench with cabinet, drawers, pegboard & upper tool holder. \$100
 Delta 4" belt 6" disc sander \$30
 Wen 3" belt sander \$5
 Weller sander & polisher \$15
 Black & Decker Palm Grip sander \$15
 2 ea Black & Decker Jigsaw/blades/case \$25 ea.
 Allied 32 pc. Mechanics set \$30
 3/8" and 1/2" ratchet sets \$20 (both)
 Black & Decker Cordless drill set \$30
 Skil circular saw – 6 1/2" \$20
 Skil drill \$10
 Chicago reciprocating saw \$5
 8 pc. Drafting tool set \$10
 2 - 13 pc. Spade bit sets \$7 ea
 Makita heavy duty drill bits \$10
 Engraving tools \$5
 Wagner Power Painter \$30
 TMK multi tester \$3
 2 Mobile base units – new in unopened boxes. \$15 ea.
 3 Stools \$5 ea
 Weed Eater \$10
 Lawn Mower \$30

VARIETY OF:

Hand Tools, Saw Blades, Sandpaper,
hardware, Wood, Etc. Make offer.



**"What is waiting within us
is more than we can imagine
more than we could ever, ever dream
take these eyes
and let them feast
on the beauty Within YOU" - Prem Rawat**

www.trianglewoodworkers.com

Bananas Foster II

A great idea ~~ Father's day surprise!



What You Need

- 1/4 cup butter
- 2/3 cup dark brown sugar
- 3 1/2 tablespoons rum
- 1 1/2 teaspoons vanilla extract
- 1/2 teaspoon ground cinnamon
- 3 bananas, peeled and sliced lengthwise and crosswise
- 1/4 cup coarsely chopped walnuts
- 1 pint vanilla ice cream

www.trianglewoodworkers.com

Attention Members

Regular club meetings
begin at 7 PM!

Directions

In a large, deep skillet over medium heat, melt butter. Stir in sugar, rum, vanilla and cinnamon. When mixture begins to bubble, place bananas and walnuts in pan. Cook until bananas are hot, 1 to 2 minutes. Serve at once over vanilla ice cream.

"On father's day we all tried this delicious dessert which everyone loved. Bananas warmed in buttery rum sauce over vanilla ice cream."

Triangle Woodworkers Association
PO Box 4206
Cary, NC 27519