



## In This Issue

### page 1...

Bruce Bradford on Maloof Style Furniture  
Renewal Time

### page 2...

About TWA/Mission Statement  
Club Officers and Committee Chairmen  
By the Numbers  
TWA on Facebook  
New Member Welcome  
Announcement

### page 3...

Steve's Shavings  
T4T Kickoff

### page 4 & 5...

#### Members Page

June meeting intro  
May 4 minute auction  
April Minutes  
April meeting candids  
For Sale Items  
Leg Vise Workshop candids  
Woodworking Kits for Kids

### page 6 & 7 ...

2013 Programs  
Mentors listing  
Library information  
TWA Sponsors  
List of Books & DVDs

### page 8

May recipe of the day  
DIY Chicken Burritos  
Porch Swing plans -- FREE

## May 12<sup>th</sup> is Limerick Day

### my attempt at a cute limerick!

There was a woodworker named Beaver,  
Who carried a huge handmade cleaver.  
He searched through the day,  
Taking no time to play,  
Till he found the right tree to retriever.



## TWA Welcomes Bruce Bradford

***Tuesday***

May **21<sup>st</sup>**, 2013

**7:00 PM**

*at the Woodworking Shop*  
*3141 Capital Boulevard, Raleigh, NC*

Several members meet at 6:00pm Buffalo Brothers Pizza & Wings  
for dinner prior to the meeting. Please join us!

## Topic: Maloof Style Furniture

**B**ruce Bradford creates custom furniture in Winston-Salem. He began his career in the corporate world but left in 1999 to pursue his passion as a craftsman. Each day he designs and builds chairs, tables, and just about anything you can put in your home. "A lot of the stuff I do is considered contemporary and sculptural". Much of his furniture borrows from the designs of the legendary Sam Maloof. Bruce will talk to us about his work and how he creates his beautiful furniture.

**Host: Jeff Leimberger**



*Sample of a Sam Maloof inspired  
rocking chair.*

## Renewal Time is Here Again!!!

TWA Membership year ends July 31<sup>st</sup>. Any member who has not renewed by that date will automatically be dropped from membership and club benefits. Of course we don't want that to happen.

## Incentive

Workshops generally run a cost of around \$70.00 or so. All members who have finished their renewal by the July 31st date will be eligible for a **"free pass"** to a club workshop held during the year.

Also, don't forget the "Book Distribution" where books and magazines will be available for

members only to take and add to your current collection. This event asks for a cash donation. The donation amount is completely up to you.

Of course the qualifier to participate is that your membership is up to date.

I will be accepting dues at the May meeting so plan to renew and ensure your name in the workshop drawing and your shopping ability for the Book Distribution.

**2013 Dues are as follows.** Email newsletter \$40.00. Hard copy newsletter \$50.00. Spouse \$1.00. Checks to be made to Triangle Woodworkers Association.

Hope to see you all there!

**Membership Chairman: Kay Baker**

*By three methods we may learn wisdom: First, by reflection, which is noblest; Second, by imitation, which is easiest; and third by experience, which is the bitterest.*  
~Confucius

## About the Triangle Woodworkers Association (TWA)

The Triangle Woodworkers Association (TWA) is a nonprofit educational corporation. The TWA is dedicated to teaching woodworking techniques through seminars, classes, and workshops; participants are required to sign waivers absolving liability for TWA or its designated representatives. The TWA promotes woodworking education and community interest in woodworking and in general sharing a love for wood.

### Club Officers and Committee Chairmen

#### Executive Board

**President:** Steve Steinbeck, (919) 467-6095  
stevejsteinbeck@gmail.com  
**Vice President:** Jeff Leimberger (919) 698-8927  
**Secretary:** Joe Gorman, (919) 772-6069  
Gorman@hotmail.com  
**Treasurer:** Hugh Fish (919) 467-5696  
hughpatfish@yahoo.com  
**Members at Large:** Chuck Arnold, Pete Bucki, Kay Baker

#### Committee Chairman

**Program:**-----Jeff Leimberger (919) 698-8927  
**Toys for Tots:**-----Fred Ford, (919) 469-9575  
**Newsletter:**-----Diane Philyaw, (919) 764-9266  
irishrose2365@yahoo.com  
**Library:**-----Kay Baker, (919) 696-8504  
kdbakerkdb@yahoo.com  
**Publicity:**-----Allan Campbell, (919) 772-4551  
aacjr@nc.rr.com  
**Mentor:**-----Larry Bradbury,  
lbradbury12@yahoo.com  
**Facilities &  
Refreshments:**-----Chuck Arnold [woodenitbenice@nc.rr.com](mailto:woodenitbenice@nc.rr.com)  
**Raffle:**-----Mike Payst, [mpayst@nc.rr.com](mailto:mpayst@nc.rr.com)  
**Sponsor:**-----Bill Anderson, (919) 932-6050  
[willardanderson@bellsouth.net](mailto:willardanderson@bellsouth.net)  
**Hospitality:**-----Pete Bucki, (919) 380-8860  
[peteb301@att.net](mailto:peteb301@att.net)  
**Photographer:**-----Ed Mastin, [emastin@nc.rr.com](mailto:emastin@nc.rr.com)  
**Membership:**-----Kay Baker, (919) 696-8504  
**Audiovisual:**-----Tom Reville, (919) 387-8286  
**Webmaster:**-----Roger Philyaw, (919) 764-9266  
[rphilyaw1@gmail.com](mailto:rphilyaw1@gmail.com)

**TWA News** is published monthly and is e-mailed to members. If you are interested in contributing articles, please send to Diane our Newsletter editor at [trianglewoodworkers@gmail.com](mailto:trianglewoodworkers@gmail.com) or her personal email [irishrose2365@yahoo.com](mailto:irishrose2365@yahoo.com) or you can submit by mail to:

**Triangle Woodworkers Association**  
P.O. Box 4206

Cary, North Carolina 27519-4206

## BY THE NUMBERS

### Treasurer's Report

Beginning Bank Balance:	\$7,035.35
Income:	\$216.00
Expense:	\$347.27
Ending Bank Balance:	\$6,904.08

**Note:** figures exclude petty cash & other "slush" funds.

**Note:** \$1910.00 in Toys for Tots (personal & raffle) donations.

**Submitted by:** *Hugh Fish*




### TWA is on Facebook



On our website, [www.trianglewoodworkers.com](http://www.trianglewoodworkers.com), you can hit the link to "like" us on Facebook or if you do not have a facebook page you can create one if you like. Or you can go to [www.facebook.com](http://www.facebook.com) and search for TWA and add us as a friend.

I am adding many of the photos from events to our Facebook page - many of these I cannot fit into the newsletter. Be sure to look for new items.



### NEW MEMBER WELCOME

We welcome **2** new members this month.

**Jerry Berger** of Chapel Hill, **Christopher Farmer** of Garner.

A colored dot on a name tag indicates that the member is new, so be sure to say hello and welcome them.

**Membership Chairman: Kay Baker**

## Announcement

**Pete Bucki** is our Hospitality Chairman and would like any news of illness or misfortune or better yet something really good happening to one of our members -- Please contact Pete so he can share.

Pete can be reached at: (919) 380-8860  
[peteb301@att.net](mailto:peteb301@att.net)



## Free Plans

<http://freewoodworkingplan.com/>

<http://www.woodworkersworkshop.com>

<http://www.freeww.com/>

<http://www.woodprojects.com/>

<http://www.backyardspaces.com/porchswings.html>

[www.trianglewoodworkers.com](http://www.trianglewoodworkers.com)



# Steve's Shavings

Unedited

**APRIL TWA MEETING:** Thanks to all the TWA Members and guests who attended the April 16, 2013, meeting where we were rewarded with an engaging presentation on 'Infill Plane Making' by Tom Calisto, owner of Windward Woodworks in Chapel Hill. Also, a special thanks for those members who helped raise almost \$200 by bidding on donated tools and new Irwin Marples Woodworking Saw Blades. The money raised with these auctions, conducted by Pete Bucki, help defray the costs of Toys 4 Tots supplies.

**BOARD OF DIRECTORS MEETING:** On April 17, 2013, your Board of Directors and many of the Committee Chairs met at the home of TWA Treasurer, Hugh Fish in Cary. Ten board members and committee chair members participated in discussing a wide range of topics. First on the agenda was the ever important program for the coming year. If you have suggestions, please share them with Jeff Liemberger, Vice President. Some suggested programs included; hand finishing, pyrography, antique tools, Old Salem woodworking, hand planes, and national speakers such as Garrett Hack or Will Neptune. Please let Jeff know your preferences. Kay Baker reported that she is planning the Book Expo for TWA Members at the August 20, 2013 meeting. Kay will be working with Jeff and Roger Philyaw on upgrading our membership software for enhanced efficiency. Extra efforts will be made to keep the TWA Online Calendar up to date with Association activities. The BOD also approved a T4T/TWA RAFFLE of up to \$300 with either a gift certificate or woodworking tool to be conducted by Pete Bucki. Let Pete know if you prefer a gift certificate to Klingspor or a special tool. Fred Ford has completed plans for the TWA/T4T pig pickin' at the Cary Bond Park, Kiwanis Shelter on Saturday, July 20, 2013. Mark your calendars to attend this special meeting that will include some extraordinary "Show & Tell" by TWA Members. Finally, Fred Ford was appointed Chair of the Nominating Committee that includes; Pete Bucki and Joe Gorman. Please see one of these Nominating Committee members to volunteer in making TWA better.

**LEG VISE WORKSHOP:** What has one leg, a large fly wheel, a long Acme screw, can grip boards with robust force, and weighs approximately 30-35 pounds? You guessed right, it is the venerable leg vise redesigned by TWA member, Mike Payst. Thanks to Mike, 6 more TWA members went home with a "must have" accessory for any woodworking bench. This was Mike's second leg vise workshop and both were held at Cecil Raynor's shop. Cecil also shared his woodturning skills by assisting the workshop participants in final turning and embellishing their fly wheel.



Cecil Raynor Turning Leg Vise Flywheel



Mike Payst Design-Leg Vise

If you are interested in building the Mike Payst design leg vise, talk with Mike and he may schedule another workshop.

*I am determined to be cheerful and happy in whatever situation I may find myself. For I have learned that the greater part of our misery or unhappiness is determined not by our circumstance but by our disposition.* ~Martha Washington

**WOODWORKING SAFETY DAY,** May 1, 2013: While May 1 has past it is never too late to work wood safety. For some outstanding woodworking safety links, go to: [www.thewoodwhisperer.com/woodworking-safety-day/](http://www.thewoodwhisperer.com/woodworking-safety-day/). Remember, it is your responsibility to practice safe woodworking everyday.

**NEXT TWA MEETING,** May 21, 2013: Please join us at the May TWA Regular meeting when Bruce Bradford from Winston-Salem will discuss his Maloff influenced furniture design. As always, please bring a friend who shares our passion for woodworking.

Now ~ ~ let's go make some shavings ~ ~

**President: Steve Steinbeck**

## 28<sup>th</sup> year Toys for Tots Kick-off

**A**BBQ at Bond Park will start the year. The Kiwanis Shelter on Saturday July 20, 2013 is our destination. Detailed driving directions will be emailed to all that sign up for the event. There will be no charge to attend, but *sign up* is required.

All spouses and children are encouraged to attend. There is a large playground just a stones throw from the shelter that can be used before the meeting and maybe after dinner if the children get restless and would like to play instead of seeing all of the show and tell.

Pete Hodges will be preparing the dinner and I will be helping but I don't think anyone would like the desert we might put together. Therefore I am going to be asking folks to bring a desert to share. Maybe some of the fine recipes on our newsletters will show up. Past TWA events tell me we have a few really good bakers amongst us. I am looking forward to the sharing of your talents again.

### AGENDA:

- 5:30 - 6:30** Set up Committee only
- 6:30 - 6:45** **BUSINESS MEETING** - Steve Steinbeck will conduct TWA business after which a Plaque will be presented to TWA by Gunnery Sergeant Swope of Marine Corp. Sgt. Swope will share with us some information about the Nation wide Toys for Tot Program.
- 6:45 - 7:30** **DINNER** - Invocation given by Tommy Revelle followed by barbecue, beans, potatoes, string beans, coal slaw, tea, and desert.
- 7:30 - 8:15** **SHOW & TELL** - Hal Brown, Hugh Fish, Bob Gabor, and, Cecil Raynor, some of our best woodworkers, will share with you their woodworking methods.
- 8:15 - 8:30** **CLEAN UP** Clear tables and remove all personal items. All lend a hand and we are off to home.

**Chairman of the TWA Toys for Tots Program:**

**Fred Ford**



# Membership Pages

## Secret Compartments in Furniture

with **Chuck Bender**

**Friday June 21<sup>st</sup>, 2013**

**Workshop June 22-23, 2013**

Chuck Bender of *Acanthus Workshop, LLC* will give a presentation on, "Secret Compartments in Furniture", **FRIDAY** May 21<sup>st</sup> at our monthly meeting.

He will then guide a workshop Saturday & Sunday on building a small dovetailed box with hand planed moldings. Chuck is a nationally known period furniture maker – and an expert at improving your dovetail skills. He has relied on his years of experience as the foundation for his woodworking school and web based seminars. More information on Chuck can be found on his website at <http://www.acanthus.com>.

Price for the 2 day workshop is \$90 + materials. You may provide you own wood, but the molding stock should be straight grained. Dimensions to be determined. The workshop will be held in Cary.

Email Jeff Leimberger at [jleimberger@nc.rr.com](mailto:jleimberger@nc.rr.com) for information about reserving your spot!

Host: Jeff Leimberger



## May Four Minute Auction Items

1 2 3

# No Auction this month!

Remember – all proceeds benefit Toys for Tots.

Auctioneer: Pete Bucki

## Meeting Minutes

April 2013

The meeting came to order at approximately 7 pm with Steve Steinbeck presiding. Steve introduced our Guests and asked them their interests. He also reminded us members to support our sponsors.

### Announcements:



Fred Ford reminded members that this year we will kick off the Toys for Tots drive with a picnic in July. Food will be provided by the club and members are asked to bring a desert of some kind.



Pete Bucky reviewed the items to be auctioned off during the break. The items included five new 10 inch saw blades donated by Iwrin. If you are lucky enough to win one of the blades Iwrin has asked that you write a review. Anyone who does write a review will be entered in a drawing for 5 thousand dollars (\$5,000) in July.



Mike Payst demonstrated the leg vise that he will be building in a workshop later this month. The workshop will be held at Cecil Raynors shop.



Mike has donated a leg vise to be auctioned off at the June meeting.

### Show & Tell:



Leon Harkins with his chip carving



Bob Allen with his corner dovetail

### Program:

Making an infill plane by Tom Colisto. Tom did a presentation on making infill planes. Because of the time involved in making a plane Tom gave an overview of the planes construction but concentrated the major part of his presentation on making the double dovetails which lock the sides of the plane to the base of the plane.

Respectfully submitted by: Joe Gorman Secretary


## March Meeting Candids w/Tom Calisto



filing brass w/  
barrette file



infill plane



plane & pieces



sawing dovetail



sawing halfpin

## For Sale Cypress Shaker Shingles

Ernie Lubiani, was the museum director for the East Carolina Village of Yesteryear. In that position he came across a barn built in the 1780's in Beaufort County that was being razed. He was able to save around 200 pieces. The wood ranges from 15"-24".

I will have one of the pieces with me at the next meeting for viewing to see if you might be interested.

Submitted by: **Kay Baker**

## For Sale Dust Collection System

Seco UFO-102B four bag collector with a 3HP, 3 Phase, 220/440 motor and a quantity of 5, eight foot stainless steel snorkels E-Z Arm II, by Airflow Systems, Inc. Lots of SS connectors and adapters are included for configuring the snorkels.

All of this equipment is located in the **Croasdaile Village** woodworking shop in Durham.

contact **Fred Wilkenloh** by email [fnw@ieee.org](mailto:fnw@ieee.org)



*By working faithfully eight hours a day you may eventually get to be boss and work twelve hours a day. ~Robert Frost*

## Mike Payst Leg Vise Workshop

April 2013 marks the 2nd leg vise workshop and six more TWA members (Hal Brown, Mark Firley, Jack Kite, Ed Mastin, John Zatti, & David Murphy) enjoyed the teaching by presenter and creator Mike Payst. The event was hosted by Cecil Raynor.




Hal, David, & John watch Mike

The leg vise built in this workshop was developed by TWA member Mike Payst and features a wooden flywheel actuator, a 1" steel Acme screw, two ball bearings, and leather jaw pads.

*Mike explains to Hal, David, & John*

*Mike explains to Mark & Jack as Cecil watches*



**Woodworking Kits for Kids** are a great way to bring the family together while making education fun.

It's a great way to spend time with your children/grandchildren as they learn new skills. The use of real tools to build projects is challenging and interactive, encouraging critical thinking through hands on activities.

With each new project children increase their learning ability and advance to new levels in woodworking, craft and design. Play time turns into valuable lessons while making memories with family.

<http://www.squidoo.com/wood-kits>

## Upcoming Events

# 2013 PROGRAMS

Available On-Line

@

www.trianglewoodworkers.com

Month	Program	Speaker	Workshop
May 21 <sup>st</sup>	Maloof Style Furniture	Bruce Bradford	
June 20 <sup>th</sup> , 22 <sup>nd</sup> , 23 <sup>rd</sup>	period furniture maker	Chuck Bender	Sat/Sun
July 20 <sup>th</sup>	TWA Pig Pickin -- T4T year 28 Kickoff party	Fred Ford	

## Woodworking Ideas & Good Plan Selection

Woodworking is a demanding but rewarding process. Like many processes it will go more smoothly if a good plan is decided on before beginning. There are many plans for bringing many types of woodworking ideas to life. Some plans are simple and easy to follow for basic ideas, while more complex projects may require complicated and demanding plans. Whatever the project, it must be approached with a good idea of the finished product and the plan for getting there.

<http://woodworkerssupply-plans.com>



## Auction Items Needed

I am looking for additional items IE: tools (new or used), hardware or wood related items for the upcoming auctions. Call (919) 380-8860 or email [peteb301@att.net](mailto:peteb301@att.net) Pete Bucki if you have something you wish to donate. I am happy to pick up items within a 60 mile range.

## Mentors Wanted/Needed

The purpose of TWA is to provide a forum for woodworkers to gather, exchange information & further the art of wood-working. To this end, those more skilled woodworkers are encouraged to become a Mentor to provide knowledge to other members regarding areas of the Mentors skill, experience & knowledge. If you are interested in being a mentor, and willing to help a fellow woodworker discover answers to their questions, please contact

Larry Bradbury, 919-518-6891 or [lbradbury12@yahoo.com](mailto:lbradbury12@yahoo.com)

## Mentors

The purpose of this program is to have a reference guide of whom to call when you need to "pick someone's brain", Rule #1 in woodworking: nobody has a monopoly on brains! This list of people includes: contact information, projects the Mentors are comfortable offering advice about, and skills they would be able to help with.

Mentor	Service/Skill Offered	Phone Number	Email Address
Bernie Bogdon	Relief Carving	(919) 850-0739	<a href="mailto:sabile_27615@yahoo.com">sabile_27615@yahoo.com</a>
Hugh Fish	Chairs, Joinery, Machinery & Power Tools, Mantles, Routers, Tables and TV Cabinets, Turning	(919) 467-5696	<a href="mailto:hughpatfish@yahoo.com">hughpatfish@yahoo.com</a>
John Margeson	Baby Furniture, Beds, Bookcase, Chairs, Chest, Decks, Tables	(919) 876-3476	<a href="mailto:jmalice@bellsouth.net">jmalice@bellsouth.net</a>
Scott Miller	Compound Cutting, Scroll Sawing	(919) 233-0204	<a href="mailto:smiller@aol.com">smiller@aol.com</a>
Mike Resar	Baby furniture, Beds, Bookcase, Cabinets, Chest, Drafting, Dressers, Tables, TV Cabinets	(919) 876-1664	<a href="mailto:atwaterla@ncleg.net">atwaterla@ncleg.net</a>
Allen Campbell	Simple inlay, Staining/dyeing, Pen turning, Cabriole legs	(919) 772-4551	<a href="mailto:aacjr@nc.rr.com">aacjr@nc.rr.com</a>
Cecil Raynor	Joinery, Finishing, Tables, Chairs	(919) 870-0508	<a href="mailto:raynorc@bellsouth.net">raynorc@bellsouth.net</a>
Amy Dowden	Google SketchUp		
Chuck Arnold	Countertops & Plastic Laminate	(919) 995-2301	<a href="mailto:woodenitbenice@nc.rr.com">woodenitbenice@nc.rr.com</a>

[www.trianglewoodworkers.com](http://www.trianglewoodworkers.com)



## TWA Sponsors

**Anchor Hardwoods** 919-790-9449  
6716 Old Wake Forest Rd., Raleigh, NC  
*10% discount to members*

**Ashcroft Saws and Tools** 919-876-3223  
3216-G Wellington Ct, Raleigh, NC  
*25% off list on blades and 10% off on sharpening*

**Capitol City Lumber Co.** 919-832-6492  
4216 Beryl Road, Raleigh, NC 1-800-244-6492  
<http://www.capitolcitylumber.com>  
*Special prices to TWA members*

**Edwards Mountain Woodworks** fine handtool woodwork-  
ing: creating and teaching in wood. For further information  
on the workshops, schedule, and tools needed and any other  
requirements email Bill Anderson at [bill@edwardsmountain-woodworks.com](mailto:bill@edwardsmountain-woodworks.com) or call 919-932-6050, evenings.  
*Tuition discount for club members.*

**The Hardwood Store** 1-888-445-7335  
Gibsonville, NC [www.hardwoodstore.com](http://www.hardwoodstore.com)  
*Discount: 10 cents per board foot*

**Guy C. Lee Building Materials** 362-1444  
900 N. Salem St., Apex, NC

**Keglers Woodwerks LLC** 919-608-7220  
330 Dupont Circle Raleigh NC [mkeglers@earthlink.net](mailto:mkeglers@earthlink.net)

**Klingspor's Woodworking Shop** 919-876-0707  
3141 Capital Blvd. (.9 mile N of Beltline exit 11)  
[www.woodworkingshop.com](http://www.woodworkingshop.com)  
*10% discount excluding lumber and power tools*

**Raleigh Saw** 919-832-2248  
5805 C Departure, Raleigh, NC 27616  
*10% discounts on all new products*

**Stock Building Company** 919-828-7471  
3000 Yonkers Rd Hwy. 64 & Old US 1, Raleigh, NC

**Tarheel Wood Treating Co.** 919-467-9176  
Highway 54, Morrisville, NC  
*Contractors prices on all wood products*  
*Show TWA card before order is written*

**Woodcraft** 919-781-1911  
4317 Pleasant Valley Road fax: 919-781-1980  
Raleigh, NC 27612  
Email: [raleighwoodcraft@bellsouth.net](mailto:raleighwoodcraft@bellsouth.net) <http://www.woodcraft.com>  
*\$25 gift certificate at each TWA meeting for the raffle*

**Woodworker's Supply of NC** Store (336) 578-0500  
1125 Jay Lane, Graham, NC Mail order 1-800-645-9292  
[www.woodworker.com](http://www.woodworker.com)

**Wurth Wood Group** 919-231-6620  
4213 Poole Rd, exit 15 off 440 Raleigh, NC  
<http://wurthwoodgroup.com>  
*Preferred prices for TWA members*

## Library Info

Classified ads are free to all members. To have an item posted send a note to: [TriangleWoodworkers@gmail.com](mailto:TriangleWoodworkers@gmail.com) or our Newsletter editor: [irishrose2365@yahoo.com](mailto:irishrose2365@yahoo.com). All ads will run for 2 months unless otherwise notified.

All TWA members are welcome to sign out a maximum of three items at a time. Items checked out are due to be returned at the next monthly meeting. Returned items should be placed in the "Returns" box in the library area. The late fee for each item is \$2.00 per month. Any late fee's owed by a member must be paid before any further materials can be checked out. If you know you can't make it to the next meeting you can avoid the late fee(s) by mailing the item(s) to Kay Baker, 610 Benfield Ct., Garner, NC 27529, or by calling (919) 696-8504.

As we all share a love for wood -- we would like to share the media which we have at our disposal as well. Please be conscious of your fellow member and return items in a timely manner.

### To Check Out an Item

Find the circulation card located in the back of books and inside of any material in a case. Sign and add the current date to the card. Place the card in the wooden "Check-out-Box" located on top of the library cart.

**Librarian: Kay Baker**



### Sample of Books

Title	Author	Subject
Building Small Projects	Fine Woodworking	Projects
Working with Handplanes	Fine Woodworking	Hand Tools
Workstations and Tool Storage	Fine Woodworking	The Shop
In the Craftsman Style	Fine Woodworking	Furniture
Smart Workshop Solutions	Anthony, Paul	The Shop
Period Furniture Details	Bird, Lonnie	Furniture
Chests of Drawers	Hylton, Bill	Furniture
Practical Design Solutions and Strategies	Fine Woodworking	Furniture
Setting Up Shop	Nagyszalancy, Sandor	The Shop

### Sample of DVDs

Frame and Panel Construction	Graham Blackburn	Technique
Wood Finishing Basics	Michael Dresdner	Finishing
The Versatile Router	Pat Warner	Power Tools
Tage Frid	FWW	Technique
Sam Maloof	FWW	Technique
Hand Planes in the Workshop	Mario Rodriguez	Hand Tools
Chairmaking Techniques	Jeff Miller	Technique
FWW Video Tips Volume 1	FWW	Technique
Making Jigs and Fixtures	FWW	The Shop

## Ultimate Chicken Burritos

**Arrange a DIY burrito bar** complete with shredded chicken, rice, beans, cheese and avocado, and let your family build their ultimate wraps

### Ingredients

#### Mojo Sauce:

- ...4 garlic cloves
- ...2 serrano chilies, seeds removed
- ...1 large handful fresh cilantro leaves
- ...Juice 2 limes
- ...Juice 1 orange
- ...1/2 cup extra-virgin olive oil
- ...Kosher salt and freshly ground black pepper
- ...8 large flour tortillas
- ...1 (3 to 4 pound) whole roasted chicken, shredded
- ...Yellow Rice, recipe follows
- ...Spicy Black Beans, recipe follows
- ...2 avocados chopped
- ...1 cup grated queso blanco or Monterey jack cheese
- ...Sour cream, for garnish
- ...Cilantro leaves, for garnish
- ...Lime wedges, for garnish

### Directions

Make the Mojo Sauce: Put the garlic, chilies, cilantro, lime juice, orange juice, and olive oil into a blender and process until smooth. Taste and adjust seasoning with salt and pepper.



## Attention Members

Regular Club meetings  
begin at 7 PM!

To make the burritos: Warm the tortillas for 30 seconds in a dry skillet or on the grill until pliable. Place some chicken down the center of a tortilla and top with rice and beans, avocado, grated cheese, and Mojo Sauce. Roll up the burrito and serve topped with a generous drizzle of sour cream; garnish with cilantro leaves and a squeeze of lime juice.

**ENJOY!**

*Free Plans for  
a New Porch Swing*

[http://www.buideazy.com/plan\\_links\\_porchswings.html](http://www.buideazy.com/plan_links_porchswings.html)



Triangle Woodworkers Association  
PO Box 4206  
Cary, NC 27519