

TWA Newsletter

Next Meeting: Tuesday, November 15, 2016, 7:00 pm

Location: Klingspor's Woodworking Shop
3141 Capital Blvd, Raleigh, NC

Speakers: Ed Lebetkin

Topic: Vintage Tools and their Restoration

At our November meeting a long time member of our group, Ed Lebetkin, will share with us his vast knowledge and expertise on hand tools. Ed is the owner / operator of the tool store at the Woodwright's school. The store is located on the second floor at the school on Hillsboro St, Pittsboro, NC .

For those that have not been to the store, there are vintage hand tools by the thousands , concentrating on affordable users and a few fine collectables. At the store there are racks of wood and metal hand planes, saws of all descriptions, chisels, gauges, draw knives and just about any vintage handtool ever used by woodworkers. Have you ever seen a foldable draw knife? Ed has one.


In our seminar, Ed will enlighten us on how to recognize and identify hand tools that can be reconditioned or repurposed and how to identify the good stuff from the junk. He will talk also about methods for reconditioning wooden and metal planes, and will also talk about the basics of saw sharpening.

This will be an event not to miss for all of us that use or don't use hand tools in building our various projects.

Host: Pete Bucki

INSIDE THIS ISSUE

November meeting	1
October meeting minutes	2
Mike Payst—woodworking vises	3
President's message	4
Upcoming meetings	5
Membership	6
Treasurer's report.....	6
Mentors.....	6
Board and Committee members	7
Sponsors	8



TWA GENERAL MEMBERSHIP MEETING—OCTOBER 18, 2016

(meeting minutes: Janet Batker)

TOYS FOR TOTS UPDATE

Fred Ford reported on Toys for Tots. Our Toys for Tots meeting will be the second Tuesday of December to give us time for Santa Claus to come. The price for the dinner buffet will be \$15 and will be held at the SearStone, where we held our summer meeting. Fred circulated a sign-up sheet at the meeting; if you were not present, send him an email if you will be coming to fredford22@gmail.com. If you have not settled up with Fred yet, mail him a check to 902 Queensferry Rd., Cary, NC 27511. Alternatively he has made arrangements for online payment through our website. Go to <https://squareup.com/store/triangle-woodworkers-association/item/twa-toys-for-tots-annual-december-meeting-and-social>.

One other note concerning our Christmas party for Toys for Tots: Fred had made an announcement that we would have a silent auction of members work (donated) to raise money for future Toys for Tots projects, but this probably does NOT give members enough production time. This event will be held at our annual picnic in June, more details later.

Allen Campbell opened the meeting for President George Mills and welcomed all members.

There were a group of dedicated members but no visitors and no new members!


Fred Ford, Terry Tenhouse and Roy Brookhart spent this past Saturday from 8-2pm at The Hardwood Store of North Carolina in Gibsonville and represented TWA at their anniversary celebration. Our guys were across from NC Woodworkers. The wood store there is very supportive of our efforts and has donated thousands of dollars worth of wood products to us. They passed out some cards advertising the club while there.

Tom was at Hobby Lobby near Triangle Town Center the other day and the manager asked if someone from our club would like to put on a demo or a workshop at the store.

(There would be no charge to the club).

Alan Leland is teaching a lamp class at the NC Craft center Friday evening and Saturday and there is still room in the class. Probably a little late to press on this one!

Janet Batker made an announcement on behalf of the membership committee that we are advertising to recruit new members. We made flyers for posting at businesses that might have clients that would be interested in the club. If you need some, she can email them to you for printing. Send her an email at jannewgrov@aol.com. We also have cards made to distribute to stores to send home with customers, and will try to have a regular supply in the pipeline. The flyers and cards have a QR code printed on them that takes you to our website.



GENERAL MEMBERSHIP MEETING — OCTOBER 18, 2016

WOODWORKING VISES WITH MIKE PAYST

Allen introduced Mike Payst as our presenter. Mike spoke about wooden vises. He has been tinkering with wooden vises for about 6 years. Vises are commonly set up on workbenches. European vises (shoulder vises) often have a fifth leg. Mike has a clever wedge he made of bound 1/4 inch pieces of wood that he uses in the opposite end of the vise as the workpiece to prevent racking (see photo below).


Contemporary tail vise hardware is sold by Benchcrafted, Lie-Nielsen and Veritas.

In 2011 Mike built a bench out of laminated pine with a leg vise. He did not like the feel of the leg vise and wanted a flywheel instead of a crank. Since he started this project, he has held 2 workshops for TWA members.

The Moxon vise was designed as a portable vise, a twin screw device, originally seen in a manuscript from the 1400's. They are useful for tall objects, dovetailing, tapered work and hiding drawers for planing.

Mike's favorite vise is the auxiliary or end vise he designed, or hanging chop. The wooden moving vise jaw is called a chop.

He has learned some things by trial and error. A 1-8 threaded rod is slow and not smooth; the other vises have had Acme threaded rods. He uses Acme brass nuts as they are smooth and do not shed particles.



*Device to prevent racking
(photo: Ed Mastin)*

Mike demonstrated the standing vise. His vise is really smooth because he has replaced the front nut with a bearing.

Knobs for the flywheel have brass shafts with 2 bearings in the hole with a double counterbore, the latest have flanged bearings. Incidentally we hope you don't learn from experience solid flywheels don't survive the vise falling over. Confucius says there are three ways to learn and experience is the bitterest. The handles are also 5-ply for durability.

The knobs are attached to a threaded rod with a pin drilled through (and placed in a notch cut into the handle) that is covered by a spherical bearing.

Some tips on the Moxon vise: add a rolled cork strip of 1/16 inch material to line the vise. Use spray adhesive to secure it (see photo above). The screws are placed through ball bearings, replacing nuts that others have used. It makes the tightening action very smooth.

Mike's current project is the auxiliary vise, a smallish leg vise; He is trying to come up with a pinless design. He has to counterbalance forces or motion to keep the vise from pulling in one way or another. It is portable and holds work high. Screws can be above or below the bench surface. It occasionally binds. He placed metal aluminum bars or strips on the center bar to keep from compressing the bar. When he gets the design perfected, we will have a workshop. Mike had a lot of explanation on the forces involved.

Oh and the Southern Yellow Pine Modulus of Elasticity or bending resistance is very high with pine, which makes it good to build joists with!



Leg Vise (photos: Ed Mastin)




*Moxon Vise with Cork Lining
(photos: Ed Mastin)*



PRESIDENT'S MESSAGE

Hopefully, the fervor over the election on November 8th, will have settled down by now and we can return our thoughts and energy back to woodworking, which is an enjoyable distraction for many of us.

Last month I visited the NC State Fair and inspected the many wooden productions that our fellow Carolinians created. The workmanship was excellent. I thought I would share some pictures with you. For me, this is evidence that there are a lot of people that take pride in their work and share our interest in woodworking. Each of them is a potential member of our fine organization. We should reach out to them where ever we find them and invite them to join us. We will all be richer for it.



While I was absent from last month's meeting, I had the opportunity to visit the **Methuen Memorial Music Hall** in Massachusetts. The hall is dominated by a German organ crafted and first installed before the American Civil War. It offers listeners the output of four keyboards and over 6,000 pipes. The face of the organ is made from walnut and contains beautiful carvings.



George Mills

UPCOMING MEETINGS

DECEMBER 13

Toys for Tots and Holiday Collection and Social

Guest Speaker: Roy Underhill

Please join with all the TWA toy makers at our December General meeting. As usual we encourage spouses to join us for this special meeting. The first 30 minutes of the meeting will be a time to socialize and enjoy the food supplied by Sear Stone Community for Seniors Winston Club house at 17001 SearStone Drive Cary NC, 27513. The Buffet Dinner is \$15 per person. The Menu is:

- Garden salad
- Grill chicken penne with gorgonzola cheese, sun-dried tomato pesto and cream sauce
- Green beans almandine
- Dessert bars
- Water/ice tea/coffee

There are three ways to sign up for the event:

1. Go to <https://squareup.com/store/triangle-woodworkers-association/item/twa-toys-for-tots-annual-december-meeting-and-social> and pay with a credit card
2. Mail your payment to Fred at 902 Queensferry Rd, Cary NC 27511
3. Give Fred your check or cash at the November General Meeting

DEADLINE FOR SIGN UP IS NOV. 30th SO THAT FRED CAN INFORM SEAR STONE.

Roy Underhill has been the host of the PBS Woodwright's Shop since 1979 and is a loyal supporter of TWA and especially the TWA Toys for Tots Program

Roy has a school that teaches the use of hand tools and much more. It is located in Pittsboro for our convenience. If you have not taken advantage of this valuable resource I invite you to consider it. Below you will find the web site URL please check it out. I believe everyone that wants to be a woodworker should take at least one class on the proper use of hand tools. After twenty years of woodworking I took one and it has given me a totally new look at the Craft.

The Woodwright's School: <http://www.woodwrightschool.com>

Agenda:

6:00 PM	Set Up Crew arrives to set up tables and chairs.
6:30 PM	Members with toys to display or finger food for the social arrive
7:00 PM	Socialize and Dine
7:30 PM	Open Meeting Announcements and Business Items
7:45 PM	Greet Roy Underhill
8:15 PM	TOY Show and Tell-Narrated by Fred Ford
9:00 PM	Adjourn and load toys. All hands please help.

The call for help is very strong from those that are suffering the most because of our continuing economic slow down. Please double down you efforts in the few weeks remaining and lets help as many children in need as we can. Just one added toy will make a difference for a child.

PLEASE PUT TUESDAY DECEMBER 13th ON YOU CALENDAR

Host: Fred Ford



MEMBERSHIP

We have one new member:

- Richard Raup of Wake Forest

Welcome, Richard!

*Ken Serdar, Membership
Chairman*

TREASURER'S REPORT

Beginning Balance: \$10,165.84
Income: \$226.00
Expense: \$13.30
Ending Balance: \$10,378.54
Does not include Petty Cash of \$86.00

Submitted by Jack Kite, Treasurer

MENTORS

Mentor	Service/Skill Offered	Phone Number	Email Address
Bernie Bogdon	Relief Carving	(919) 850-0739	sabile_27615@yahoo.com
Hugh Fish	Chairs, Joinery, Machinery & Power Tools, Mantles, Routers, Tables and TV Cabinets, Turning	(919) 467-5696	hughpatfish@yahoo.com
John Margeson	Baby Furniture, Beds, Bookcase, Chairs, Chest, Decks, Tables	(919) 876-3476	jmalice@bellsouth.net
Mike Resar	Baby furniture, Beds, Bookcase, Cabinets, Chest, Drafting, Dressers, Tables, TV Cabinets	(919) 876-1664	atwaterla@ncleg.net
Allen Campbell	Simple inlay, Staining/dyeing, Pen turning, Cabriole legs	(919) 772-4551	aacjr@nc.rr.com
Cecil Raynor	Joinery, Finishing, Tables, Chairs	(919) 815-9155	cecil_raynor@yahoo.com
Amy Dowden or James Sapp	Google SketchUp		

BOARD AND COMMITTEE MEMBERS

POSITION

President
Vice President
Secretary
Treasurer
At Large Board Member
At Large Board Member
At-Large Board Member

BOARD MEMBER

George Mills
Roger Sanwald
Janet Batker
Jack Kite
Fred Ford
Judy Sanwald
Bob Andrews

COMMITTEE

Program Committee

Toys for Tots Committee

Nominating Committee
Newsletter Publications Committee
Library Committee
Publicity Committee
Sponsor Committee
Internet
Mentor Committee
Membership Committee

Audio/Visual Committee
Photographer
Hospitality
Facilities/Refreshments Committee
Raffle Committee
TWA Duties and Responsibilities Editor

CHAIRPERSON / MEMBERS

Roger Sanwald & Judy Sanwald - Fred Ford, Terry Tenhouse, Allen Campbell, Jeff Leimberger, Hal Brown, Mike Payst, Bob Nauman, Bob Andrews, Jerry Rhoads

Fred Ford -Allen Campbell, Joe Gorman, Bruce Wrenn, Cecil Raynor, Diane Philyaw, Pete Hodges, Bob Gabor, Terry Tenhouse, Roger and Judy Sanwald, Jim and Thelma Rhodes, Don Frankfather, Mark Firley, Les Hall, Pete Bucki

Roger Sanwald - Terry Tenhouse, Hugh Fish
Diane Philyaw - Fred Ford, George Mills, Karin Pihel
Jim & Thelma Rhodes
OPEN
Mike Payst
Paul Holzworth
Allen Campbell
Ken Serdar - Cheryl Serdar, Judy Sanwald, Paul Holzworth, Janet Batker, Bob Andrews, Roy Brookhart
Tom Revelle - Leon Abbas, James Chamberlain
Ed Mastin, Steve Steinbeck
OPEN
John Zatti - Ed Mastin
Mike Payst & Pete Bucki Co-chairs
Fred Ford

TWA SPONSORS

Ashcroft Saws and Tools

919-876-3223
3125 Gresham Lake Rd. Unit 116
Raleigh, NC 27615
www.ashcroftsaw.com
25% off list on blades and 10% off on sharpening

Capitol City Lumber Co.

919-832-6492
4216 Beryl Rd.
Raleigh, NC
1-800-244-6492
www.capitolcitylumber.com
Special prices to TWA members

Edwards Mountain Woodworks

919-932-6050, evenings
Fine handtool woodworking: creating and teaching in wood. For further information on the workshops, schedule, and tools needed and any other requirements email Bill Anderson at:
bill@edwardsmountainwoodworks.com
www.edwardsmountainwoodworks.com
Tuition discount for club members.

The Hardwood Store

1-888-445-7335
Gibsonville, NC
1-888-445-7335
www.hardwoodstore.com
Discount: 10 cents per board foot

Guy C. Lee Building Materials

900 N. Salem St.
Apex, NC

Keglers Woodworks LLC

919-608-7220
330 Dupont Circle
Raleigh NC 27603
mkeglers@earthlink.net

Stock Building Company

919-828-7471
3000 Yonkers Rd.
Raleigh, NC
www.stocksupply.com

Klingspor's Woodworking Shop

919-876-0707
3141 Capital Blvd.
Raleigh, NC
(.9 mile N of Beltline exit 11)
www.woodworkingshop.com
10% discount excluding lumber and power tools

Raleigh Saw

919-832-2248
5805 C Departure Dr.
Raleigh, NC 27616
www.raleighsaw.com
10% discounts on all new products

Tarheel Wood Treating Co.

919-467-9176
10309 Chapel Hill Rd. (Highway 54)
Morrisville, NC 27560
www.tarheelwoodtreating.com
Contractor's prices on all wood products
TWA card before order is written

Woodcraft

919-781-1911 Fax: 919-781-1980
4317 Pleasant Valley Rd.
Raleigh, NC 27612
raleighwoodcraft@bellsouth.net
<http://www.woodcraft.com>
\$25 gift certificate at each TWA meeting for the raffle

Woodworker's Supply of NC

Mail order: 1-800-645-9292
www.woodworker.com

Wurth Wood Group

919-231-6620
4213 Poole Rd. (Exit 15 off I-440)
Raleigh, NC 27610
www.wurthwoodgroup.com