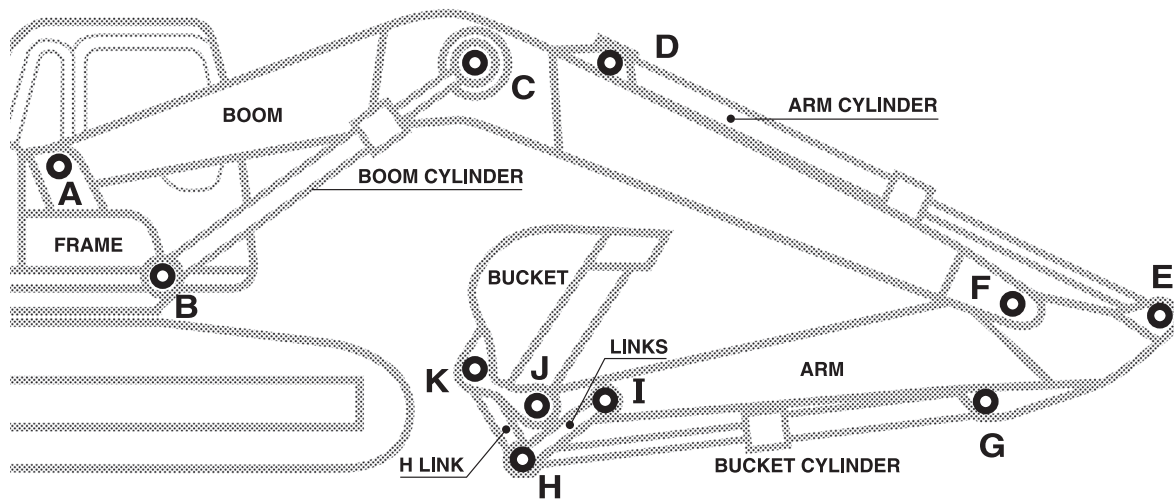


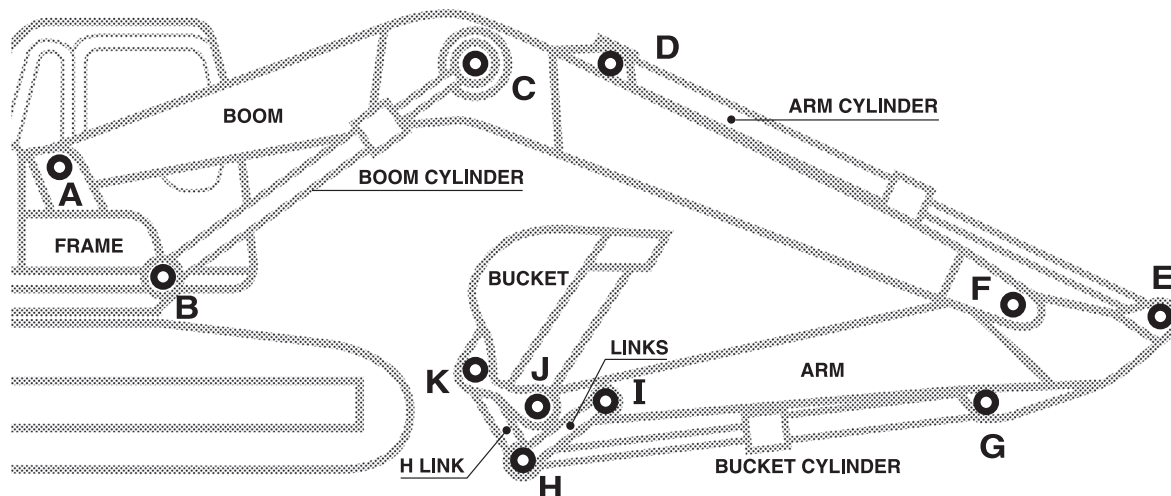




# Komatsu PC300 - Pins Bushes Seals Shims



Description	kgs	KSet Part No.	Price EX GST	Dust Seals	Shim Kits
<b>A</b> PIN, Boom to Frame BUSH (2)	76 3	PC300-PIN-A PC300-BUSH-A	\$ 798 \$ 240	 PC300-SEAL-A (4) \$26	
<b>B</b> PIN, Boom Cyl to Frame (2) BUSH (2)	15 1.6	PC300-PIN-B PC300-BUSH-B	\$ 228 \$ 130	PC300-SEAL-B (4) \$20	
<b>C</b> PIN, Boom Cyl to Boom BUSH (2)	58 2	PC300-PIN-C PC300-BUSH-C	\$ 698 \$ 140	PC300-SEAL-C (4) \$18	
<b>D</b> PIN, Arm Cyl to Boom BUSH (1)	18 2	PC300-PIN-D PC300-BUSH-D	\$ 310 \$ 140	PC300-SEAL-D (2) \$18	
<b>E</b> PIN, Arm Cyl to Arm BUSH (1)	18 2	PC300-PIN-E PC300-BUSH-E	\$ 298 \$ 140	PC300-SEAL-E (2) \$18	
<b>F</b> PIN, Boom to Arm BUSH (2)	45 2.1	PC300-PIN-F PC300-BUSH-F	\$ 498 \$ 180	PC300-SEAL-F (2) \$26	<b>SM111</b> \$54 160 Dia x 111 Dia 2 x 1mm thick 2 x 2mm thick 2 x 3mm thick
<b>G</b> PIN, Bucket Cyl to Arm BUSH (1)	15 1.7	PC300-PIN-G PC300-BUSH-G	\$ 228 \$ 128	PC300-SEAL-G (2) \$20	
<b>H</b> PIN, Bucket Cyl to Links BUSH, Bkt Cyl Rod end (1) BUSH, Crowd Links Top (2)	27 1.5 1.6	PC300-PIN-H PC300-BUSH-HR PC300-BUSH-HL	\$ 364 \$ 128 \$ 128	PC300-SEAL-HR (2) \$22 PC300-SEAL-HL (4) \$22	<b>SM102</b> \$50 150 Dia x 101 Dia 2 x 1mm thick 2 x 2mm thick 2 x 3mm thick
<b>I</b> PIN, Arm to Guide Links BUSH (2)	27 1.2	PC300-PIN-I PC300-BUSH-I	\$ 364 \$ 128	PC300-SEAL-I (2) \$22	
<b>J</b> PIN, Arm to Bucket BUSH, Arm to Bucket (2)	30 3.2 4.2	PC300-PIN-J PC300-6-BUSH-J PC300-7-BUSH-J	\$ 398 \$ 258 \$ 258	PC300-SEAL-J (2) \$28	<b>SM91</b> \$42 150 Dia x 91 Dia 2 x 1mm thick 2 x 2mm thick 2 x 3mm thick
<b>K</b> PIN, Bucket to Links BUSH, Bkt to Links (2)	30 1.6	PC300-PIN-K PC300-BUSH-K	\$ 398 \$ 128	PC300-SEAL-K (4) \$21	
<b>Q</b> PIN, Quick Hitch 80 Dia x 500mm		PC300-PIN-Q	\$ 330		

# Komatsu PC400 PC450 - Pins Bushes Seals Shims



Description	kg	KSet Part No.	Price Ea	Dust Seals	Shim Kits
<b>A</b> PIN, Boom to Frame BUSH (2)	93 4	PC400-PIN-A PC400-BUSH-A	\$ 896   \$ 274	 (4) \$26	
<b>B</b> PIN, Boom Cyl to Frame (2) BUSH (2)	21 2.1	PC400-PIN-B PC400-BUSH-B	\$ 298   \$ 140	PC400-SEAL-B (4) \$ 18	
<b>C</b> PIN, Boom Cyl to Boom BUSH (2)	75 2.2	PC400-PIN-C PC400-BUSH-C	\$ 688   \$ 168	PC400-SEAL-C (4) \$ 26	
<b>D</b> PIN, Arm Cyl to Boom BUSH (1)	28 2.5	PC400-PIN-D PC400-BUSH-D	\$ 338   \$ 168	PC400-SEAL-D (2) \$ 26	
<b>E</b> PIN, Arm Cyl to Arm BUSH (1)	24 2.5	PC400-PIN-E PC400-BUSH-E	\$ 298   \$ 168	PC400-SEAL-E (2) \$ 26	
<b>F</b> PIN, Boom to Arm BUSH (2)	55 2.6	PC400-PIN-F PC400-BUSH-F	\$ 668   \$ 198	PC400-SEAL-F (2) \$ 26	<b>SM121</b> \$64
<b>G</b> PIN, Bucket Cyl to Arm BUSH (1)	18 2.3	PC400-PIN-G PC400-BUSH-G	\$ 298   \$ 140	PC400-SEAL-G (2) \$ 18	170 Dia x 121 Dia 2 x 1mm thick 2 x 2mm thick 2 x 3mm thick
<b>H</b> PIN, Bucket Cyl to Links BUSH, Bkt Cyl Rod end (1) BUSH, Crowd Links Top (2)	36 2.3 2.3	PC400-PIN-H PC400-BUSH-HR PC400-BUSH-HL	\$ 496   \$ 140   \$ 140	PC400-SEAL-HR (2) \$ 22 PC400-SEAL-HL (4) \$ 22	<b>SM111</b> \$54
<b>I</b> PIN, Arm to Guide Links BUSH (2)	36 2.1	PC400-PIN-I PC400-BUSH-I	\$ 496   \$ 140	PC400-SEAL-I (2) \$ 30	160 Dia x 111 Dia 2 x 1mm thick 2 x 2mm thick 2 x 3mm thick
<b>J</b> PIN, Arm to Bucket BUSH, Arm to Bucket (2)	36 4.2 4.7	PC400-PIN-J PC400-6-BUSH-J PC400-7-BUSH-J	\$ 526   \$ 268   \$ 365	PC400-SEAL-J (2) \$ 22	<b>SM102</b> \$42
<b>K</b> PIN, Bucket to Links BUSH, Bkt to Links (2)	40 2.1	PC400-PIN-K PC400-BUSH-K	\$ 526   \$ 140	PC400-SEAL-K (4) \$ 22	150 Dia x 101 Dia 2 x 1mm thick 2 x 2mm thick 2 x 3mm thick
<b>Q</b> PIN, Quick Hitch 100 Dia x 600mm		PC400-PIN-Q	\$ 460		