

Classroom & Behaviour Management Tools



iOS and Android App AND Internet Website -- FREE

- create teacher account
- create individual student avatars (students can customize these)
- customize POSITIVE and NEGATIVE behaviours
- can "weight" these behaviours
- invite parents to join so they can:
 - get weekly reports
 - monitor child's progress throughout the day
 - receive messages from you (OR the student)



Token Board app -- costs \$4.59

- very user friendly
- easy use of real photos to customize goals and rewards
- can add music and voice recordings to support non-readers
- easily navigated and understood by students



Decide Now app -- FREE

- fully customized roulette wheel designed to support making decisions
- can be used in so many academic and personal situations
- increases student engagement and willingness to learn



ASD Tools app -- FREE in the non-saving version; \$1.19 for full saving version

- program has a: First/Then board, Visual Step Organizer, Reward Token Board and a Visual Timer
- all aspects are easily customized using saved photos or the camera
- is applicable to students who need those extra visual supports and reminders

Sample Day of Using iPad and Other Technology:

Period 1 – ENTRY; students log into SpellingCity app and work on spelling words
Period 2 – Calendar & Circuit ***Students use Easiteach Board & Internet to do daily weather
Period 3 – Math; students explore Number Sense using the FrontRow Math app

RECESS

Period 4 – Writing; students choose and complete a writing prompt using the “Write About This” app
Period 5 – Reading; students use RAZ-Kids to complete levelled reading books


LUNCH

Period 6 – Gym
Period 7 – Social Studies; students complete Canada mapping activities using the “Provinces of Canada” app

RECESS

Period 8 – Agendas and Home

CORE Academic Programs



SpellingCity app -- FREE and PAID (\$53 for 25 students per year)

- both teacher and student accounts work seamlessly over the internet, and with iOs , Android or Google devices
- great advantages to having a “Premium” account; create & save personalized spelling lists, spelling tests get saved, reports can be saved & printed
- have access to over 30 different learning games
- great tool for both the classroom and at home



RAZ-Kids Reading app -- PAID (around \$100 for 45 students for a year)

- is one component of the bigger "Reading A-Z" online program
- both teacher and student accounts work seamlessly over the internet, and with iOS, Android or Google devices
- provides students with leveled reading assignments from Kindergarten-5
- tests student understanding through the use of multiple-choice comprehension quizzes
- allows for reading records
- provides thorough comprehension reports



Write About This app -- costs \$4.59

- create student profiles
- students save their writing into their profiles
- easy way to get my students to do independent writing
- love being able to search through all of the photos and writing
- is motivating because of its allowance for student choice
- writing can be read-aloud
- ideas can be recorded
- can easily insert and create writing prompts using your own authentic situations



Think About app -- FREE

- writing prompt app created by students, for students
- many different categories with simple writing prompts
- writing prompts are read-aloud
- writing prompts are illustrated
- app does not allow for actual writing to take place within it
- can be used to project writing prompts up on the whiteboard and have students answer the question in their Personal Writing Books



FrontRow Math app -- FREE

- originally started as an online mathematics program
- expanded to include apps for all devices and platforms
- is an American program
- students love its interactive, highly visual, auditory supporting and predictable fashion
- provides students with "Video Tutorials" to explain concepts visually
- I love it because the kids can show me their understanding without having to verbally explain themselves
- makes the questions harder as the students show success and easier if they are struggling
- emails weekly progress reports

Communication Apps

The must haves.....



Little Story Creator app -- FREE

- app for story writing through the use of photographs
- easy to use as a follow-up to field trips, special events or speakers and other learning experiences
- can insert photos from your camera roll (or take photos)
- can add writing using a "heading" or "text body" format
- some difficulties with the spacing of "text body" writing (may have to manually drop words down to the next level)
- emailing option doesn't work (brings you to an inactive website)



Our Story app -- FREE

- social skills or simple writing app
- can quickly insert photos from your camera roll or take photos within the app
- can write a sentence or two for each photo
- great for making "social stories"
- has a microphone feature for adding sounds or reading the text aloud
- completed stories can be emailed as a PDF and printed
- app encourages and supports independent writing skills



PREZI -- FREE (& PAID)







- available in an app version as well as an online program
- app version is much more limiting in terms of backgrounds and formats; ideal for students this way though
- can be used by students to share their understanding about virtually anything
- is an animated presentation program
- create one master account; students log into this account & then you have access to everything
- must be aware that the FREE VERSION is a PUBLIC VERSION
- can be a bit tricky and picky to work with sometimes
- easy to share completed presentations via a projector, AppleTV, etc.




Verbal Me app -- FREE

- easy way to give a vocal voice to students who are reluctant or unable to speak
- has several pre-made choice boards (Yes/NO; Happy/Sad/Mad; A/B/C) that simply say the words with a tap of the screen

Other Learning APPS That I Use

APP	COST	DESCRIPTION
 <p>News-O-Matic</p>	<p>FREE limited version</p> <p>PAID full version</p>	<ul style="list-style-type: none"> - current news magazine - some aspects created by students - some writing features - full read-aloud features
 <p>WH Questions</p>	<p>FREE limited version</p> <p>PAID full version</p>	<ul style="list-style-type: none"> - question & answer app - designed to expand vocabulary & word building - can play alone or with a partner - multiple choice, matching, decoder, drag n' match activities - game style approach to learning
 <p>Hideout</p>	<p>FREE limited version</p> <p>PAID full version</p>	<ul style="list-style-type: none"> - word building app - designed to expand vocabulary & word building - game style approach to learning - use of videos & songs to engage kids
 <p>Mystery Math Town and Museum</p>	<p>Double Feature \$5.79</p> <p>OR</p> <p>\$4.59 each</p>	<ul style="list-style-type: none"> - basic operational math skills - quirky mysteries that encourage students to solve math problems - highly engaging - "Math Town" is + and - - "Math Museum" is all 4 operations
 <p>Math Planet</p>	<p>FREE limited version</p> <p>PAID full version</p>	<ul style="list-style-type: none"> - covers all grades levels and curriculum - video game/arcade style of activities to encourage student motivation to learn - FREE version gives basic access to all grade levels; further learning requires buying grade level packs (this can get costly if you need more than one grade!)
 <p>Money Up</p>	<p>PAID \$4.59</p>	<ul style="list-style-type: none"> - recognizing money, money amounts, getting change and shopping basics - lessons & activities - can create student accounts to save progress - supported with oral instructions & visuals - Canadian money version!

 <p>Canadian Provinces</p>	<p>PAID \$1.19</p>	<ul style="list-style-type: none"> - visual mapping skills - province & territory name spelling - names of capitals across Canada - flags - other fun activities & challenges - highly engaging through the use of visuals and oral speaking
---	------------------------	--

Tricks of the Trade



- use of **"DropBox"** helps with syncing your photos

- 'toggling' between different apps on your iPad is easily done by pressing **TWICE** quickly on your home button
 - don't press **THREE** times though because that's create a visual mess with inverting colours

- organized all iPads the same way so that you can easily navigate the different apps
 - put all of the "Adminstration stuff" like Settings, App Store, iTunes. etc into a folder marked "Teacher's ONLY"

- link all iPads to the same AppleID
 - what's done to one iPad can easily be done to the others as they can be mirrored through the use of the Cloud

www.create.kahoot.it ----- online program to create the surveys & quizzes

www.kahoot.it ----- online site for the users to log in & play