


Egyptian fan - The ten plagues

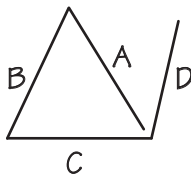
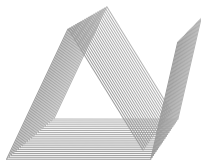
What you will need:

- The fan and handle printed on ordinary paper. (There are six handles per sheet of paper.)
- A glue stick
- Scissors

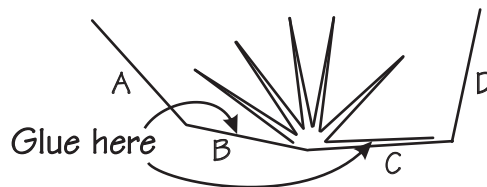
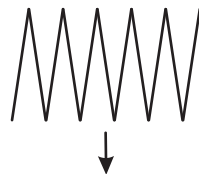
Fold the fan page (with the plagues) in a zigzag pattern along the dividing lines.



Triangular tube handle

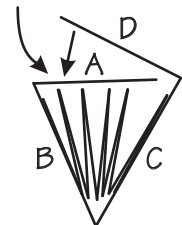


Fold the handle along the lines to form an overlapping triangle.

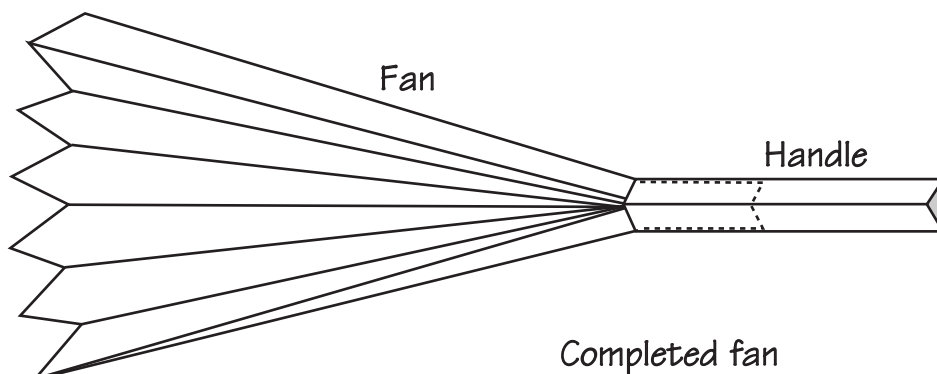


Glue the bottom part of the fan onto the handle as shown. Press B and C together till glue is dry.

Spread glue along the entire length of the handle.



Close the triangle by gluing down the overlapping flap, as shown (D onto A).



The Ten Plagues

Blood - The water of the River Nile turns to blood. Exodus 7:20

Frogs - Frogs come up out of all the rivers and pools - Exodus 8:6

Gnats - Gnats (or lice) come from the dust of the ground - Exodus 8:17

Flies - Swarms of flies cover the land of Egypt - Exodus 8:24

Disease - The animals of the Egyptians die of a sickness - Exodus 9:6

Boils - Oozing sores come on the Egyptians and their animals - Exodus 9:10

Hail - A huge hail storm destroys animals and crops - Exodus 9:23

Locusts - Swarms of locusts destroy plants and trees - Exodus 10:14

Darkness - Darkness comes over Egypt for three days - Exodus 10:22

Death - The oldest son in every family dies - Exodus 12:29

Insert this side into handle

1↓

2↓

3↓

4↓

5↓

6↓