

# A Two-Week Randomized Active Comparator Study of Two HDV-Insulin Routes (SC and Oral) and SC Human Insulin in Patients With Type 1 Diabetes Mellitus

Sherwyn Schwartz, MD<sup>1</sup>, Blair Geho, MD, PhD<sup>2</sup>, Len Rosenberg, PhD, RPh<sup>2</sup>, John Lau<sup>2</sup>  
<sup>1</sup>Diabetes and Glandular Research Center, San Antonio, TX; and <sup>2</sup>Diasome Pharmaceuticals, Conshohocken, PA.



## Abstract

We evaluated the antihyperglycemic efficacy and safety of a novel SC and oral hepatic-directed vesicle insulin (HDV-I) formulations in comparison to SC regular human insulin (HI = Humulin-R) in a multicenter (3 sites), randomized, double-blind (SC HDV-I & SC HI) and open-label (oral HDV-I) study in adult type 1 diabetes patients on basal glargine therapy over a 14-day period. Patients (n=30), aged 40<sup>±</sup>11 years, with HbA<sub>1c</sub> 7.9±1.5%, and BMI 26.2±3.5 kg/m<sup>2</sup>, were titrated to stable doses of insulin glargine BID plus 3 pre-meal HI injections and HI prior to snacks over a 14-day baseline stabilization period. Patients were then randomized to receive either SC HI 0.07 U/kg (n=11) or SC HDV-I 0.07 U/kg (n=11) or oral HDV-I 0.1 U/kg (n=8) 15 min before breakfast, lunch and dinner if they had 3 consecutive days of FPG levels <120 mg/dl and 1-hour PPG levels <170 mg/dl. Patients measured/recorded daily FBG before breakfast, daily 2-hour PPG following lunch and dinner, a 7-point blood glucose test on Days 1, 4, 7 and 11, and adverse/hypoglycemic events in a patient diary.

Variable (Mean±SD, Change from Baseline)	Oral HDV-I (n=8)	SC HDV-I (n=11)	SC HI (n=11)	A vs. C	B vs. C	A vs. B
Mean Daily 7-point Blood Glucose	-24.7±8	-26.3±8	0.07±4	NS	0.014	NS
FBG	-1.9±9	-29.4±2	-25.101	NS	NS	NS
Mean Postprandial Blood Glucose	-42.8±10	-43.6±5	-11.8±10	NS	NS	NS

Oral HDV-I and SC HDV-I significantly reduced (p<0.05), while SC HI increased (p=0.087) the overall mean daily 7-point blood glucose at endpoint. Only the mean change from baseline by SC HDV-I was significantly different compared to SC HI; the mean reduction by oral HDV-I approached (p=0.074) but did not achieve statistical significance, probably due to the small sample size. There were mean reductions from baseline in FBG and PPG by oral and SC HDV-I treatments that were not significantly different from the mean changes by SC HI. All 3 treatments were well tolerated and two hypoglycemic events (blood glucose <40 mg/dl) were observed in the same patient in the SC HI group. In conclusion, SC HDV-I and Oral HDV-I reduced mean daily 7-point blood glucose, the former significantly, in type 1 diabetes patients compared to SC HI when added-on to basal glargine therapy. SC HI increased blood glucose, however, it is noteworthy that this was a pharmacology study where same SC doses were used without titration.

## Background

HDV-I administration by oral and subcutaneous (SC) routes has been shown to be effective and safe in controlling postprandial blood glucose levels in single-dose (SC HDV-I) and 3-dose one day (oral HDV-I) models in patients with type 1 and type 2 diabetes mellitus. The objective of this study was to investigate if these beneficial effects of SC and oral HDV-I in controlling postprandial blood glucose levels could be extended over a 2-week treatment period in patients with type 1 diabetes.

## OBJECTIVES

- To compare the relative efficacy and safety of SC HDV-I and oral HDV-I to SC regular human insulin (HI = Humulin-R) in controlling plasma glucose levels in type 1 diabetes mellitus patients on basal glargine therapy during a 14 day trial.

- Secondary objectives were:
- To evaluate the effects of SC HDV-I and Oral HDV-I by comparison to Humulin-R on HbA<sub>1c</sub> levels, fucosamine levels, 7-point glucose test results, frequency of hypoglycemic events, body weight and lipid levels.
  - To evaluate the safety and tolerability of SC HDV-I and oral HDV-I.

## Subjects & Methods

This was a multicenter (3 sites), randomized, double-blind (for injectable insulin arms only = SC Humulin-R and SC HDV-I) and open-label (for oral HDV-I), active-controlled study that enrolled adult male and female type 1 diabetes mellitus patients (n = 30) aged 18 - 50 years (mean ± SD 40 ± 11 years), with at least a 1 year history of type 1 diabetes which was currently managed with at least 4 daily insulin injections. Also, patients were required to have a glycosylated hemoglobin (HbA<sub>1c</sub>) of ≥6 to ≤10% (mean ± SD 7.9 ± 1.5%), BMI < 30 kg/m<sup>2</sup> (mean ± SD 26.2 ± 3.5 kg/m<sup>2</sup>), C-peptide of <0.6 ng/ml, no clinically significant ECG abnormality, and if female of childbearing potential, must be non-pregnant and must be using a reliable form of contraception.

**Baseline Stabilization Period:** There was an initial 14-day baseline stabilization period, during which all patients received titrated basal insulin glargine (Lantus™) therapy to an optimal dose (split and given SC twice-daily) plus 3 premeal Humulin-R injections and Humulin-R prior to snacks, daily. At the end of the baseline stabilization period, patients were randomized by a 1:1:1 ratio to receive either SC Humulin-R 0.07 U/kg (n = 11) or SC HDV-I 0.07 U/kg (n = 11) or oral HDV-I 0.1 U/kg (n = 8) if they had 3 consecutive days of fasting blood glucose (FBG) <120 mg/dl and 1-hour postprandial blood glucose (PPG) levels <170 mg/dl. Patients assigned to oral HDV-I treatment had a qualifying oral glucose tolerance test (OGTT) on Day 0 to assure that they respond to oral HDV-I, if not they were assigned to the injection treatments.

**Treatment Period:** During the 14-day randomized treatment period, treatments were administered 15 min before breakfast, lunch and dinner each day. Patients consumed meals containing no more than 60 g of carbohydrate per meal. During this treatment phase, patients who did not achieve optimal blood glucose control following a meal or snack (defined as a 2-hour PPG level >200 mg/dl) had the option to use a small bolus of their assigned injectable insulin – for patients in either SC Humulin-R or SC HDV-I treatment groups. Patients in the oral HDV-I group used Humulin-R (non-study medication vials) and adjusted their short-acting insulin accordingly. During the 14-day randomized treatment period, patients measured and recorded daily FBG before breakfast, daily 2-hour PPG following lunch and dinner, a 7-point blood glucose test on Days 1, 4, 7 and 11, and adverse and hypoglycemic events in a patient diary.

**Statistical Methods:** Demographic and baseline characteristics were summarized descriptively by treatment group. All blood glucose data are expressed as mean ± SD or Mean ± SEM. Mean blood glucose values were compared between treatment groups using either ANOVA or the Student's t-test. p-values of <0.05 were considered statistically significant.

## Results

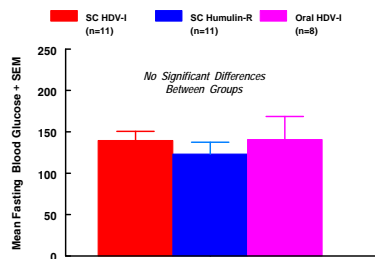


Figure 1. Means±SEM Fasting Blood Glucose (Pre-Breakfast = Baseline) Values for All 3 Treatment Groups

## Results

**Figure 1 Comments:** Patients in all three treatment groups (SC HDV-I, SC Humulin-R, and oral HDV-I) had similar mean FBG values at the pre-breakfast time point (baseline) on Day 1 that were not statistically significantly different – confirming effective randomization and a comparable baseline of FBG levels between the groups.

Treatment Group	Day 0 (n=30)	Day 1 (n=30)	Day 11 (n=30)	Mean±SD Change from Baseline	p-Value	95% CI
<b>Overall Mean Daily 7-Point Blood Glucose (mg/dl)</b>						
Oral HDV-I (n=8)	174±24	174±24	152±23	-24.7±8	0.014	0.014
SC HDV-I (n=11)	174±24	151±20	148±18	-26.3±8	0.003	0.004
SC Humulin-R (n=11)	174±24	152±23	153±23	-21.8±10	0.086	NA
<b>Mean Daily 7-Point Blood Glucose (mg/dl)</b>						
Oral HDV-I (n=8)	148±9	148±9	129±8	-18.5±8	NS	NS
SC HDV-I (n=11)	158±13	151±10	141±10	-20.4±9	0.005	0.013
SC Humulin-R (n=11)	158±13	158±17	154±17	-15.4±10	0.26	NA
<b>Mean Daily Postprandial Blood Glucose (PPG) (mg/dl)</b>						
Oral HDV-I (n=8)	213±19	187±12	162±10	-42.8±10	0.15	NS
SC HDV-I (n=11)	187±18	184±14	174±16	-43.6±5	0.02	NS
SC Humulin-R (n=11)	197±18	197±17	194±17	-14.8±9	0.30	NA

**Comments:** At endpoint (Day 11 of treatment), oral HDV-I and SC HDV-I both significantly (p<0.05) reduced the overall mean 7-point blood glucose value while SC Humulin-R insignificantly (p=0.086) increased the overall mean 7-point blood glucose value.

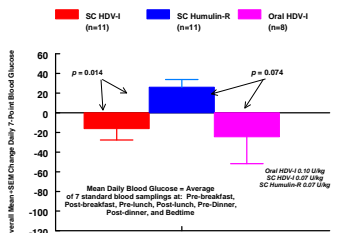


Figure 2. Comparison of the Overall Means±SEM Daily 7-Point Blood Glucose Values Between the Three Treatment Groups

**Comments:** Between the treatments, only the mean reduction in the overall mean 7-point blood glucose value by SC HDV-I treatment was significantly (p=0.014) different from the mean increase observed for SC Humulin-R treatment. The mean reduction by oral HDV-I treatment approached but did not achieve statistical significance (p=0.074) compared to SC Humulin-R, probably due to the small sample size.

## Acknowledgements

Itamar Raz, MD  
 Peter Bressler, MD  
 Handassus University, Jerusalem, Israel  
 North Texas Endocrine Center, Dallas, TX

## Results

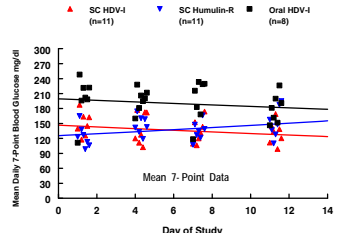


Figure 3. Scatterplot of the Mean Daily 7-Point Blood Glucose Values for subjects in All Treatment Groups on Treatment Days 1, 4, 7, and 11. Each point on the graph is the mean of 11 subjects for the injection groups and 8 subjects for the oral treatment group.

**Comments:** The mean 7-point blood glucose values improved from Day 1 to Day 11 following oral HDV-I and SC HDV-I treatment as indicated by the identical negative slopes of the best curve fits for the data points. In contrast, SC Humulin-R treatment was followed by a worsening of blood glucose control from Day 1 to Day 11, despite administration of the same dose as SC HDV-I, as indicated by the positive slope of its best curve fit.

Adverse Event (Verbatim Term)	Oral HDV-I (n=8)	SC HDV-I (n=11)	SC Humulin-R (n=11)
<b>Patients With At Least 1 AEs</b>	3 (37.5%)	5 (45.5%)	5 (45.5%)
Bilateral Achilles Decreased	0 (0.0%)	0 (0.0%)	0 (0.0%)
Food Poisoning	0 (0.0%)	1 (9.1%)	0 (0.0%)
Headache	1 (12.5%)	1 (9.1%)	1 (9.1%)
Muscle Cramping	1 (12.5%)	0 (0.0%)	0 (0.0%)
Sinus Headache	0 (0.0%)	0 (0.0%)	1 (9.1%)
Shortness of Breath	0 (0.0%)	0 (0.0%)	1 (9.1%)
Head Cold	0 (0.0%)	0 (0.0%)	1 (9.1%)
Viral Diarrhea	0 (0.0%)	1 (9.1%)	0 (0.0%)
Right knee Pain	0 (0.0%)	0 (0.0%)	1 (9.1%)
Back Pain	0 (0.0%)	1 (9.1%)	0 (0.0%)
Relative Hypoglycemia	0 (0.0%)	1 (9.1%)	0 (0.0%)

## Conclusions

- SC HDV-I and Oral HDV-I reduced mean daily 7-point blood glucose, the former significantly, in type 1 diabetes patients compared to SC Humulin-R when added-on to basal glargine therapy. In contrast, SC Humulin-R increased blood glucose, however, it is noteworthy that this was a pharmacology study where the same SC doses were used without titration.
- Oral HDV-I 0.1 U/kg treatment was associated with the same rate but lower magnitude of improvement in mean daily 7-point blood glucose levels as the same dose of SC HDV-I as indicated by an identical negative slope of the best curve fit.
- All 3 treatments were generally well tolerated, however, SC Humulin-R treatment was associated with hypoglycemic episodes despite showing an increase in the mean daily 7-point blood glucose level. These results suggest HDV-I treatment may be associated with lower incidence of significant hypoglycemic events and may be safer.