


Through the Viewfinder



From the Prez's Pad

Sal Santangelo

September 2015

IN THIS ISSUE:

Prez Pad:

This Page!

Exploring with Photonaut:

Page 5

Photo Opportunities:

Page 8

Club Announcements:

Page 9

Merit Awards:

Page 13

Other Announcements:

Page 21

Professional Links:

Page 22

Club Officials:

Page 23

When you read this, I will be in Morocco. A group of 12 of us, all good friends, have been planning this trip for almost a year. We are a varied group but with at least a couple of things in common...we're old and we love to laugh. We have a couple of MDs, engineers, artists, counselors, teachers, a nurse practitioner and a couple of PhDs, physics and history no less! Three of us, however, will be continually slowing the group down or getting separated and lost. We are the photographers, charged by the group with documenting our excursion through this exotic country while also trying to get that perfect shot for our wall or for a camera club merit somewhere.

I am sorry to miss our second print competition of the year. The first one resulted in many outstanding image submissions and I would expect this one to be no different! I am also bummed to not be able to meet Justin Bastien. I think this is his first time giving a critique for our club and it would be interesting to see what he thinks of us. Enjoy! I leave the club in the very capable hands of Bernie and his talented acolytes, Susannah, Joyce and JP. I will see all of you for our October meeting.

As promised, below is the other half of our history seen through the eyes of Ms. La Mers...



Prez Pad (cont'd)

Part two of:

A BRIEF HISTORY OF V3C

BY Joyce La Mers, the Longest Lasting Member

Virgil was president for two or three years, in the course of which he saw the need for a monthly bulletin to keep members informed. In the club's old files he had found an early V3C newsletter (pre-S4C) and resurrected its masthead and title: *Through the Viewfinder*. It was continued by our next president, Bill Lockridge, and was further expanded by me when I took it over in 1986. I ran it for 6 years, until I talked our late member, Gloria Leggett, into editing in 1992 (sic). Gloria was editor for several years until illness forced her to give it up. Pat Brown took over in August 1998 and has been doing a magnificent job ever since.

Back in 1974, the club was meeting in the Topping Room of Foster Library. We paid \$5 a month rent, later raised to \$10, and we were allowed to stow our projector screen and other equipment, including a large coffee pot, in a closet there. This happy rental was taken from us in April of 1989 when, along with other local clubs meeting there, we were evicted because the library needed the space. We had to move.

After considerable research into available space and suffering badly from sticker shock, the club moved temporarily into the Cañada Larga Room at Poinsettia Pavilion. It was too small, however, and the search went on. We had an unfortunate short tenancy at the Moose Lodge (including the annual banquet in January of 1990) but then decided to bite the bullet and pay for adequate quarters at Poinsettia Pavilion's Santa Paula Room. We've been here since March of 1990 and so far have paid the rent.

During Bill Lockridge's presidency we started meeting twice a month on a regular basis. This seemed to keep people more interested in the club, but was hard on those responsible for inventing workshops or field trips. It was also financially difficult after we moved to the high rent district and in recent years we have abandoned the second meeting except for special events, usually taking place away from our meeting room.

The club has had at least two successful fundraisers that I know of. The first, in January of 1987, was sponsoring a George Lepp seminar on nature photography at the Port Hueneme Convention Center. We cleared about \$1400, which is the most solvent we've ever been. 238 (sic) people paid \$20-25 each to attend the all day program, a slide presentation in which George Lepp used eight projectors.



A BRIEF HISTORY OF V3C

BY Joyce La Mers, the Longest Lasting Member (cont'd)

We made money again in March of 1989 when we had a garage sale that netted a little over \$600. It was pretty nerve wracking (sic), however, for the member at whose home it took place, and we never tried it again.

Over the years we've had the following presidents whom I can remember: Virgil Ketner, Bill Lockridge, Clarice Gibbs, Edd (sic) Dickman, Paul Fillmore, John Ferritto, Frank Naumann, Hank Stoutz, and our current president, Bob Brown. I have served as treasurer since 1990.

The club membership has gone up and down, but usually hovers at around 30. In researching this article I came across a 1975-76 roster which lists 25 members. I am the only one on that list who is still here today.

In September of 1987 our club was featured in a three page layout in the Star-Free Press. It attracted several new members.

The club has had annual banquets since before I joined. They used to take place in June, followed by a three month hiatus during the summer when the club did not meet. (We changed that, too, when the club reorganized itself in 1979.) Our former meeting rooms did not lend themselves to banquets, so we usually engaged a local restaurant for the occasion, often the Pierpont Inn. Although we usually had a private banquet room, it was never possible to display our work in conjunction with the dinner as we do now. We are blessed to have our present facility which supplies both food and exhibit space. Tastes better, too!

We certainly owe Ms. La Mers our gratitude. There is no other known history or information about the early days of the Ventura County Camera Club. If any of our current older (and I use that term cautiously and gently) long-term members have additional information from before or since the time periods covered by Ms. La Mers' dissertation, it would be fun and informative to write it up and leave it for future members. Please let me know.

- Sal

Exploring Digital Photography with *Photonaut!*

“Higher Resolution”

Believe it or not, we have the ability to make images at resolutions much higher than what comes standard with our camera. I know one photographer that amazed me with his super sharp images of landscapes, seascapes, bridges, etc. His secret? They were overlapped images stitched together on a computer to form one high resolution image. He used proprietary software to do that, but it can also be done in Photoshop, Lightroom, Elements, etc, which most of us already have and are using. Stitching, also called photo merging, was developed and marketed as a tool for doing panoramas, but it can also be used to increase image resolution.

My camera came with a 20 megapixel sensor, and Canon has just recently introduced a 50 megapixel version to compete with Nikon's 36 megapixel D800 model. Most of the time 20 megapixels is plenty enough, especially for images viewed on screen, but for very large prints, higher resolution looks much sharper and has much less grain. The improved results can be dramatic on a large print, as you will see in the examples shown below.

Since this technique requires multiple shots to be taken, it is not for fast moving subjects. The software is able to handle minor movement between overlapped frames, like waves on the ocean, or tree branches moving in the wind. Newer software versions are better at handling this and other issues, like exposure variations or focus shifting, but I always prevent that from happening by using the same manual exposure in each overlapped shot and switching the lens to manual focus after doing one autofocus setting.

It is recommended that a tripod be used to help keep the camera level, but that isn't required. The below examples were handheld, and not having the camera level can cause some perspective distortion in the results, which can later be corrected on the computer. I did not do any perspective adjustments so you can see an example of it. Typically these kinds of faults are not evident in landscapes and seascapes, but they are noticeable in city scenes and architectural subjects, because the eye knows that many man made objects are supposed to be square and level. Needless to say, using a tripod and being careful will help prevent these kinds of anomalies from later showing up.


So, how do you stitch multiple images together? It is very easy, when taking the shots make sure the images are overlapped about 20% from side to side and up and down, then go to your computer and:

- Photoshop CC - File>Automate>Photomerge>Browse
- Photoshop Elements - File>New>Photomerge Panorama
- Lightroom CC (6) - Library>Photo>Photomerge>Panorama

Exploring Digital Photography with *Photonaut!* (cont'd)



This is one shot taken with a very expensive lens at **28 mm**. Before being cropped, it was **5,616 x 3,744** pixels, which is **21** megapixels, the limit of my camera's sensor. After being cropped, it is **5,616 x 2,989** pixels, which is **17** megapixels. This is the single shot we will use to compare image quality versus the stitched images.



Four overlapped shots were taken as shown, left to right, top to bottom, using a very cheap (\$100) nifty fifty 50 mm lens. The software will merge the 4 images into one image as shown below. It only takes the computer seconds to do the stitching.



This is the image merged together in Photoshop CC from the four **50 mm** lens files. Before being cropped, it was **11,673 x 5,234** pixels, which is **61** megapixels! After cropping, it is **10,081 x 4,990** pixels, which is **50** megapixels. Since the camera was not held level in all four shots, you can see some perspective distortion in the sidewalk, which could easily be corrected in Photoshop.

Exploring Digital Photography with *Photonaut!* (cont'd)



OK, since we cannot see on our small screens the differences in resolution between these resized images, let's take a close look at the areas shown in the yellow rectangles ...

Below, the image on the left is from the original 28 mm shot, the one on the right is from the four 50 mm shots merged together. The merged image is sharper, and cleaner looking.... Why is that? It has more than *twice* as many pixels covering the same scene.



Exploring Digital Photography with *Photonaut!* (cont'd)



Again, the images above on the left are from the single 28 mm lens shot, the ones on the right are from the four 50 mm lens shots stitched together. You can see some differences in the hillside, the higher resolution is plainly obvious in the sign.

In this simple example, I have made a 50 megapixel image that is clearly of higher resolution than the 20 megapixel image that the camera can produce on its own in a single image. I didn't have to buy a new expensive camera, and I am using the software I already had and use for almost all my image processing. As explained previously, this technique is not useful for fast moving subjects, but for slow or stationary subjects where you know higher resolution would increase the quality of the final result, it is available for you to use.

Photonaut

2015 Suggested Photo Opportunities

Individuals can use this information as suggested ideas/destinations for doing their own photography. The items shown in [color](#) are the ones that people have expressed the greatest interest in doing. There are people in the club that have been to most of these destinations in the past few years, and can advise on what you should expect to see and do.

Whatever you do, mark your calendars, don't miss the **Pt Mugu Air Show** with the **Navy Blue Angels**, **Sept 26-27**. Admission and parking are free. *Today there are not many remaining big league thundering jet shows like this performed anywhere in the world, and the Navy Blue Angels is one of the best... it is scheduled to be in Ventura County September 26-27th. Typically, the public has to drive hundreds of miles once each year to see an event of this magnitude, so don't miss it! Obviously a telephoto lens and a steady hand helps to get the best images at an air show.*



Navy Blue Angels - Photo by Ken MacGregor

Within 45 miles:

[Loons Beach \(Summerland\)](#)
[El Matador Beach \(Malibu\)](#)
 Ventura Mission
 Local Ventura Beach - Sunset
 Local Ventura Surfers (waterfront promenade)
[Local Downtown Ventura Architecture](#)
[Nite Shooting Downtown Ventura Main Street](#)
[Ventura City Hall](#)
[Butterfly Grove - Santa Barbara \(Nov-Feb\)](#)
[Santa Barbara Zoo](#)
 Getty Museum/Center
 Anacapa Island (Island Packers Ventura Marina)
 Topanga Park
 Santa Barbara Mission
[Santa Barbara Botanical Garden](#)
[Pt Mugu Air Show, Sept 26-27](#)

Less than 100 miles:

Hollywood at Night
[Griffith Observatory at Sunset](#)
 Morrow Bay

More than 100 miles:

Pt Lobos State Beach (Monterey/Carmel)
 Mono Lake
 Huntington Beach
 Yosemite National Park
 Kings Canyon
 Sequoia Park
 Big Sur!

Club Announcements



Membership Renewal

Only members in good standing may submit images for judging. If necessary, please talk to **Joyce Schoppe**, our Membership Chairperson, at the next meeting, or send an email to Joyce at:

membership@venturacountycameraclub.com

Instructions for Digital Projection Entries!

Please **ensure** your files are correctly labelled in accordance with the required format:

Required: **LastnameFirstname_IMAGE TITLE_month-year_category.jpg**

example... **SmithJohn_ENTER AT OWN RISK_03-15_Assigned.jpg**

JohnsonRobert_WILD WEST_04-15_Open.jpg

All images submitted for projection must be in jpg format with pixel dimensions not to exceed 1024 width and/or not to exceed 768 height (1024x768). Images that exceed either of these dimensions will not be shown.

Images must be emailed to: digitalentries@venturacountycameraclub.com no later than 6:00 pm by the Monday prior to the meeting.

Please Share Your Images!

The digital Merit Award images from the previous meeting are normally displayed in each month's Newsletter. The Newsletter is normally posted to the Club's website on the web. If you want to share any of your special images, or **PRINT MERITS** in the Newsletter, please send the digital image files to:

editor@venturacountycameraclub.com

Club Announcements (cont'd)

2015 Topic Assignment Schedule:

January: Eyes, the Window to the Soul

February: Texture

March: Golden Hour

April: Animal Close Ups (Wild or Domestic)

May: No Assignment - print only competition

June: Architectural Details

July: Reflection Story

August: Photojournalism

September: No Assignment - print only competition - all Open

October: Movement / Motion Blur

November: Autumn Colors

December: No Assignment - No Meeting - "End of Year" prints only competition

2015 Refreshment Schedule:

JAN - John Ferritto

FEB: Bernie Goldstein

MAR - Sal Santangelo

APR - Bryan McCall

MAY - Allyson Barnes

JUN - Bruce & Joyce Schoppe

JUL - Les Collier

AUG - David Paumier

SEP - JP Watson

OCT - Ken MacGregor

NOV - Marie Frick

Club Announcements (cont'd)

Club Meeting Info:

Please come to the next meeting of the **Ventura County Camera Club** on the second Wednesday of the month...


Wednesday, September 9th, at 7 pm, Poinsettia Pavilion, 3451 Foothill Rd, Ventura CA 93003.

Our scheduled Judge for September is: **Justin Bastien**

<http://www.justinbastien.com>



Justin Bastien is not your average director and photographer - he isn't even your typical human being. His tales of travel and adventure will leave you looking for your jaw (hint: it's on the floor). Catching him in a moment of stillness is a rarity. When he is not working a job you can find him deep water soloing in New Zealand, catching waves off the coast of Chile, or camping out of his van in Joshua Tree.



Club Announcements (cont'd)

Future Club Workshops at the Poinsettia: *(mark your calendar!)*

Sept 23 - Dan Holmes

"The Elusive Landscape"

Finding, connecting and creating landscape photos

Dan is a Professional Landscape Photographer of the Year

Oct 28 - Bob Smith

"Something to Think About"

Exploration of B&W and color

Showing his personal work...

Brooks Institute Teacher

Feb 2016 and Mar 2016 - Hutch

"Flash Lighting" Using portable flash photography

Covering the first of the three elements of an iconic photograph - Light, Composition, and Subject Interest

Merit Awards

Results of August 2015 Meeting

Judge: Dan Holmes

Digital - Assigned:

"Gilded Performers" by Harry Banks
"Fair Ride" by Ron Lindsey
"Grid Failure" by Ken MacGregor
"Ritual" by Sal Santangelo
"Don't Mess With Me" by Susannah Kramer

Digital - Open:

"Its My Chalk" by John Ferritto
"Flying High" by John Ferritto
"Colors" by Bernie Goldstein
"Seats in the Sunlight" by Bernie Goldstein
"Mono Lake Sunrise" by Phil Knepper
"Snap!" by Ken MacGregor
"Screamer" by Ed Pinsky
"Winged Killer" by Ed Pinsky
"Climbing" by Gina Ramsay
"Age Undetermined" by Sal Santangelo
"Sunflower" by Hank Stoutz
"Along for the Ride" by JP Watson
"Laid Back" by JP Watson

Prints - Assigned:

"Sign of the Times" by Albert Huen
"Anything for an Angle" by Albert Huen
"Life's Little Indulgence" by Albert Huen
"Showtime 5 Minutes" by Bernie Goldstein

Prints - Open:

"Black Skimmer" by Hal Epstein
"Leaf Litter" by Hal Epstein
"Red Crab" by Hal Epstein



"Gilded Performers" by Harry Banks




"Flying High" by John Ferritto



"Its My Chalk" by John Ferritto



“Seats in the Sunlight” by Bernie Goldstein



“Colors” by Bernie Goldstein



“Mono Lake Sunrise” by Phil Knepper



“Don’t Mess With Me” by Susannah Kramer



“Snap!” by Ken MacGregor



“Fair Ride” by Ron Lindsey



“Grid Failure” by Ken MacGregor



“Screamer” by Ed Pinsky



“Winged Killer” by Ed Pinsky



“Climbing” by Gina Ramsay



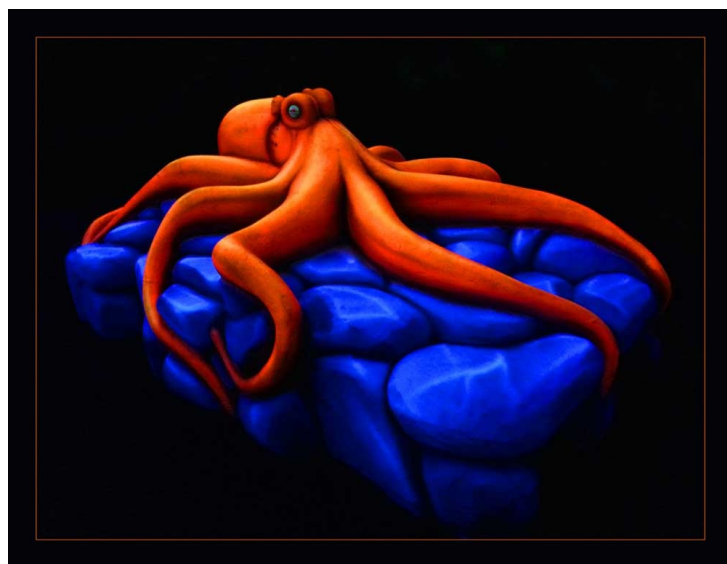
“Age Undetermined” by Sal Santangelo



"Ritual" by Sal Santangelo



"Sunflower" by Hank Stoutz



"Laid Back" by JP Watson



“Along for the Ride” by JP Watson



Other Announcements

Special Announcement:

Jim Breeding, a past member of the Ventura Camera Club, died when a plane he was piloting crashed. The media reported "An 82-year-old Santa Paula pilot apparently died August 1st shortly after he took off from the airport, an accident that was only discovered hours later when the wreckage of his plane was spotted high on South Mountain." Jim lived in Ojai with his wife Jan. He was an energetic photographer and an enthusiastic club member. Our condolences go out to his wife Jan.

- John Ferritto

Ojai Photo Club:

The Ojai Photography Club welcomes Ojai based photographer David Baker to their September 15 meeting. The program begins at 7:00 PM, at Kent Hall, located at Help of Ojai's Little House, 111 Santa Ana Street, in Ojai.

Baker will speak on "Seeing in Black & White." This will be a highly informative presentation for anyone interested in branching out of digital color into the dramatic world of black and white photography. Using his own award-winning photographs as examples, Baker will demonstrate how to select color images and convert them into black and white artwork. Presented in an interactive setting, the talk will provide the audience with many opportunities to ask questions and receive answers from the expert.

After a long career in computer sciences, Baker relocated to Ojai, where he rekindled his passion for photography. He now serves as the chair of the Photography Branch at the Ojai Art Center and acts as the Ojai Art Center Staff Photographer and Website Architect.

For additional information please visit: www.ojaiphotoclub.com/.

- Myrna Cambianica



Professional Support

Below are some of the local professional photographers that have been gracious in providing their free time as judges to attend and critique member's images at our recent Club meetings. Thank you all for supporting our Club!

Sherron Sheppard:

<http://www.sherronsheppard.com> <http://www.sheppardphotography.com>

Dan Holmes Photography Workshops, Tours, and Photo Adventures:

<http://www.danholmesphoto.com/Danholmesphoto.com/Workshops.html>

Robert Fields Fine Art Travel Photography

<http://www.robertfields.com>

Mark Jansen (& Holly Higbee-Janzen) Photography and Expedition Workshops:

<http://www.jansenphotoexpeditions.com/Pages/default.aspx>

Sam and Patricia Gardner - *Medici Portraiture Studio*

<http://www.mediciportraiture.com/about-medici-portraiture/meet-the-artists-sam-patricia-gardner-fine-art-photographer>

Gary Moss Photography - (Gary is Photo Editor of 805 Living Magazine)

<http://www.garymossphotography.com>

Chris Zsarnay - Z Studios

<http://www.zstudios.com>

Greg Cooper - Brooks Institute

email: gcooper@brooks.edu

Bill Hendricks - Ventura College


<http://www.hendricks-studios.com>

Matt Haines

<http://matthainesphotography.com>

Ines Roberts

<https://sites.google.com/site/cccccangle/bios/ines-roberts>



Club Officials for 2015

President:

Sal Santangelo

Vice President:

Ken MacGregor

Treasurer:

Susannah Kramer

Judge Coordinator:

Bernie Goldstein

Memberships:

Joyce Schoppe

Website:

Ilka Boogaard

Newsletter:

Ken MacGregor

Digital Image Entries:

Albert Huen

Workshops:

Denise Wenger

Photo Opportunities:

JP Watson



B-29 "Fifi" Flying Over Camarillo

Image by Ken MacGregor

For Sale:

1) Brand new Lowepro CompuDayPack DSLR Camera Backpack. 16x14x9" at bottom and 16x14x5" at top. \$25.

2) Seldom used Sigma EX 105mm F2.8 Macro lens for Canon AF, comes with every item in original box. No image stabilization, full frame. \$125.

Anyone interested may call me at 805-981-1499.
Albert

