


# Through the Viewfinder



## IN THIS ISSUE:

Prez's Pad:

This Page!

Exploring with Photonaut:

Page 3

Photo Opportunities:

Page 5

Club Announcements:

Page 6

Other Announcements:

Page 10

Merit Awards:

Page 11

Professional Links:

Page 15

Club Officials:

Page 16

## From the Prez's Pad

Sal Santangelo

**December 2015**

It is the second day after Thanksgiving and I have our tree up already. Thought I would brag...but it's an artificial tree. Rolled it out of the closet, then liberated it from the fancy zip up bag and plugged it in. (Forgot to mention that my wife made me do it!) In any event, wish I could do a photo shoot or post-processing as easily and quickly. I am looking at the results of our last trip and even after the first two editorial passes I am still looking at 300+ images to process. By no means are these all great shots, most being pictures of friends having fun and many being the requisite postcard shots, some of which will make it into a book sometime in the future. Certainly not before the holidays though! I did get the Christmas card done and sent out for printing. Actually shot the house last year so just had to add the text.

Speaking of the future, some important announcements:

1. As a reminder, there is no meeting this month; there will be a 3 judge panel evaluating all the Year End Competition submissions, both print and digital.
2. It is the end of the year and it is requested that you get your 2016 dues, \$60 to Joyce before the end of the year.

Joyce Schoppe  
4875 Mascagni St.  
Ventura, CA 93003



## Prez Pad (cont'd)

3. Please make plans to attend the year end banquet. It is a time to socialize as well as to see who won year end awards. We are also in the planning stages of having a mixed media program to be presented that evening by Ines Roberts. It is a low key pleasant evening. I strongly recommend you consider adding it to your social calendar, Wednesday January 27, 2016. Once the expected costs per person are determined soon and announced, banquet checks should also be mailed to Joyce's address before the end of the year so a headcount can be provided to the caterer.

4. I would like to thank Cassie Silva for volunteering to be our webmaster. This is an important role since our web page is our interface with the public.

5. Below in this newsletter is the full 2016 Assigned Topics list, based on member's input. The January assigned topic is TEXTURES.

Lastly, I would like to thank everyone for their contributions to the functioning of the club whether it was time, talent, expertise, refreshments, submitting images or just attending as a part of our community.

So the card I mentioned earlier...



May your Holidays be merry, bright and peaceful, spent with family and friends. May the New Year bring you health, prosperity, great photo opportunities and of course merits!

**- Sal**



## Exploring Digital Photography with Photonaut

### Measuring Light

Modern digital cameras generally take care of light measurements for us, they do it quickly, easily, and effortlessly. However, depending on the settings you are using, and how you are using them, they can lead you astray, sometimes quite badly. My camera has 4 light meter settings that alter the area of the frame being measured, they are Evaluative (entire frame), Partial (covers the central 8% of the frame, Spot (covers the central 3% of the frame, and finally Center Weighted, which is a combination of Evaluative and Partial. Based on my own experience and working style, I generally keep my camera set on Partial.

The light meters built into cameras are Reflection meters, they measure the amount of light reflecting off the scene. For most broadly lit subjects, like landscapes and city scenes, they work well. For unusual lighting with high contrast, they don't. It becomes difficult to determine what the best exposure actually is for both the highlights and the shadows. Using the Spot meter mode, and pointing it at different parts of the scene, gives us some clues, but that is often time consuming and unwieldy when working with tripod mounted cameras.

Many professionals use hand held light meters when working in difficult light conditions. Some applications require as near a perfect exposure as possible to maintain color accuracy (yes, color shifts slightly when over or under exposed), and to optimize the camera's resolution capabilities by minimizing noise in the shadows and eliminating blown out white pixels.

Handheld light meters come in two basic types, Reflection, and Incident. Reflection meters work like the ones built into your camera, they are merciless in trying to make the brightness of everything look gray. *Incident* light meters are another story...

Because Incident metering reads the actual intensity of light falling from the light source, and not a reflection of light from the subject, it provides readings that will create accurate and consistent rendition of the subject's tonality, color, and contrasts, regardless of reflectance, background color, brightness, or subject texture.

Professionals working with human models, like fashion and wedding photography, often depend upon Incident light meters to get correct exposures, under difficult lighting conditions, in only a second.



## Exploring Digital Photography with Photonaut (cont'd)

They can be especially helpful in doing portrait photography, because the white dome sensor on an Incident meter approximates the shape of the front of the human head, so light coming from different directions at the exact location where the subject is situated is properly measured and averaged. The photographer only has to place the Incident meter near the subject's face, and point the white dome towards the camera, to get a quick extremely accurate reading. The digital Sekonic Incident meter shown above provides measurements to a hundredth of an f stop. It is showing f/2.00 at 1/250 sec for ISO 200. You can't dial that extreme accuracy into a camera's settings, but that tells you how accurate many modern meters are. If you get a handheld light meter, make sure it can do Incident measurements, look for the white dome sensor that makes it all possible. The Sekonic meter shown is one of the least expensive models they make, and it is small enough to fit in my pocket.

Just for giggles, I dug into the dungeon for two old handheld light meters that I used many years ago. One is a Vivitar Reflection meter that I got in 1977 to use with my 1930s vintage 4x5 camera (the one that appears at the bottom of many of these Newsletter pages!), since cameras in the 30s didn't have light meters, and the other is a GE Reflection light meter my family bought in 1947 for shooting 8mm movies. Movie cameras in those days didn't have light meters, so that was a required additional purchase. By the way, both of these prehistoric meters still work. The Vivitar requires a battery, the GE is self powered, it uses a selenium solar cell sensor strong enough to power the electrical circuits and the meter. You can study the dials of these old meters and see the strong relationship between ISO, F stop, and shutter speed. Modern light meter readings use the EV scale, the 1947 GE meter measures in *Foot Candles*. It doesn't make much difference, but foot candles sounds so...."old". - **Photonaut**





## 2015 Suggested Photo Opportunities

Individuals can use this information as suggested ideas/destinations for doing their own photography. The items shown in [color](#) are the ones that people have recently expressed the greatest interest in doing. There are people in the club that have been to most of these destinations in the past few years, and can advise you on what you should expect to see and do if you go there.

### **Within 45 miles:**

[Loons Beach \(Summerland\)](#)  
[El Matador Beach \(Malibu\)](#)  
Ventura Mission  
Local Ventura Beach - Sunset  
Local Ventura Surfers (waterfront promenade)  
[Local Downtown Ventura Architecture](#)  
[Nite Shooting Downtown Ventura Main Street](#)  
[Ventura City Hall](#)  
[Butterfly Grove - Santa Barbara \(Nov-Feb\)](#)  
[Santa Barbara Zoo](#)  
Getty Museum/Center  
Anacapa Island (Island Packers Ventura Marina)  
Topanga Park  
Santa Barbara Mission  
[Santa Barbara Botanical Garden](#)

### **Less than 100 miles:**

Hollywood at Night  
[Griffith Observatory at Sunset](#)  
Morrow Bay

### **More than 100 miles:**

Pt Lobos State Beach (Monterey/Carmel)  
Mono Lake  
Huntington Beach  
Yosemite National Park  
Kings Canyon  
Sequoia Park  
Big Sur!



**"American Kestrel"** by Ken MacGregor

## Club Announcements



### Membership Renewal

Only members in good standing may submit images for judging. If necessary, please talk to **Joyce Schoppe**, our Membership Chairperson, or send an email to Joyce at:

[membership@venturacountycameraclub.com](mailto:membership@venturacountycameraclub.com)

It is requested that you send your 2016 dues, \$60 to Joyce before the end of this year. Mail to:

Joyce Schoppe  
4875 Mascagni St.  
Ventura, CA 93003

### Instructions for Digital Projection Entries

Please **ensure** your files are correctly labelled in accordance with the required format:

Required: **LastnameFirstname\_IMAGE TITLE\_month-year\_category.jpg**

example... **SmithJohn\_ENTER AT OWN RISK\_03-15\_Assigned.jpg**

**JohnsonRobert\_WILD WEST\_04-15\_Open.jpg**

All images submitted for projection must be in jpg format with pixel dimensions not to exceed 1024 width and/or not to exceed 768 height (1024x768). Images that exceed either of these dimensions will not be shown.

Images must be emailed to: [digitalentries@venturacountycameraclub.com](mailto:digitalentries@venturacountycameraclub.com) no later than 6:00 pm by the Monday prior to the meeting.

### Please Share Your Images!

The digital Merit Award images from the previous meeting are normally displayed in each month's Newsletter. The Newsletter is normally posted to the Club's website on the web. If you want to share *any* of your special images, or **PRINT MERITs** in the Newsletter, please send the digital image files to:

[editor@venturacountycameraclub.com](mailto:editor@venturacountycameraclub.com)

## Club Announcements (cont'd)

### 2015 Assigned Topics List:

January:	Eyes, the Window to the Soul
February:	Texture
March:	Golden Hour
April:	Animal Close Ups (Wild or Domestic)
May:	<u>No Assignment - print only competition</u>
June:	Architectural Details
July:	Reflection Story
August:	Photojournalism
September:	<u>No Assignment - print only competition - all Open</u>
October:	Movement / Motion Blur
November:	Autumn Colors

**December: No Assignment - No Meeting - Year End digital & print Competition**

---

### 2016 Assigned Topics List:

January:	Textures
February:	Eyes
March:	Macro (of anything)
April:	Bridges
May:	No Assignment - Print Competition
June:	Landscape
July:	Nightlights
August:	Shadows
September:	No Assignment - Print Competition
October:	Black and White
November:	Architecture
December;	No Assignment - No Meeting - Year End Competition

## Club Announcements (cont'd)

### Club Meeting Info:

Please come to the **next** meeting of the **Ventura County Camera Club** on the second Wednesday of the month...

**Wednesday, January 13th 2016, at 7 pm,** Poinsettia Pavilion, 3451 Foothill Rd, Ventura CA 93003.

### Club Banquet:

Please join us for dinner to socialize with fellow club members and their significant others who encourage and support their photography hobby.

Winners of the Year End Photo Competition will be announced and winning images will be on display throughout the evening. A multimedia program by internationally recognized Santa Barbara photographer Ines Roberts will be presented.

**Wednesday, January 27th 2016, at 6:30 pm,** Poinsettia Pavilion, 3451 Foothill Rd, Ventura CA 93003.

### Future Club Workshops at the Poinsettia:

#### Feb 2016 - Hutch Hutchison


**“Flash Lighting - Part 1”** Using flash photography

*Covering a part of the first of three elements of an iconic photograph - Light, Composition, and Subject Interest*

#### Mar 2016 - Hutch Hutchison

**“Flash Lighting - Part 2”** Flash photography. Part two of above.

*Members should plan on attending part 1 to understand the details presented in part 2.*





## Club Announcements (cont'd)

### Nominations and Election of Club Officials for 2016:

At the November Club meeting during the business portion, Ed Pinsky, Chair of the Nominating Committee, nominated for 2016 the individuals indicated for the official positions shown:


Sal Santangelo - President

Ken MacGregor - Vice President

Susannah Kramer - Treasurer

Bruce Schoppe - Secretary

After the nominated persons agreed to serve, Club members voted unanimously to approve the nominations. Also, at the end of the Club meeting, Cassie Silva volunteered to serve as Club Webmaster.



f/1.8 85 mm 1/400 - Natural Light Image by Ken MacGregor



## Other Announcements

**VCReporter**  
**Annual Photo Contest**

**GRAND PRIZE:**  
**\$200 Photo Printing**

2nd Place: \$100 Photo Printing  
3rd Place: \$50 Photo Printing

Photo Entry Deadline:  
**Friday, December 4, 5pm**

Prizes provided by





2014 Winner  
*Michelle Stevens*

Send us your best photos of the year for a chance to win prizes, have your images published in the VCReporter and some serious bragging rights.

**Two categories:**  
Color and white and black and white. Winners and runners up will be published in the **Dec. 17** issue of the VCReporter.

Email to: [Editor@VCReporter.com](mailto:Editor@VCReporter.com)  
or mail photos to: **VC Reporter**  
**700 E. Main St., Ventura, CA 93001**

Each entry/email submission must include the photographer's name, address and phone number and please include a brief note describing your experience.

Photograph and video must have been created in the last year and not been submitted to a previous Reporter photo contest. Individuals are limited to two submissions each.

### Thousand Oaks Members Exhibition:

Ventura County Camera Club members are invited to see the Thousand Oaks Members Exhibition of some of their best photography. You'll see about 80 images from 30+ artists, *some from present & some from former VCCC club members.* [The showings will remain on display until December 14<sup>th</sup>.](#) - **Galleria @ The Hillcrest Center for the Arts** at 403 West Hillcrest Drive, Thousand Oaks, 91360.

Just behind the Oaks Shopping Center...

### Ojai Photography Club:

The Ojai Photography Club will host a flea market sale of photography and artist items on **Saturday, December 5, 2015.** The sale runs from 9:00 a.m. (no early birds, please) to 3:00 p.m. at Help of Ojai's Kent Hall, 111 Santa Ana Street, Ojai, CA.

All proceeds of the sale benefit Help of Ojai. Payment will be accepted in cash or check only. Many items are new or like new, and includes a mat cutter, tripods, camera bags, wooden easels, picture frames, foam core, mat boards, etc. Items are reasonably priced, and shoppers will find great bargains.

For additional information please visit: [www.ojaiphotoclub.com/](http://www.ojaiphotoclub.com/).



## Club Merit Awards

### Results of November 2015 Meeting

Judge: Bill Hendricks

#### Digital Assigned:

**"Sierra Morning"** by Sal Santangelo

#### Digital Open:

**"Hang On"** by John Ferritto

**"Have We Met Before"** by JP Watson

**"High Tech Energy"** by JP Watson

**"Eye Catcher"** by Ed Ruckle

#### Print Assigned:

**"A Rainy Fall Day"** by Albert Huen

**"Fall Bouquet"** by Ed Pinsky

**"Fall Reflections"** by Ed Pinsky

**"Glacier View"** by Ed Pinsky

**"On Golden Creek"** by Bruce Schoppe

**"Autumns End"** by Joyce Schoppe

**"Transitions"** by Cassie Silva

#### Print Open:

**"Summer Storm"** by Albert Huen

**"American Kestrel"** by Ken MacGregor

**"Southbound"** by Bruce Schoppe

*From October Meeting: **"Mantanuska River Valley"** by Ed Pinsky (Digital Open)*





## Club Merit Images



**"Mantanuska River Valley"** by Ed Pinsky



**"Sierra Morning"** by Sal Santangelo

## Club Merit Images (cont'd)



**"Eye Catcher"** by Ed Ruckle



**"Hang On"** by John Ferritto



## Club Merit Images (cont'd)



"Have We Met Before" by JP Watson



"High Tech Energy" by JP Watson

## Professional Support

*Below are some of the local professional photographers that have been gracious in providing their free time as judges to attend and critique member's images at our recent Club meetings. Thank you all for supporting our Club!*

---

**Sherron Sheppard:**

<http://www.sherronsheppard.com>    <http://www.sheppardphotography.com>

---

**Dan Holmes Photography Workshops, Tours, and Photo Adventures:**

<http://www.danholmesphoto.com/Danholmesphoto.com/Workshops.html>

---

**Robert Fields Fine Art Travel Photography**

<http://www.robertfields.com>

---

**Mark Jansen (& Holly Higbee-Janzen) Photography and Expedition Workshops:**

<http://www.jansenphotoexpeditions.com/Pages/default.aspx>

---

**Sam and Patricia Gardner - Medici Portraiture Studio**

<http://www.mediciportraiture.com/about-medici-portraiture/meet-the-artists-sam-patricia-gardner-fine-art-photographer>

---

**Gary Moss Photography - (Gary is Photo Editor of 805 Living Magazine)**

<http://www.garymossphotography.com>

---

**Chris Zsarnay - Z Studios**

<http://www.zstudios.com>

---

**Greg Cooper - Brooks Institute**

email: [gcooper@brooks.edu](mailto:gcooper@brooks.edu)

---

**Bill Hendricks - Ventura College**

<http://www.hendricks-studios.com>

---

**Matt Haines**

<http://matthainesphotography.com>

---

**Ines Roberts**

<https://sites.google.com/site/ccccangle/bios/ines-roberts>

---



## Club Officials

### President:

Sal Santangelo

---

### Vice President:

Ken MacGregor

### Treasurer:

Susannah Kramer

### Secretary:

Bruce Schoppe

---

### Judge Coordinator:

Bernie Goldstein

### Memberships:

Joyce Schoppe

### Website:

Cassie Silva

### Newsletter:

Ken MacGregor

### Digital Image Entries:

Albert Huen/JP Watson/Susannah Kramer

### Workshops: TBD

### Photo Opportunities:

JP Watson