


Through the Viewfinder



From the Prez's Pad

Sal Santangelo

November 2016

IN THIS ISSUE:

Prez's Pad: This Page!

Exploring with Photonaut: Page 3

Merit Awards: Page 5

Club Announcements: Page 13

Professional Support Links: Page 20

Club Officials: Page 21

November 8th is Election Day and I urge all to go out and exercise the most unique right we have as citizens. November 9th also marks the annual meeting at which we elect our club officers. (Don't you like the segue? Ugh, thought so!) Please plan on coming. Even though there will be a slate of candidates from the nominating committee, nominations from the floor are welcomed...in fact are encouraged. All clubs, be they photography clubs, Audubon Society, the Mineral and Gem club, etc. succeed on the shoulders of their volunteers, whether they are officers, chairs of committees or are regular members who step up for intermittent or recurring duties. There have been a handful of members who have been doing yeoman's work in an attempt to make sure the day to day functions of this club both financially as well as in its core objective, to further your creativity, knowledge and enjoyment of photography, are met. Their efforts are appreciated since their time and effort make the club function for all of us, however, some are tired, some are moving on, some are not getting the time to do more photography or pursue additional interests and some if not all have other responsibilities needing their attention.

This is your club. If you want to continue receiving the benefits it offers, why not volunteer for a position. If you feel the club is not going in the direction you envision, run for office or volunteer to be a committee chair. New blood always brings discourse which leads to new ideas. Without them all organizations fail at some point. **Your club is asking for your help.**



Prez Pad (cont'd)

The nominating committee has presented the following slate of candidates:

President	Sal Santangelo
Vice President	Ken MacGregor
Treasurer	Bruce Schoppe
Secretary	Ron Brubaker

If you were unable to attend our last workshop, you missed a very informative evening. It was enjoyable to have Nancy Lehrer, a former member and accomplished photographer back at a club function. It was good to see Chic, her husband, doing so well following his illness. Nancy's presentation was about composition but with an approach outside the box of usual rules of composition...leading lines, rule of thirds, etc. Although we have always heard these rules stressed, more important may be storytelling, light, contrast, juxtaposition, color, frame, layers, gesture, and patience before tripping the shutter. Thanks, Nancy



All should have received the Year End Competition Image Submission guidelines. In addition to the rules and categories, there are also the submission deadline dates for prints and digital images. I would encourage you to bring your print entries to the Wednesday November 9th meeting. A printable year end entry form to be affixed to the back of your print images was also sent out. I plan to send these items out again on the off chance you missed the original email or it went to your spam box.

Just a reminder, we will have visitors at our next meeting. Greg Cooper has given an assignment to his students at Ventura College to attend a meeting of a camera club of their choice. Some of our members attend that class and have let the students know that we will be allowing them to submit an image for critique. Should be interesting, a learning opportunity for all and possibly a chance to gain some new members.

As the end of the year approaches I would like to remind all to bring in their dues to the November meeting since there is no meeting in December. Payment may also be sent to:

Joyce Schoppe
4875 Mascagni St.
Ventura, CA 93003

Payment of dues by January 1, 2017 would be appreciated.

This month's assigned topic is Architecture. Our judge/teacher is Robert Fields. See you at 7:00 PM Wednesday November 9, 2016

Sal



Exploring Digital Photography with Photonaut

“How Mello is that Yellow?”

Photographers can be given an assignment to shoot a subject object, and make a *print* where the subject is the exact same color and size as the real world object. Sounds pretty easy at first, but in reality, it isn't. This type of assignment might be given in the commercial product advertising world, with the caption, “shown actual size”. Or if it is something where color accuracy is vitally important to the viewing customer, like fashion, or decorating, then knowing how to produce colors accurately is extremely important. Unfortunately, there are many steps in the process that can throw off color accuracy, some a little, some a lot. The settings and post processing steps you use to make the image can make your final result successful, or not. Remember we are talking about holding up the subject right beside the print enlargement and determining if the colors and the object's size are exactly the same, under any room light.

The factors working for or against you include, obtaining the correct camera exposure, using RAW or JPG camera file format, converting RAW files to AdobeRGB or sRGB colorspace, converting RAW files using the Adobe provided camera color profiles or making your own custom camera color profile under the lighting conditions being used, and finally ensuring that you are printing using the highest color gamut device profile driver for your printer. Whew!

If you are using JPG files from your camera, forget getting accurate color. Cameras use manufacturer installed software to make the JPG pictures look pretty, they are not color accurate. Shoot using the RAW file format, that comes out of the camera's sensor unaltered.

The sRGB colorspace was invented for computer monitor and internet use. It is much smaller, simpler, and less accurate than the AdobeRGB colorspace. So, if you are making images only for the web or only for display on a computer screen or projector, use sRGB. If you are trying to make a color accurate print, or your final product is going to be a print, use AdobeRGB as the Photoshop color working space.

Before you do the RAW conversion, you need to check what Camera Calibration Color Profile setting your Photoshop is set to. The default profile is Adobe Standard, which always looks great, but it isn't accurate. None of the camera profiles provided with Photoshop are totally accurate, they all have a HUE SHIFT that changes each color channel in the range of bright to dark, and the changes are based on extensive old film studies of what colors humans *prefer* seeing in an image, depending on the subject. For example, the Landscape camera profile setting boosts blues and greens, the colors typically seen in landscape images. The Portrait setting boosts reds and cyan to make skin tones look better than they really are. The Neutral setting is the closest to being accurate, but it isn't perfect.

To get perfect, you must make your own custom camera profile, and to do that you need an X-Rite ColorChecker, as seen in the image to the left of the duck.



Exploring Digital Photography with Photonaut (cont'd)

There is an *automated process* to obtain almost complete perfect color using the X-Rite ColorChecker combined with the free Adobe software product called DNG Profile Editor. You shoot the ColorChecker in the lighted scene, convert the RAW file to DNG (Adobe's Digital Negative File Format), start the Adobe DNG Profile Editor program, it scans the image of the ColorChecker, automatically identifies each color square, and makes all the adjustments necessary to achieve perfect color, then you have it generate and save a *custom camera profile* that you can use later on any file shot under the same lighting conditions. Entire process takes a minute or two, tops. Not hard at all. The automated process made an image of the entire real world 24 color tile ColorChecker look perfect, and none of the built-in Photoshop camera profiles could do that.

Don't have an X-Rite ColorChecker, or don't want to make a custom camera color profile? Then you can spend hours and try adjusting the colors manually in Photoshop. There are many ways of doing that, good luck, hope your monitor is calibrated and of the wide gamut variety (most are not).

Last but not least, use the best printer device profile driver you have. The textbook answer is to use the one that comes with Photoshop and let it drive the printer. I prefer to use the Canon device driver for my Canon pigment ink photo printer, in the past I have had less trouble with that and it can provide accurate results.



Club Merit Awards

Results of October 2016 Meeting

Judge: Dan Nelson

Digital Assigned: (11)

“Moon Over Bridge” by Ron Brubaker
“St Paul Staircase” by Ron Lindsay
“Tunnel Ride” by Ron Lindsay
“Advanced Preening” by Ed Pinsky
“Into the Sun” by Bob Rose
“Walking on Water” by Bob Rose
“Social Hour” by Sal Santangelo
“Wistful” by Sal Santangelo
“Grasses” by Bruce Schoppe
“Break the Rules” by JP Watson
“The Barn Door” by JP Watson

Digital Open: (8)

“Utah Slot Canyon” by Ron Brubaker
“Holding On” by John Ferritto
“Running of the Pigs” by Bernie Goldstein
“The Milky Way” by Susannah Kramer
“Wing Man” by Mat Leedholm
“Fall Splendor” by Ed Pinsky
“Pals” by Ed Pinsky
“Isolated” by Ed Ruckle

Print Assigned: (2)

“Old West Country” by Albert Huen
“Kenai Peninsula” by Susannah Kramer

Print Open: (1)


“The Spectacular Oregon Coast” by Susannah Kramer



Club Merit Awards



"Moon Over Bridge" by Ron Brubaker



"Tunnel Ride" by Ron Lindsay



Club Merit Awards



“St Paul Staircase” by Ron Lindsay



“Advanced Preening” by Ed Pinsky



“Into the Sun” by Bob Rose



Club Merit Awards



“Walking on Water” by Bob Rose



“Social Hour” by Sal Santangelo



“Wistful” by Sal Santangelo



Club Merit Awards



"Grasses" by Bruce Schoppe



"Break the Rules" by JP Watson



Club Merit Awards



“The Barn Door” by JP Watson



“Utah Slot Canyon” by Ron Brubaker



“Holding On” by John Ferritto



Club Merit Awards



"Running of the Pigs" by Bernie Goldstein



"The Milky Way" by Susannah Kramer



"Wing Man" by Mat Leedholm




Club Merit Awards



"Pals" by Ed Pinsky



"Fall Splendor" by Ed Pinsky



"Isolated" by Ed Ruckle



Club Announcements

Club Meeting:

Wednesday, November 9th, at 7 pm, Poinsettia Pavilion, 3451 Foothill Rd, Ventura CA 93003.

Please come to the **next** meeting of the **Ventura County Camera Club** on the second Wednesday of the month. This will be the last Club membership meeting in 2016. Digital entries must be submitted by Monday, 7 November, at 5 pm.

Our Scheduled Professional Judge for 9 November is: [Robert Fields](#)

www.robertfields.com

Club Elections:

The positions requiring a vote each year are: President, Vice President, Secretary, and Treasurer.

An election for these positions to serve in 2017 will be held at the beginning of the Club meeting.

Club Photo Contest:

The Club sponsored a photo contest open to the public (club members were not eligible). Co-sponsoring this was the Ventura Breeze. First, second, and third place prizes will be given with all three winners receiving a one year free membership in VCCC, and 11x14 prints supplied courtesy of Image Source of Ventura. Additionally, the winning images will be printed in the Ventura Breeze. A club committee performed the judging and the results will be announced at the November 9th meeting. All of the contest participants have been invited to attend.

Club Hosting Ventura College Photography Students:

The Club has invited the students in the 6A and 6B photography class to attend the Club meeting on 9 November. It will be a field trip for them instead of attending class that night. The students were also invited to submit one image each for critique by our judge, they will appear in the Open category. The class instructor Greg Cooper will also give extra credit to each student that takes a selfie picture with any current Club official mentioned above in the Elections announcement.



Club Announcements (cont'd)

VCCC Year-End Print & Digital Competition

Qualifying Images:

Any print division or digital division image entered for critique during the year and receiving a “merit” is eligible. If it did not receive a “print or digital merit”, it cannot be entered. A member may enter an unlimited number of the “merit” winning images with **no limit per category**, however, no single merit image can be submitted in any division or category more than once.

Format:

Print or Digital Division images may be entered. Any “digital merit” may be entered into competition as a print or vice versa if so desired **but no merit image can be simultaneously submitted in both divisions.**

Print Division guidelines:

- Entry not to exceed 16x20”, maximum size of image and mat combined; may be 16x20 borderless.
- Labeled on the back near the top with the photographer’s name, **category**, title and the words “Year-End Competition.

Digital Division image guidelines:

- The usual digital entry format, size and resolution (jpeg, 1920x1080pixels, 72ppi)
- File label configuration: Lastname,Firstname_CATEGORY_TITLE_Yearend

One may “massage” the post processing of either a print or digital image to take advantage of a judge’s suggestions but it should not be substantially changed from the originally submitted image.

All images, print or digital, must have the same title as when originally submitted. All images for this competition must be re-submitted for this judging!

When:

A print entered for critique at the November general meeting that receives a “merit” qualifies for entry into the year-end competition. Any digital image entered for critique at the November general meeting that receives a “merit” will be allowed to be entered as a print.

You may bring your qualifying print entries to the November general meeting but all prints must be ultimately submitted to the Year End Coordinator no later than the last Monday of November. All digital entries must be submitted via the “digital entries” email between the 2nd Wednesday of November and the last Monday of November. Prints will be available for pick-up after the annual January banquet.

Awards:

1st, 2nd and 3rd place ribbons will be awarded per category. A member can only win one “place” ribbon per category, with the exception of honorable mentions (HM) or judge’s choice (JC). There will also be a digital image and a print Best of Show award selected from the first place category winners of each respective division.

THERE WILL BE NO GENERAL CLUB MEETING IN DECEMBER.



Club Announcements (cont'd)

VCCC 2015 Year-End Print & Digital Competition

Categories:

1. **Landscape:**
 - Rural or urban
 - Waterscapes
 - Cityscapes
 - Sunsets
 - Outdoor scenic
2. **Wildlife:**
 - In its natural environment or habitat
 - Nature images of animals, insects, etc.
 - No pets or domestic animals (a different category)
3. **Urban / Photojournalism:**

Photos that tell a story (not contrived)

 - People candid's
 - Story-telling news
 - Sports / action
 - Social / public events
 - Human interest
 - Architecture
 - Environmental portraits
4. **Portraits / Still Life:**

Intended to be portraits or still life, which allow "setting up for the shot"

 - Formal or informal portraits
 - Group portraits
 - Animals or pet portraits
 - Still life (any kind)
5. **Botanic:**

Can be shot in natural or studio setting

 - Flowers
 - Vegetables
 - Fruits
 - Plants
 - Floral portraits
 - Close-up images of flowers
6. **Abstract / Digital Art / Other:**

Photos manipulated for artistic purposes, and miscellaneous "other" images

 - Digital art
 - Special effects
 - Altered reality
 - Creative patterns
 - Textured images
 - Abstracts
7. **B&W**

Black and white, monochrome or sepia (any subject)

The judges and/or the pre-judging committee may transfer any entry to another category if they feel the entry is obviously entered in a wrong category.



General Announcements

Ojai Photo Club:


“Structure and Light”

The Ojai Photography Club concludes its 2016 series of monthly events with a presentation by Ojai based photographer **Kirby Russell**, “Structure and Light,” on Tuesday, November 15, 2016, at 7:00 p.m. in Help of Ojai’s Kent Hall, 111 Santa Ana Street, Ojai, CA.

Russell’s photography and graphic illustration work has been published in select magazines, newspapers, and online publications both nationally and internationally. He is a student of the New York Institute of Photography, a member of Professional Photographers of America, and a member of the National Press Photographers Association.



Previously viewed and new photography will be presented along with before and after examples, leading into Russell’s “artistic bent” on the significance of photographic enhancements that can empower the visitors’ own images.





Club Announcements (cont'd)

Annual Membership Renewal:

Only members in good standing may submit images for judging. If necessary, please talk to **Joyce Schoppe**, our Membership Chairperson, or send an email to Joyce at:

membership@venturacountycameraclub.com

It is requested that you bring your annual dues to the November meeting (Regular \$60, Student \$30), or send to:

Joyce Schoppe
4875 Mascagni St.
Ventura, CA 93003

Annual dues for new members will be prorated on a quarterly basis if joining after the first quarter. Make your check out to: "[Ventura County Camera Club, Inc.](#)" We are an incorporated nonprofit.

Instructions for Digital Projection Entries:

Please **ensure** your files are correctly labelled in accordance with the required format:

Required: **LastnameFirstname_IMAGE TITLE_month-year_category.jpg**

example... **SmithJohn_ENTER AT OWN RISK_03-16_Assigned.jpg**

Images must be emailed to: digitalentries@venturacountycameraclub.com no later than 6:00 pm by the Monday prior to the Club meeting. All images submitted for projection must be in jpg format with pixel dimensions **not to exceed: 1920 width, and not to exceed 1080 height, total (1920w x 1080h)**.

JP's Reasons to Submit Images:

1. We pay membership dues so we can learn from having our photography critiqued. Take advantage of it!
2. It doesn't cost anything to members to submit digital images.
3. If a digital image does not earn a merit, nobody knows who it belongs to, so it's not embarrassing.
4. We hope to view a broader variety of artistry to be critiqued.
5. Images don't have to be of the **assigned topic**. You have the choice to submit a total of 3 images in the **"Open"** category, if you want.

Club Announcements (cont'd)

2016 Assigned Topics List:

January:	Textures
February:	Eyes
March:	Macro (of anything)
April:	Bridges
May:	<i>No Assignment - Print Only Competition</i>
June:	Landscapes
July:	Night Lights
August:	Shadows
September:	<i>No Assignment - Print Only Competition</i>
October:	Black and White
November:	Architecture
December:	<i>No Assignment - No Meeting - Year End Comp</i>

2016 Refreshment Schedule:

January:	Sal Santangelo
February:	Ron & Sally Brubaker
March:	Bernie Goldstein
April:	Joyce Schoppe
May:	Ed Nailor
June:	Wally Olsen
July:	Albert Huen
August:	Don Hoffman & Sharon Kolsch
September:	Art Leseberg
October:	Ken MacGregor
November:	Ed Pinsky



2016 Suggested Photo Opportunities

Individuals can use this information as suggested ideas/destinations for doing their own photography. There are people in the club that have been to most of these destinations in the past few years, and can advise you on what you should expect to see if you go there...

Within 45 miles:

Loons Beach (Summerland)
El Matador Beach (Malibu)
Ventura Mission
Local Ventura Beach - Sunset

Local Ventura Surfers (waterfront promenade)
Local Downtown Ventura Architecture
Leo Carrillo State Beach Malibu
[Nite Shooting Downtown Ventura Main Street area and Waterfront ***](#)
Ventura City Hall
Butterfly Grove - Santa Barbara (Nov-Feb)
Santa Barbara Zoo
Getty Museum/Center
Anacapa Island (Island Packers Ventura Marina)
Topanga Park
Santa Barbara Mission
Santa Barbara Botanical Garden

*** [High Interest](#)

Less than 100 miles:

Hollywood at Night
Griffith Observatory at Sunset
Morrow Bay
Montana de Oro State Park

More than 100 miles:

Pt Lobos State Beach (Monterey/Carmel)
Mono Lake
Huntington Beach
Yosemite National Park
Kings Canyon
Sequoia Park
Big Sur!



Professional Support

Below are some of the local professional photographers that have been gracious in providing their free time as judges to attend and critique member's images at our recent Club meetings. Thank you all for supporting our Club!

Sherron Sheppard:

<http://www.sherronsheppard.com> <http://www.sheppardphotography.com>

Dan Holmes Photography Workshops, Tours, and Photo Adventures:

<http://www.danholmesphoto.com/Danholmesphoto.com/Workshops.html>

Robert Fields Fine Art Travel Photography

<http://www.robertfields.com>

Mark Jansen (& Holly Higbee-Jansen) Photography and Expedition Workshops:

<http://www.jansenphotoexpeditions.com/Pages/default.aspx>

Sam and Patricia Gardner - Medici Portraiture Studio

<http://www.mediciporraiture.com/about-medici-portraiture/meet-the-artists-sam-patricia-gardner-fine-art-photographer>

Gary Moss Photography - (Gary is Photographer and Photo Editor of 805 Living Magazine)

<http://www.garymossphotography.com>

Chris Zsarnay - Z Studios

<http://www.zstudios.com>

Greg Cooper - Ventura College (ex-Brooks Institute)

email: gcooper@brooks.edu

Bill Hendricks - Ventura College

<http://www.hendricks-studios.com>

Matt Haines

<http://matthainesphotography.com>

Ines Roberts

<https://sites.google.com/site/ccccangle/bios/ines-roberts>

Ann Hutton

<http://www.annehuttonphotography.com/>



2016 Club Officials

President:
Sal Santangelo

Vice President:
Ken MacGregor

Treasurer:
Susannah Kramer

Secretary:
Bruce Schoppe

Judge Coordinator:
Bernie Goldstein

Memberships:
Joyce Schoppe

Website:
Sal Santangelo

Newsletter:
Ken MacGregor

Digital Image Entries and Projection:
JP Watson/Susannah Kramer/
Albert Huen

Publicity:
John Ferritto

Photo Opportunities:
Ron Brubaker



For Sale:

Large Intuos 3 "Tablet",
excellent condition. \$100

Contact Susannah Kramer
805/445-1090 or noonumk@gmail.com

