











PRESCHOOL PANDAS LESSON PLAN

Theme:

Winter, Martin Luther King, New Years, and Gingerbread

Manipulatives/ Math 	Science	Sensory 	Blocks
<p>Dress the snowman: adding buttons to the snowman according to the number on his hat</p> <p>Graph: Do you wear gloves or mittens in the winter?</p> <p>Predict and compare: take a big mitten and estimate how many objects will fit inside.</p> <p>Measuring mittens of different sizes using unifex cubes</p> <p>Gingerbread Man Measurement</p> <p>Gingerbread Graphing</p> <ol style="list-style-type: none"> 1. Gingerbread info 2. Gingerbread bites 3. Gingerbread taste test 4. Gingerbread man stories 	<p>*Bubble Freeze</p> <p>*Cold Paleontologist (freeze dinosaurs into ice, try to get the dinosaur out of the ice)</p> <p>*Melts in your hand (making predictions if ice will melt faster in your hand or with mittens)</p> <p>*Sticky ice put a piece of ice in a bowl of water, give the children a string and have them pick up the ice. It wont stick. Try again with salt, count to 10 and see what happens</p> <p>*Make crystals (epsom salt and boiling water)</p>	<p>* Bringing snow inside (using liquid watercolor to change or mix colors)</p> <p>*Bubbles on Bubbles: tape a large sheet of bubble wrap on a table. Squirt enough dish soap and water onto the wrap to create a slippery surface. Little hands will slip and slide feeling like iceskating</p> <p>* Making goop!!</p> <p>* Exploring in Oatmeal Mixing and stirring</p> <p>*water table: Ice Fishing!</p>	<p>*Building a podium for Martin Luther King's speech</p> <p>*Building a cave for bears</p> <p>*Lego table: building a church</p> <p>*Playing with trucks on ice!</p> <p>* Building a gingerbread house out of big blocks</p> <p>* lego guys on ice (ice fishing and ice skating)</p> <p>* Colored blocks: Making sleds</p>

Writing/ABC's	Art and Easel	Stories	Cooking
<p>*Writing in powdered hot cocoa mix</p> <p>*Letter Discovery: finding letters in a bottle of hot chocolate. Once letters are found the child will write them or cross them off on their paper.</p> <p>*Magnet letters: spelling out word wall words</p> <p>*Letter Hunt: Finding the letters in your name around the classroom</p> <p>*Preschool celebrities: getting our friends autographs</p> <p>*Every Tuesday we write a journal entry using the words from our word wall.</p> 	<p>* Paper plate Snowmen</p> <p>*Mitten Collage</p> <p>*Marble Mittens</p> <p>*Coffee Bear (using coffee grounds, water, construction paper)</p> <p>*Penguin potato prints</p> <p>*Contact paper bears</p> <p>*New Years Party Hats</p> <p>*Dove and Peace Stamping</p> <p>*Gingerbead person Ornament</p> <p>*Paper Doll Chain</p> <p>*A Dream Quilt</p> <p>*Cloud Dream</p> <p>*Easel art: handprints</p> <p>*Snowflake ornament using craft sticks</p> 	<p>*Snowballs</p> <p>*The Snowman</p> <p>*Snowmen at Night</p> <p>*There was an old lady who swallowed some snow</p> <p>*Snow Bear</p> <p>*The Little Polar Bear</p> <p>*Polar Bear, Polar Bear what do you hear?</p> <p>*We're different, we're the same</p> <p>*Happy Birthday Martin Luther King!</p> <p>*All the colors of the Earth</p> <p>*The colors of us</p> <p>*Martins Big Words</p> <p>*My Brother Martin</p> <p>*Martin's Dream</p>	<p>Week 1: Making Snowmen using donut holes, frosting, pretzel sticks, and licorice rope)</p> <p>Week 2: Snowy Igloo using icecream, icecream cone, and whipped topping</p> <p>Week 3: Hibernation Creation using bread, honey, bananas, and raisins)</p> <p>Week 4: Dove sugar cookies</p> <p>A Dove is a sign of peace. We will be making sugar cookies and decorating them with frosting and sprinkles</p> 

Computer	Library/ Literacy 	Large Muscle Activities	Song and Dance 
<p>*These are the games we will be rotating this month:</p> <ol style="list-style-type: none"> 1. Candy Land Adventure (uses number, letter, sorting, and matching skills) 2. Winnie the Pooh Preschool (understanding of letters, numbers, sequencing, phonics, color theory) 3. Veggie Tales: Veggie Carnival 4. Dora Saves the Crystal Kingdom 	<p>Listening center:</p> <ol style="list-style-type: none"> 1. Bear wants More 2. The Bears and the Great Big Storm 3. The Mitten 4. My Friend the Snowman 5. When will it Snow <p>*Making a class book: We are one!</p> <p>*Beginning Sounds game A, My Name is Alice</p> <p>*Sight Words Brown Bear, Brown Bear</p>	<p>*Taking a Winter walk around the Rivers!</p> <p>*Building a class snowman</p> <p>*Snowball Relay Race (pushing a "snowball" up and around an obstacle course)</p> <p>*Snowball Throw (2 teams each throw balls over the line, whoever has the least amount of balls on their side wins!)</p> <p>*Penguin, Penguin, Igloo</p> <p>*Jumping Rope (Jumping for a new year)</p> <p>*Sledding (weather permitting)</p> 	<p>*Hello Mittens! (Good Night, Ladies)</p> <p>*Napping Critters (Are you sleeping)</p> <p>*Greet the New Year! (London Bridge)</p> <p>*Five Silly Snowpals! (Fingerplay)</p> <p>* Winter Cold! (Poem)</p> <p>*Dr. King's Dream (Poem)</p> <p>*Snowball (Are you sleeping)</p> <p>*I'm a little Snowman</p> <p>*A Dream (He's got the whole world in his hands)</p> <p>*Free at Last (This old man)</p> <p>*Freedom, Freedom Let it Ring (Twinkle, Twinkle)</p> <p>*Dr. Martin Luther King (Happy Birthday)</p> <p>*A Man named King</p>

ASL and Spanish	Play Dough	Dramatic Play	Bible 
<p>* Snow (la nieve)</p> <p>*cold (frio)</p> <p>*Snowflake</p> <p>*Snowman</p> <p>*change (cambio)</p> <p>*Dove (paloma)</p> <p>*Peace (paz)</p> <p>*sledding</p> <p>*speech</p> <p>*hibernate (hibernar)</p> <p>*surprise</p> <p>*New Year</p> <p>*Celebrate</p>	<p>* Making Gingerbread scented playdough</p> <p>* Winter snowman using a variety of playdough colors (rolling, blending and smoothing)</p> <p>*Making an igloo out of playdough (alternate rolling in a ball and making long thin "spagetti")</p> <p>*using winter cutouts</p> <p>*Decorating a gingerbread house with playdough</p> <p>*Playdough names (rolling dough and placing on top of letters to match, spelling out your name)</p> 	<p>This month for dramatic play we will be having a fitness center for the first 2 weeks. The children will have membership cards and pretend to work out. They will have pretend cleaning supplies to clean the equipment.</p> <p>3 roles: fitness center employee, a trainer, and a fitness center member(s)</p> <p>The last 2 weeks we will be having a hair salon.</p> <p>4 roles: A hairstylist, salon assistant, customer, and a receptionist.</p> 	<p>This month we are learning about Jesus' miracles.</p> <p>Week of the 2nd: Jesus can do anything (John 5: 1-9)</p> <p>*hear how Jesus healed a man who was sick for 38 years</p> <p>*talk about what it might be like to be sick for a long time.</p> <p>Week of the 9th: Jesus can do anything(John 6:1-14)</p> <p>*hear how Jesus fed 5,000 people with one small lunch</p> <p>Week of the 16th: Jesus can do anything (Mark10:46-5)</p> <p>*discover how blind people rely on other senses</p> <p>*experience what it might be like to be blind</p> <p>Week of the 23rd: A Miraculous catch of fish</p> <p>*pretend to go fishing with the disciples</p>

Special Notes

Happy Birthday to Miss. Lynn and Miss. Kathy!

