








PRESCHOOL PANDAS LESSON PLAN



Theme:

Spring, Nursery Rhymes, and Earth Day

Manipulatives/ Math 	Science	Sensory 
<p>*Opposites matching game</p> <p>*Sorting candles by color and size</p> <p>*Chick counting rhyme (Lg. group activity at circle time)</p> <p>*Umbrella Number Matching</p> <p>*Tanograms (Matching the shapes with the shapes on the picture)</p> <p>*Pumpkin matching cards: Peter, Peter, Pumpkin Eater</p> <p>*Sorting food for the cupboard</p>	<p>*Learn what biodegradable means. Class experiment outside!</p> <p>*Baggie Garden: growing beans in a ziploc bag</p> <p>*Raw or Cooked! (experiment with an egg)</p> <p>*Birds nest- investigating and making our own birds nests.</p> <p>*Watching caterpillars grow into beautiful butterflies</p> <p>*Shiny pennies experiment</p>	<p>*Making Colored noodles like worms in the Spring time</p> <p>*Green and blue goop (combining to make our world)</p> <p>*Sensory tub: Plastic eggs, pink and green, yellow and blue colored rice. Green and yellow puff balls, scoopers</p> <p>*Mud- use spray bottles, spoons, cups, small bowls, make mud pies</p>

Writing/ABC's	Art and Easel	Stories
<p>*Every Tuesday we do journals. We encourage the class to use the monthly words from our word wall when journaling!</p> <p>*Practicing writing colors in a flower pattern</p> <p>*Writing a class Spring Acrostic Poem</p> <p>*Weather Pictures</p> <p>*Magnet Letters Finding letters to spell Spring Word Wall Words</p> <div><p>ABC...123</p></div>	<p><u>Easel</u></p> <p>*Painting with clouds (cotton balls)</p> <p>*Water color painting of our Earth</p> <p>*Chalk rainbows</p> <p><u>Free Art</u></p> <p>*Some of the art supplies this month will be:</p> <p>*Silk flower petals</p> <p>*Bright colored tissue paper</p> <p>*Flower and Bee Foam Pieces</p> <p>*Pipe cleaners</p> <p><u>Art Projects</u></p> <p>*Flower contact paper</p> <p>*Egg carton flower wreath craft</p> <p>*Paper plate worlds</p> <p>*Eensy Weensy Spider art</p> <p>*Paper plate daisy</p> <div></div>	<p>Some of the stories for the month are:</p> <p>*Twinkle Friends</p> <p>*Here we go Round the Mulberry Bush</p> <p>*The Christian Mother Goose Book of Nursery Rhymes</p> <p>*The completed Hickory Dickory Dock.</p> <p>*When will it be Spring?</p> <p>*Puddles</p> <p>*When Spring Comes</p> <p>*It's Spring, Blue!</p> <p>*North Country Spring</p> <p>*Caterpillar Spring, Butterfly Summer</p> <p>*Caillou's Spring Discoveries</p> <p>*Once Upon a Springtime</p>

Computer	Library/ Literacy 	Large Muscle Activities
<p>These are the computer games we will be switching out this month:</p> <p>1. Little Bear Preschool</p> <p>2. Land Before Time Math Adventure</p> <p>3. Disney Magic 3D Artist</p> <p>4. Dora Saves the Crystal Kingdom</p> 	<p>Listening Center Books:</p> <p>1. <u>Old mother Hubbard</u></p> <p>2. <u>Fly, Monarch, Fly</u></p> <p>3. <u>My Life as a Chicken</u></p> <p>4. <u>Tell me what its like to be Big</u></p> <p>Fingerplay This is my Garden</p> <p>*Rhyming game: Who took the cookies from the cookie jar</p> <p>*Every Wednesday we will take a class visit to our school library. We will talk about the rules in a library and switch out books for our class library.</p>	<p>*Follow the leader: Follow Mary</p> <p>*Peter, Peter, Pumpkin Eater (Duck, Duck, Grey Duck)</p> <p>* Spring time obstacle course</p> <p>*Jumping games</p> <p>*Muffin Tin Toss</p> <p>*Taking a class walk to find trash to help clean our Earth!</p> <p>*Parachute games</p> <p>*Relay races with potato sacks.</p> <p>*Jack and Jill log rolls</p> <p>*Indoor hop scotch</p> 

ASL and Spanish	Play Dough	Dramatic Play
<p>*Flower La Flor</p> <p>*Rain la lluvia</p> <p>*Clouds la nube</p> <p>*Water agua</p> <p>*Land la tierra</p> <p>*Sun el sol</p> <p>*Tree el arbol</p> <p>*Pollution la contaminacion</p> <p>*Egg el huevo</p> <p>*Rabbit el conejo</p> <p>*chick el pollito</p>	<p>Some playdough activities for this month are:</p> <p>*Using playdough to make parts of a plant.</p> <p>*Making Lavender scented playdough</p> <p>*Use green and blue playdough to make our world</p> <p>*Make playdough blueberry muffins.</p> <p>*Rolling Playdough into balls to create the Hungry Caterpillar</p> <p>*Create a school out of playdough for Mary.</p> 	<p>This month in dramatic play we will have a flower shop.</p> <p>The children will explore the job roles as a customer, a clerk, someone who delivers flowers, and someone who makes flower boquets.</p> <p>They will also have house, food, and babies will be provided. They can pretend to "Spring Clean"</p> 

Special Notes
<p>April 1st-5th is our conference week! April 26th is Family Reading Night @ 6:30!</p> <p>April 11th is picture day!</p> <p>April 16th is bible club!!!</p>

Month: April

Blocks

*Building a city using the city blocks and skyscrapers blocks.

*Building a place for healthy food

*Building Jack and Jill's Hill

*Building a butterfly house out out of legos!

*Building a flower box and flowers out of small colored blocks!

*Creating the world by using green and blue color blocks.

Cooking


Cooking projects for the month:

1. Earth Cookies (Children will frost them blue and green)

2. Mud Pie (Chocolate pudding, graham crackers, oreos, and sprinkles)

3. Bunny Muffins (English Muffins, cheese, cream cheese, chow mein noodles, carrot slices, cucumber slice)

4. Puppy Chow for Old Mother Hubbard and her dog.



Song and Dance



Here are some songs we are we are going to focus on this month:

*Recycling For our Earth
(Mary Had a Little Lamb)

*I'm a Piece of Litter
(I'm a Little Teapot)

*Spring is Here
(Are you Sleeping)

*Caterpillar
(Row, Row, row your boat)

*The Little Caterpillar
(Itsy, Bitsy Spider)

*I Plant a Seed
(I'm a Little Teapot)

*12 Days of Spring

*Parts of a plant Song

Bible



This month we are learning that Jesus gives us new life.

Week 1: Jesus rises on the third day.

*hear about the resurrection

*understand that spring reminds us of the new life Jesus brings.

Week 2: Jesus Sends out his followers to share the good news

*learn that Jesus went back to heaven after he rose from the dead.

*hear about the special job Jesus gave his followers

Week 3: We can help others learn about God with the words we say.

*discover the importance of passing on messages

*learn the good news that God loves us

Week 4: We can help others learn about God with our kind actions

