










# PRESCHOOL PANDAS LESSON PLAN

## Theme: Cinco de Mayo! Mother's Day, Spring

Manipulatives/ Math 	Science	Sensory 
<ul style="list-style-type: none"> <li>*Matching game with flower pots</li> <li>*Taste test graphing</li> <li>*Caterpillars and butterflies sort</li> <li>*Marshmellow Measurement</li> <li>*Field of Flowers math game (working on number recognition)</li> <li>*Shape-by-shape art game (children will create a picture by rolling a shape and drawing it)</li> <li>*Extend the pattern math game</li> </ul>	<ul style="list-style-type: none"> <li>*A downpour of Measurement ideas: Investigating weight, exploring volume, exploring distance, and investigating area</li> <li>*Science Exploration: Moving Water</li> <li>*Mixing of colors in water</li> <li>*At our science table we will have: Tornado water bottles, water and oil bottles, and other sensory bottles for kids to explore.</li> <li>*Observing caterpillars into butterflies</li> <li>*Sink and Float</li> </ul>	<ul style="list-style-type: none"> <li>*Planting flowers</li> <li>*Practicing scooping and pouring different colored rice</li> <li>*Cars and Mudd</li> <li>*Making gak</li> <li>*Cornstarch and shaving cream outside</li> <li>*Playing with floam</li> </ul>

Writing/ABC's	Art and Easel	Stories
<ul style="list-style-type: none"> <li>*Write some Springtime entries for our journal</li> <li>*Write in dirt, practice writing our letters.</li> <li>*Magnet letters and cookie sheet, practice spelling spring words.</li> <li>*Writing a Mother's Day note</li> <li>*Creating a story about a special time spent with mom.</li> </ul> 	<p>We are going to create:</p> <ul style="list-style-type: none"> <li>*Construction paper butterflies</li> <li>*Koosh ball painting</li> <li>*Making our own maracas</li> <li>*Paper plate ladybugs</li> <li>*Robin footprint art</li> <li>*May Day Baskets</li> <li>*Painting on the outdoor easel</li> <li>*Easel art: painting a picture of ourselves and our mom's</li> <li>*Using Craypa's to make our favorite flower</li> <li>*Caterpillar art with contact paper</li> <li>*Liquid water color and shaving cream art</li> </ul> 	<p>The Stories for the month are:</p> <ul style="list-style-type: none"> <li>*<a href="#"><u>Guess How Much I Love You</u></a></li> <li>*<a href="#"><u>Is Your Mama a Llama?</u></a></li> <li>*<a href="#"><u>Lovebug</u></a></li> <li>*<a href="#"><u>K is for Kite</u></a></li> <li>*<a href="#"><u>Kiss Kiss</u></a></li> <li>*<a href="#"><u>Ladybug's Birthday</u></a></li> <li>*<a href="#"><u>Ladybug Girl</u></a></li> <li>*<a href="#"><u>The Berenstain Bears and the Summer Job</u></a></li> <li>*<a href="#"><u>The Very Hungry Caterpillar</u></a></li> <li>*<a href="#"><u>The Grouchy Ladybug</u></a></li> <li>*<a href="#"><u>The Kite</u></a></li> <li>*<a href="#"><u>Planting a Rainbow</u></a></li> <li>*<a href="#"><u>Plant a Kiss</u></a></li> <li>*<a href="#"><u>Curious George Tadpole Trouble</u></a></li> <li>*<a href="#"><u>Curious George Feeds the Animals</u></a></li> </ul>

Computer	Library/ Literacy 	Large Muscle Activities
<p>The computer games for the month of May are:</p> <ul style="list-style-type: none"> <li>* Dora the Explorer</li> <li>*Blue's Clues</li> <li>*Freddie Fish</li> <li>*Minnesota Cuke</li> </ul> 	<p>Listening center:</p> <ol style="list-style-type: none"> <li>1. Fly, Monarch, Fly</li> <li>2. Hit the Ball Duck</li> <li>3. No Sleep for the Sheep</li> <li>4. A Pocket Full of Kisses</li> </ol> <p>*We will be working on letter sounds. We will be singing songs about letter sounds, and doing activities working on those sounds.</p> <p>*Matching the picture to the letter it starts with.</p> <p>*</p>	<ul style="list-style-type: none"> <li>*Taking a class walk to the River's</li> <li>*Jump Rope</li> <li>*May obstacle course</li> <li>*Red Rover Red Rover</li> <li>* Duck, Duck, Grey Duck</li> <li>*Mr. Fox what time is it??</li> <li>*Skipping to the park</li> <li>*Flying kites</li> <li>*Hop Scotch</li> </ul> 

ASL and Spanish	Play Dough	Dramatic Play
<ul style="list-style-type: none"> <li>*5th of May (Cinco de Mayo)</li> <li>*Cheese (el queso)</li> <li>*Flowers</li> <li>*Bugs</li> <li>*Butterfly</li> <li>*Ladybug</li> <li>*Mom</li> <li>*Love</li> <li>*Review on colors</li> </ul>	<p>*We are going to make vanilla scented playdough!</p> <p>* We will use flower cutouts.</p> <p>*We will practice rolling the dough to make caterpillars!</p> <p>* We will use different colored playdough and make tacos!</p> <p>*We will also make dirt playdough. We will stick different kinds of flowers to put in it.</p> 	<p>The month of May we are going to create the Twin's Stadium! We will have concession stand, tickets, and twins fans!</p> <p>The children can role play each kind of role.</p> 

<b>Special Notes</b>
<p>Friday, May 10th is Muffins with Mom at 7:30a.m.</p> <p>Friday, May 24th RHECC is closed!</p> <p>Monday, May 27th RHECC is closed!</p>

## Month: May

### Blocks

\*Making a restaurant out of blocks to take mom out to dinner for Mother's Day!

\*Making a flower shop out of legos. Using lego people as customers and employees.

\*Making a city out of blocks and using trains as the lightrail.

\*Create The Twins stadium out of big blocks

\*Use people and build a dance floor to bailar for cinco de mayo

### Cooking

We will be making:

\* Quesidillas

\*Homeaide Salsa

\*Butterfly Sanwiches

\*Flower sugar cookies with bright colored frosting and sprinkles

\*Ladybug cupcakes



## Song and Dance



\*We will have a cinco de mayo parade with maracas!

\*Spring is Here (Up on the housetop)

\*Plant Parts (Head, Shoulders, Knees and Toes)

\*Rain(it's sung in English and in Spanish to the tune of Oh, Christmas Tree)

\* Spring Flowers (it's sung in English and in Spanish to the tune of I'm a little teapot)

\*Oh! Burritos! (sung to: Peanut Peanut Butter)

## Bible



Week 1: We can help others learn about God by taking care of God's house.

Week 2: We can help others learn about God by sharing God's Word.

Week 3: We worship God by singing to him.

Week 4: We Worship God by praying to him.

Week 5: We worship God by thanking him.

