










Theme: VBS and Bugs and Insects

Manipulatives/ Math 	Science	Sensory 
<p>*Count on ants (numeral recognition, counting, one to one correspondence)</p> <p>*Patterning with bugs</p> <p>*Sorting bugs (bug jar counting and sorting mats)</p> <p>*Graphing our favorite bugs</p> <p>*M&M graph</p>	<p>We will be exploring and observing:</p> <p>Caterpillars to Butterflies</p> <p>Crickets and Grasshoppers</p> <p>Sink/float with various items</p> <p>Water Bugs: seltzer water and raisins</p>	<p>*Dirty Bugs: soil and dirt in the sensory table with plastic bugs</p> <p>*Bug goo (gak)</p> <p>*Flubber</p> <p>*Grass and bugs and magnify glasses</p> <p>*Sand and water in the sensory tub</p>

Writing/ABC's	Art and Easel	Stories
<p>*That's Buggy- encourage the children to draw a picture about bugs that "bug" them. They can then write the names of the bugs.</p> <p>*ABC's Bugs!</p> <p>*Letter search around the classroom</p> <p>*Don't spill the beans letter find</p> <p>*Writing in shaving cream</p> <p>*Letter stampers- writing a story about a bug friend.</p> 	<p>Some of our art projects are:</p> <p>*Ant leaves: The children will paint ants and glue them on their leaves.</p> <p>*Easel art: painting with plastic bugs</p> <p>*Bug rocks</p> <p>*Fingerprint bugs</p> <p>*Making our very own bug jars</p> <p>*Footprint bees</p> <p>*Bug/insect picture frames</p> <p>*Contact paper ladybugs</p> <p>*Construction paper butterflies</p> 	<p>Stories for the month are:</p> <p>Bugs! Bugs! Bugs!</p> <p>Bugs!</p> <p>Giggle Bugs</p> <p>Looking at Bugs</p> <p>Hermie, A Common Caterpillar</p> <p>Butterflies</p> <p>Bugs A to Z</p> <p>Bubblefast: Bugs</p> <p>Bug Dance</p> <p>Caterpillar Dance</p> <p>Caterpillar's Dream</p> <p>Caterpillars and Butterflies</p>

Computer	Library/ Literacy 	Large Muscle Activities
<p>The computer games that we will be rotating are:</p> <ol style="list-style-type: none"> 1. Little Bear Preschool 2. Land Before Time Math Adventure 3. Disney magic 3D artist 4. Dora Saves the Crystal Kingdom 	<ul style="list-style-type: none"> * Creepy Spiders finger play *Ladybug Rhyme *Black and yellow Bees Rhyme *Making a class book about our favorite bug *Bug Stamping Game: write a letter on each bug. Children will write a letter from a stack find that letter and stamp it out 	<ul style="list-style-type: none"> * Castle Jumper (Monday, June 10th) *Bible VBS games: Sheep Herding, Parachute Pals Build the Wall, * Jump roping outside *Hopscotch *Taking a class walk to the park on Tuesdays for park day! 

ASL and Spanish	Play Dough	Dramatic Play
<p>Butterfly Caterpillar ant grasshopper cricket worm bumble bee fly ladybug Firefly Dad Father's Day</p>	<p>We are going to use bug/ insect cutouts with different colored playdough.</p> <p>We are going to roll playdough and make a caterpillar.</p> <p>We will make: *Salt dough and make butterfly prints</p> <p>*Vanilla scented playdough</p> <p>*"mud or dirt" playdough</p> 	<p>Dramatic play this month will be:</p> <p>Grocery Store The children will act as a clerk, a customer, a sample server, and cashier.</p> <p>We will also have an airport. The children can pretend to be a pilot, a passenger, a clerk, a stewardist. They can collect their baggage at baggage claim have passports, and pretend to fly to anywhere in the world!</p> 

Special Notes	
<p>June 14th: Donuts with Dad at 7:30</p> <p>June 14th: Dress like a prince or princess!</p> <p>June 21st wear the color blue!!!</p>	<p>June 28th P2 is going to see Seussical red that day!</p>

Month: June

Blocks

This month we are building:

Add bugs/insects to block center for the children to make bug houses.

*Building a dream playground out of blocks!

*Lincoln log cabins for going up north. We will provide "trees" and "water" for them to have to create their up north scene.

*Use cars and other modes of transportation for them to create roads for traveling.

Nehemiah's Wall
Esther's Palace
Mordeai's Stool

Cooking

Look what P2's Cooking:

*Castle Rice Krispie treats

*Edi Buildings- Wheat Thins, cheese, pepperoni

*Prayer Mix- Pretzels, mini marshmallows, m&m's

*Crown Rounds- Bagels, cream cheese, raspberries, & blueberries

* Ladybug cookies- chocolate dipped oreos with red frosting

*Ants on a log- celery, raisins, sunbutter



Song and

Dance



* Dance like King David

*Bugs, bugs, bugs! (Frere Jacques)

*Bringing Home a Baby Bumble
Bee!

*Six Silly Spiders

*The Ants Go Marching

*Caterpillar (sung to: row, row,
row your boat)

*Insects all around
(twinkle, twinkle)

*Insects and Spiders Song
(Wheels on the Bus)

Bible



* Bible Stories for the month

* David Writes About God's Love

* Mordeai Encourages

Esther to do the Right Thing

* Nehemiah Perservers

to Rebuikd the Wall

We will also be doing daily
devotions and bible crafts.

at 8:45. Please wear