



AUTOMATE  
YOUR  
SUCCESS

www.TFSBillPay.com



# The Automated & Online Solution for Chapter 13 Bankruptcy Payments

The challenge to surviving your bankruptcy is making payments on time and keeping accurate records. TFS provides an easy-to-use online payment option for your monthly bankruptcy payments. It's cheaper and hassle-free.

The other options for making your bankruptcy payments would require you to obtain money orders or certified checks **EVERY** month. Why wait in line at the bank and pay exorbitant bank fees? Make your payments automatically and from the privacy of your own home.

## Bankruptcy Payment Options Compared

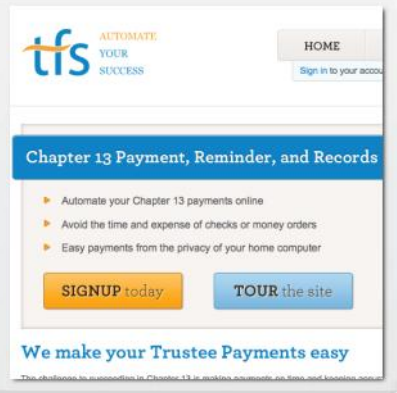
	Cost	Convenient	Automated Payments	Private	Reminders and Notifications	Accurate Recordkeeping
TFS Bill Pay	\$	✓	✓	✓	✓	✓
Certified Check	\$\$	✗	✗	✗	✗	✗
Money Order	\$\$\$	✗	✗	✗	✗	✗

With automated payments, reminders, and the ability to make bankruptcy payments from the comfort and security of your home, TFS Bill Pay is the obvious choice. Visit us today at [www.TFSBillPay.com](http://www.TFSBillPay.com), or call 888-PAY-CH13 (888-729-2413).

# SIGN UP FOR TFS JUST A FEW SIMPLE STEPS

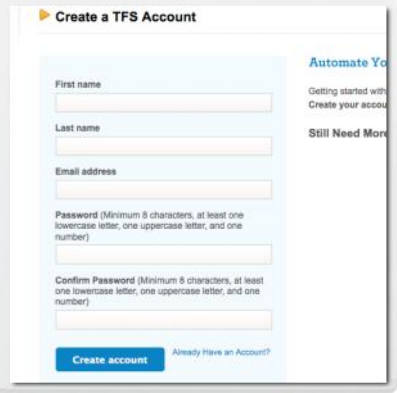
## 1. LOG ON

Visit [tfsbillpay.com](http://tfsbillpay.com) and click the orange button labeled “SIGN UP today.”



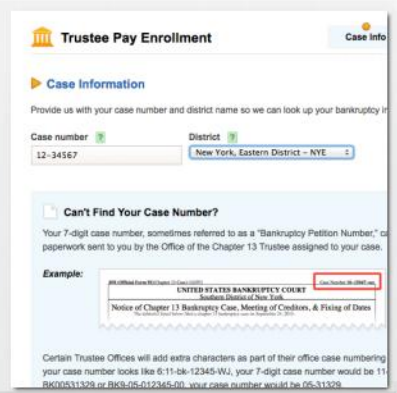
## 2. CREATE AN ACCOUNT

Enter your name and email address to start setting up your account on TFS. You will receive a verification email that will let you log in.



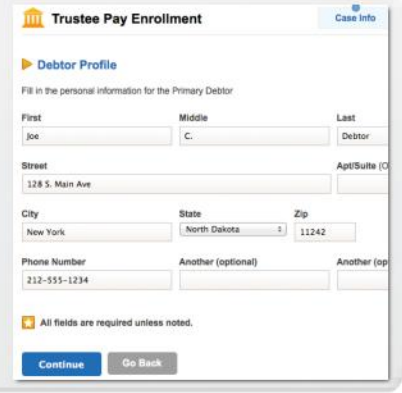
## 3. CASE INFORMATION

Once you log in, click “Enroll in Trustee Pay” and enter your case number. You can find this information on the official paperwork sent to you by your trustee.



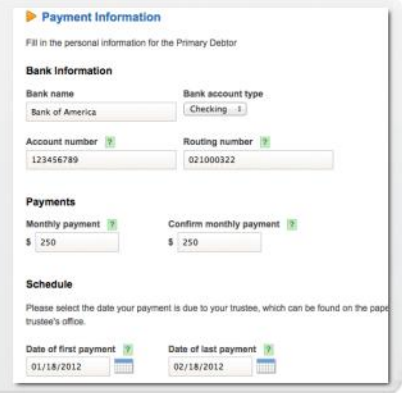
## 4. PROFILE

Confirm your personal information. This data is pulled directly from court records, so it should be accurate.



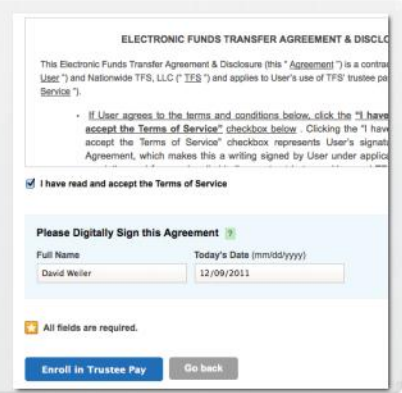
## 5. ACCOUNT INFO

Enter your account info, payment amount, and payment schedule. Payments will take 5 business days from when they are initiated to arrive at your trustee's office. Business days don't include weekends and bank holidays, so please plan accordingly.



## 6. VERIFICATION

Review your account information, select the check boxes, provide the “digital signature” at the bottom of the page, and click “Enroll in Trustee Pay.”



Take our Video Tour!  
Visit [www.tfsbillpay.com/about](http://www.tfsbillpay.com/about)



Have more questions?  
Call TFS today at (888) PAY-CH13