



USC University of
Southern California

**Individual Report for Instructor Nyshadham (26248-20143 : ECON-641
Empirical Analysis of Economic Development)**

USC Student Course Evaluations - Fall 2014

Project Audience 12

Responses Received 5

Response Ratio 41.67%

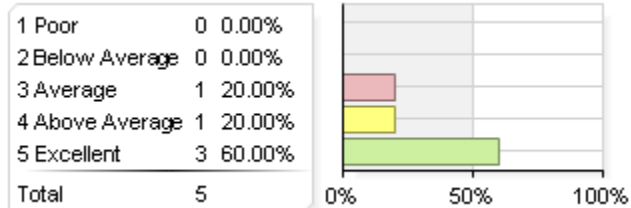
Creation Date Sat, Apr 11, 2015

Technology powered by blue 

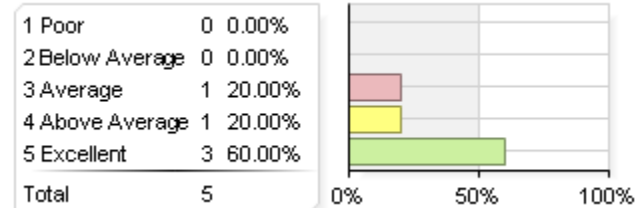
How would you rate the instructor's effectiveness on the following items?

Competency Statistics	Value
Mean	4.52
Median	5.00
Mode	5
Standard Deviation	+/-0.81
Standard Error (base on SD)	+/-0.12
Population Standard Deviation	+/-0.81
Standard Error (base on PSD)	+/-0.11

1. Clearly articulated course goals.



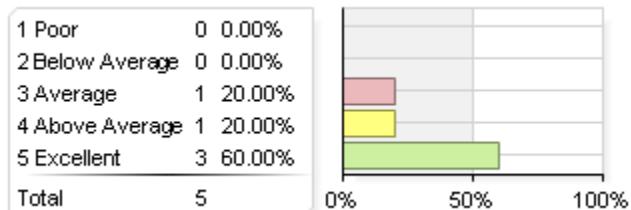
2. Organized course to achieve those goals.



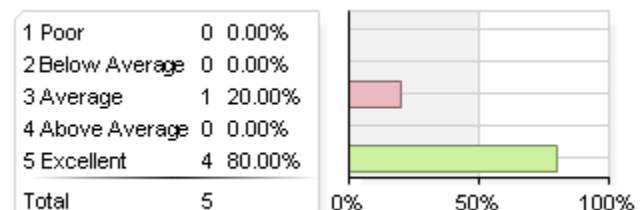
Statistics	Value
Response Count	5
Mean	4.40
Median	5.00
Mode	5
Standard Deviation	+/-0.89
Population Standard Deviation	+/-0.80
Standard Error (base on SD)	+/-0.40
Standard Error (base on PSD)	+/-0.36

Statistics	Value
Response Count	5
Mean	4.40
Median	5.00
Mode	5
Standard Deviation	+/-0.89
Population Standard Deviation	+/-0.80
Standard Error (base on SD)	+/-0.40
Standard Error (base on PSD)	+/-0.36

3. Carefully explained difficult concepts, methods, and subject matter.



4. Encouraged students to participate in their learning (e.g., through discussion, projects, study groups and other appropriate activities).



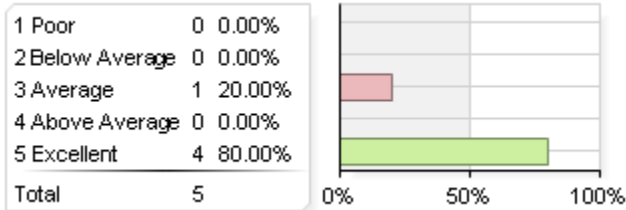
Statistics	Value
Response Count	5
Mean	4.40
Median	5.00
Mode	5
Standard Deviation	+/-0.89
Population Standard Deviation	+/-0.80
Standard Error (base on SD)	+/-0.40
Standard Error (base on PSD)	+/-0.36

Statistics	Value
Response Count	5
Mean	4.60
Median	5.00
Mode	5
Standard Deviation	+/-0.89
Population Standard Deviation	+/-0.80
Standard Error (base on SD)	+/-0.40
Standard Error (base on PSD)	+/-0.36

5. Was accessible to students (e.g., during office

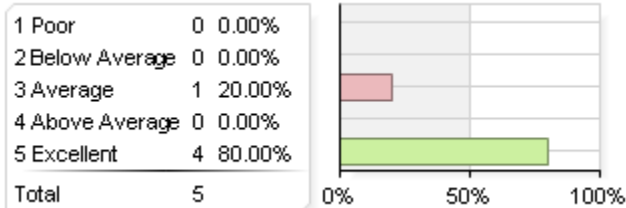
6. Evaluated student work in fair and appropriate

hours, before and after class, etc.).



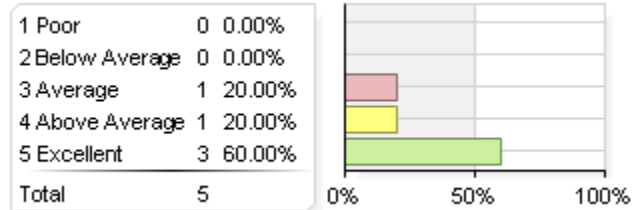
Statistics	Value
Response Count	5
Mean	4.60
Median	5.00
Mode	5
Standard Deviation	+/-0.89
Population Standard Deviation	+/-0.80
Standard Error (base on SD)	+/-0.40
Standard Error (base on PSD)	+/-0.36

7. Was enthusiastic about communicating the subject matter.



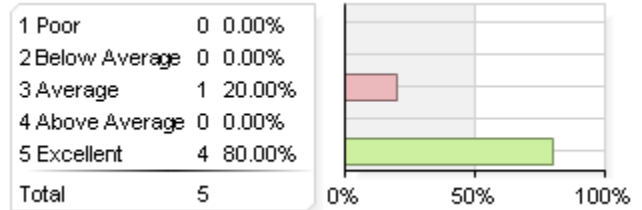
Statistics	Value
Response Count	5
Mean	4.60
Median	5.00
Mode	5
Standard Deviation	+/-0.89
Population Standard Deviation	+/-0.80
Standard Error (base on SD)	+/-0.40
Standard Error (base on PSD)	+/-0.36

ways.



Statistics	Value
Response Count	5
Mean	4.40
Median	5.00
Mode	5
Standard Deviation	+/-0.89
Population Standard Deviation	+/-0.80
Standard Error (base on SD)	+/-0.40
Standard Error (base on PSD)	+/-0.36

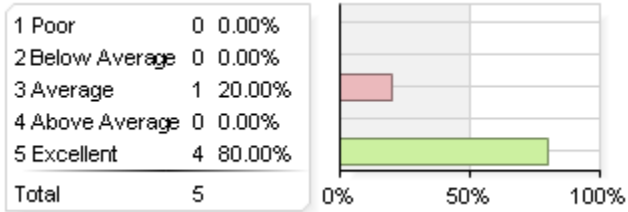
8. Stimulated student interest in the subject matter.



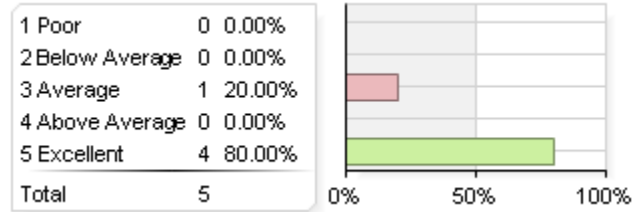
Statistics	Value
Response Count	5
Mean	4.60
Median	5.00
Mode	5
Standard Deviation	+/-0.89
Population Standard Deviation	+/-0.80
Standard Error (base on SD)	+/-0.40
Standard Error (base on PSD)	+/-0.36

How would you rate the instructor's effectiveness on the following items? (continued)

9. Presented subject matter in ways that were academically challenging.



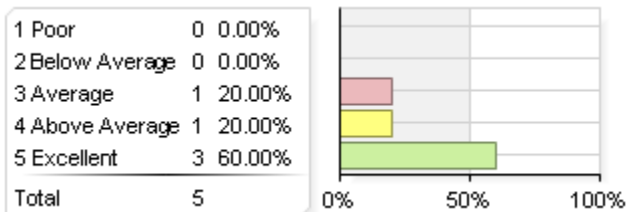
10. Provided students a valuable learning experience.



Statistics	Value
Response Count	5
Mean	4.60
Median	5.00
Mode	5
Standard Deviation	+/-0.89
Population Standard Deviation	+/-0.80
Standard Error (base on SD)	+/-0.40
Standard Error (base on PSD)	+/-0.36

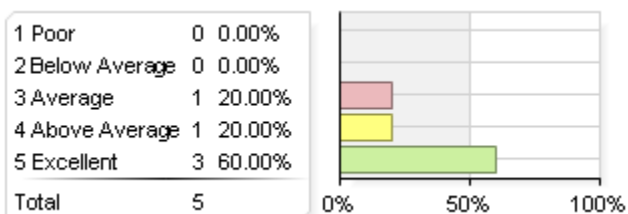
Statistics	Value
Response Count	5
Mean	4.60
Median	5.00
Mode	5
Standard Deviation	+/-0.89
Population Standard Deviation	+/-0.80
Standard Error (base on SD)	+/-0.40
Standard Error (base on PSD)	+/-0.36

Overall, how would you rate this instructor?



Statistics	Value
Response Count	5
Mean	4.40
Median	5.00
Mode	5
Standard Deviation	+/-0.89
Population Standard Deviation	+/-0.80
Standard Error (base on SD)	+/-0.40
Standard Error (base on PSD)	+/-0.36

Overall, how would you rate this course?



Statistics	Value
Response Count	5

Mean	4.40
Median	5.00
Mode	5
Standard Deviation	+/-0.89
Population Standard Deviation	+/-0.80
Standard Error (base on SD)	+/-0.40
Standard Error (base on PSD)	+/-0.36