



**USC** University of  
Southern California

**Individual Report for Instructor Nyshadham (26214-20143 : ECON-599  
Special Topics)**

**USC Student Course Evaluations - Fall 2014**

Project Audience 14

Responses Received 8

Response Ratio 57.14%

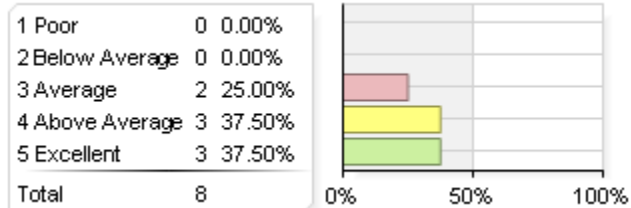
**Creation Date** Sat, Apr 11, 2015

Technology powered by blue 

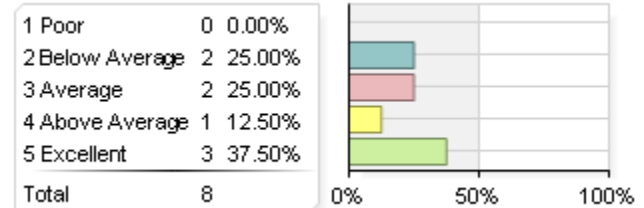
## How would you rate the instructor's effectiveness on the following items?

Competency Statistics	Value
Mean	4.16
Median	4.00
Mode	5
Standard Deviation	+/-0.98
Standard Error (base on SD)	+/-0.11
Population Standard Deviation	+/-0.98
Standard Error (base on PSD)	+/-0.11

1. Clearly articulated course goals.



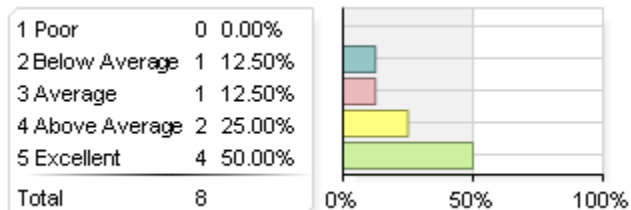
2. Organized course to achieve those goals.



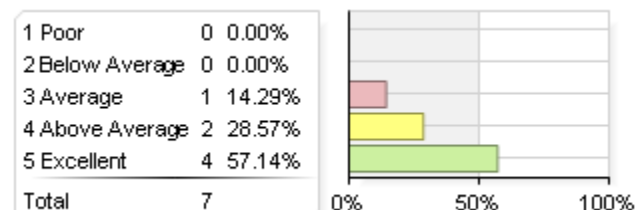
Statistics	Value
Response Count	8
Mean	4.13
Median	4.00
Mode	4, 5
Standard Deviation	+/-0.83
Population Standard Deviation	+/-0.78
Standard Error (base on SD)	+/-0.30
Standard Error (base on PSD)	+/-0.28

Statistics	Value
Response Count	8
Mean	3.63
Median	3.50
Mode	5
Standard Deviation	+/-1.30
Population Standard Deviation	+/-1.22
Standard Error (base on SD)	+/-0.46
Standard Error (base on PSD)	+/-0.43

3. Carefully explained difficult concepts, methods, and subject matter.



4. Encouraged students to participate in their learning (e.g., through discussion, projects, study groups and other appropriate activities).



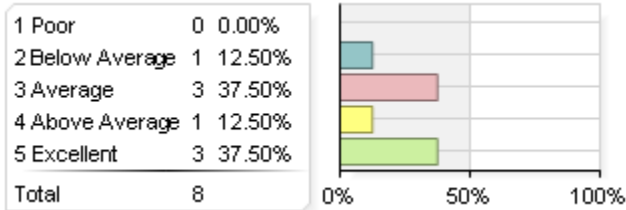
Statistics	Value
Response Count	8
Mean	4.13
Median	4.50
Mode	5
Standard Deviation	+/-1.13
Population Standard Deviation	+/-1.05
Standard Error (base on SD)	+/-0.40
Standard Error (base on PSD)	+/-0.37

Statistics	Value
Response Count	7
Mean	4.43
Median	5.00
Mode	5
Standard Deviation	+/-0.79
Population Standard Deviation	+/-0.73
Standard Error (base on SD)	+/-0.30
Standard Error (base on PSD)	+/-0.28

5. Was accessible to students (e.g., during office

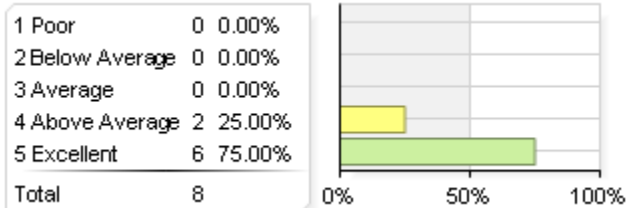
6. Evaluated student work in fair and appropriate

hours, before and after class, etc.).



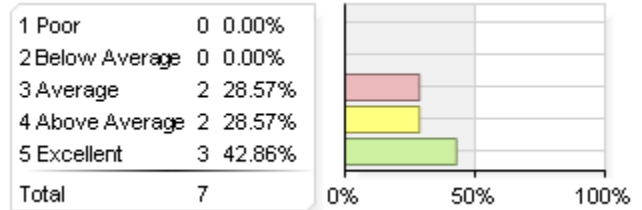
Statistics	Value
Response Count	8
Mean	3.75
Median	3.50
Mode	3, 5
Standard Deviation	+/-1.16
Population Standard Deviation	+/-1.09
Standard Error (base on SD)	+/-0.41
Standard Error (base on PSD)	+/-0.39

7. Was enthusiastic about communicating the subject matter.



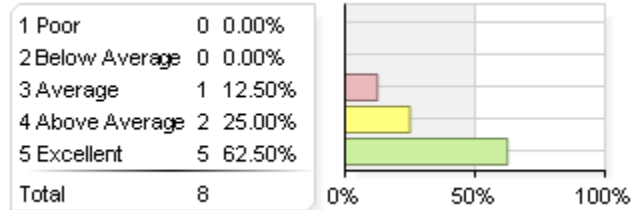
Statistics	Value
Response Count	8
Mean	4.75
Median	5.00
Mode	5
Standard Deviation	+/-0.46
Population Standard Deviation	+/-0.43
Standard Error (base on SD)	+/-0.16
Standard Error (base on PSD)	+/-0.15

ways.



Statistics	Value
Response Count	7
Mean	4.14
Median	4.00
Mode	5
Standard Deviation	+/-0.90
Population Standard Deviation	+/-0.83
Standard Error (base on SD)	+/-0.34
Standard Error (base on PSD)	+/-0.31

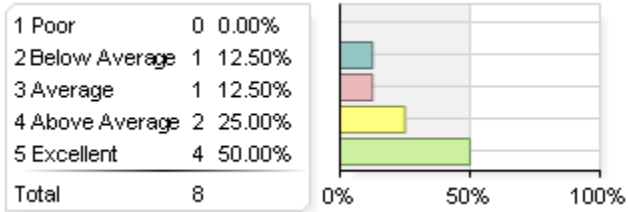
8. Stimulated student interest in the subject matter.



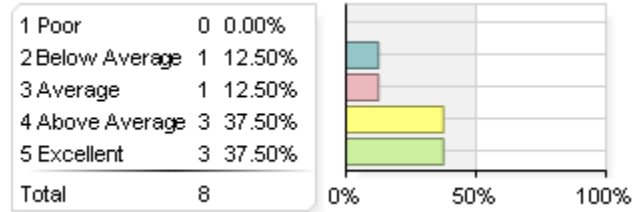
Statistics	Value
Response Count	8
Mean	4.50
Median	5.00
Mode	5
Standard Deviation	+/-0.76
Population Standard Deviation	+/-0.71
Standard Error (base on SD)	+/-0.27
Standard Error (base on PSD)	+/-0.25

## How would you rate the instructor's effectiveness on the following items? (continued)

9. Presented subject matter in ways that were academically challenging.



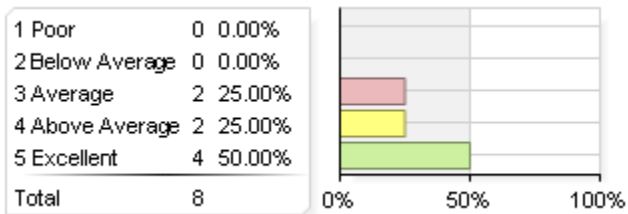
10. Provided students a valuable learning experience.



Statistics	Value
Response Count	8
Mean	4.13
Median	4.50
Mode	5
Standard Deviation	+/-1.13
Population Standard Deviation	+/-1.05
Standard Error (base on SD)	+/-0.40
Standard Error (base on PSD)	+/-0.37

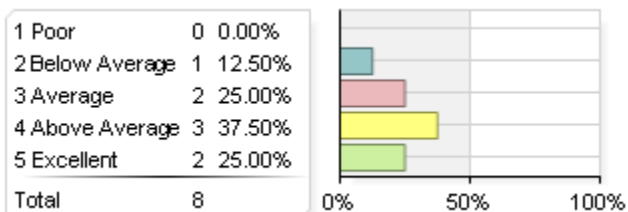
Statistics	Value
Response Count	8
Mean	4.00
Median	4.00
Mode	4, 5
Standard Deviation	+/-1.07
Population Standard Deviation	+/-1.00
Standard Error (base on SD)	+/-0.38
Standard Error (base on PSD)	+/-0.35

### Overall, how would you rate this instructor?



Statistics	Value
Response Count	8
Mean	4.25
Median	4.50
Mode	5
Standard Deviation	+/-0.89
Population Standard Deviation	+/-0.83
Standard Error (base on SD)	+/-0.31
Standard Error (base on PSD)	+/-0.29

### Overall, how would you rate this course?



Statistics	Value
Response Count	8

Mean	3.75
Median	4.00
Mode	4
Standard Deviation	+/-1.04
Population Standard Deviation	+/-0.97
Standard Error (base on SD)	+/-0.37
Standard Error (base on PSD)	+/-0.34

### What were this instructor's main strengths?

#### Comment

The professor is very good at explaining econometric methods and analyzing research. The feedback he gave on our workings papers was very useful. He has a friendly, approachable presence.

Explained complex ideas with a lot of patience. Provided more emphasis on the application of econometrics than theory (which we had already covered in previous classes). Provided insightful comments on research papers. Encouraged students to explore their interests. Was approachable and easy to interact with.

Great talents in and enthusiasm for academics and researches. This can be shown by every class he instructed. Excellent capability to clearly explain complicated concepts and quickly give constructive advice for every student's research project.

### How might this instructor improve his or her teaching effectiveness?

#### Comment

The course was not very organized in terms of content and assignments. I would have liked to been exposed to more seminal works in development economics. The class was more focused on econometric methods than on development issues and ideas.

Organization of the class -- topics and activities that we participated in, could have been improved.

### Additional comments?

#### Comment

I really appreciated the workshop-style of the course. Working through a full research paper was very helpful for me.

I very much like the workshops of methodologies. It was a great learning opportunity to observe the conversations between the professor and other students (especially Ph.D. candidates) over the project ideas, as well as to participate in the lectures and paper presentations.