

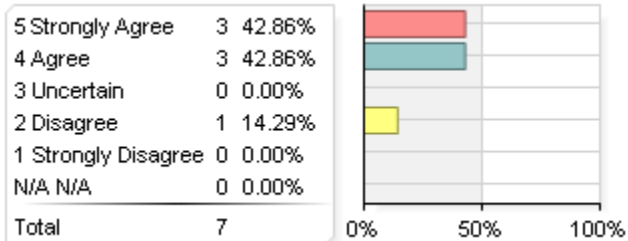
# Fall 2015 Course Evaluation Report for ECON338601\_2016F\_PUBLIC POLICY ANALYSIS - Anant Nyshadham

## Response Table

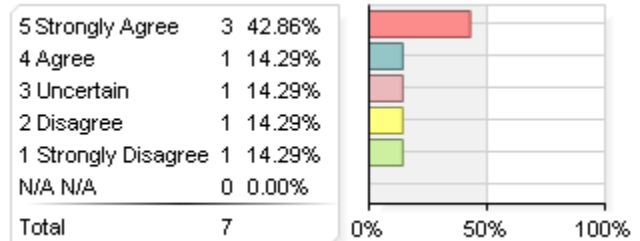
Fall 2015	
Raters	Students
Responded	7
Invited	8
Response Ratio	87.50%

## Course Related Questions for ECON338601\_2016F\_PUBLIC POLICY ANALYSIS- Distribution of Responses

1. The course was well organized.



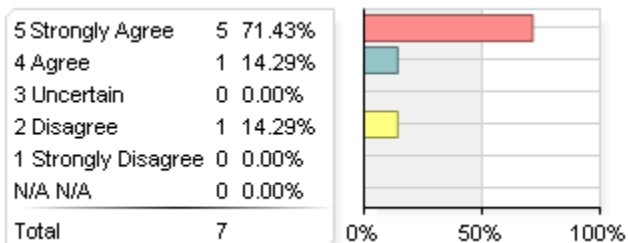
2. The course generally followed the syllabus.



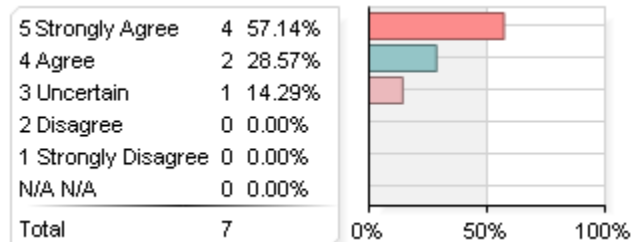
Statistics	Value
Mean	4.14
Median	4.00
Mode	5, 4
Standard Deviation	+/-1.07

Statistics	Value
Mean	3.57
Median	4.00
Mode	5
Standard Deviation	+/-1.62

3. Class attendance was necessary for learning course material.



4. The course was intellectually challenging.

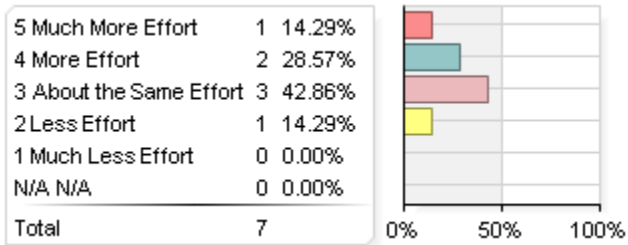


Statistics	Value
Mean	4.43
Median	5.00
Mode	5
Standard Deviation	+/-1.13

Statistics	Value
Mean	4.43
Median	5.00
Mode	5
Standard Deviation	+/-0.79

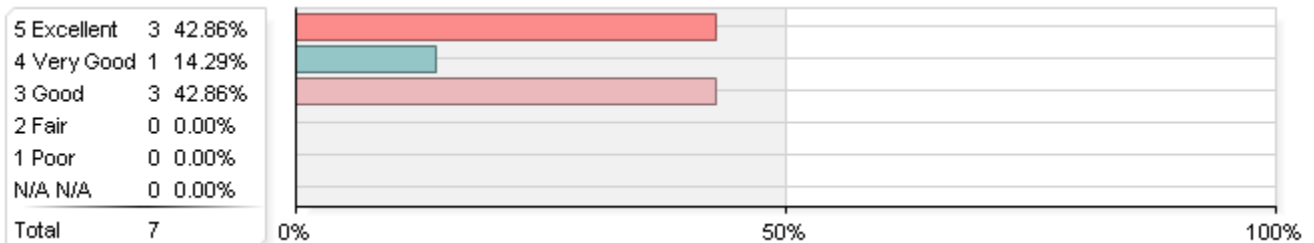
## Course Related Questions for ECON338601\_2016F\_PUBLIC POLICY ANALYSIS- Distribution of Responses (continued)

Compared to similar courses (ie core, major, etc), this course required:



Statistics	Value
Mean	3.43
Median	3.00
Mode	3
Standard Deviation	+/-0.98

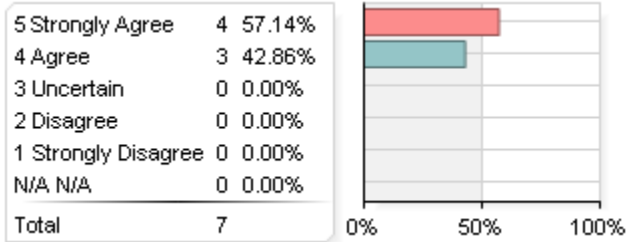
How would you rate this course overall?



Statistics	Value
Mean	4.00
Median	4.00
Mode	5, 3
Standard Deviation	+/-1.00

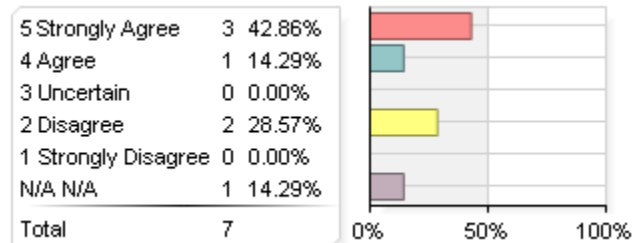
## Instructor Questions for (Anant Nyshadham)- Distribution of Responses

1. The instructor was prepared.



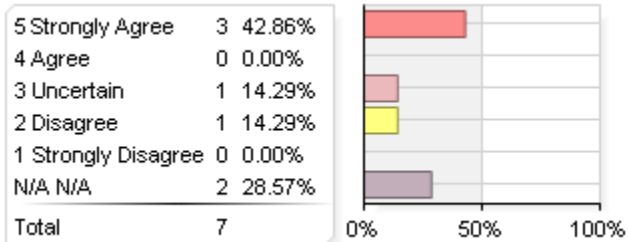
Statistics	Value
Mean	4.57
Median	5.00
Mode	5
Standard Deviation	+/-0.53

2. The instructor was available for help outside of class.



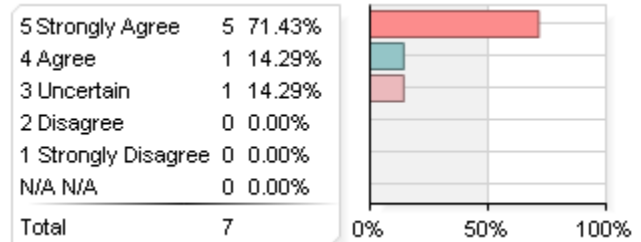
Statistics	Value
Mean	3.83
Median	4.50
Mode	5
Standard Deviation	+/-1.47

3. The instructor returned assignments/tests conscientiously.



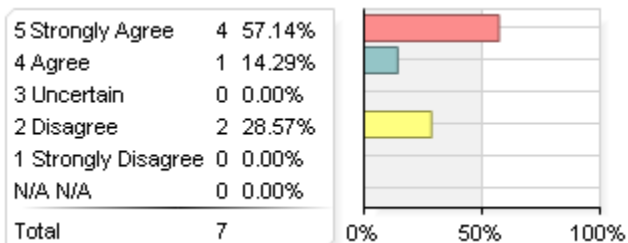
Statistics	Value
Mean	4.00
Median	5.00
Mode	5
Standard Deviation	+/-1.41

4. The instructor showed enthusiasm about the subject matter.



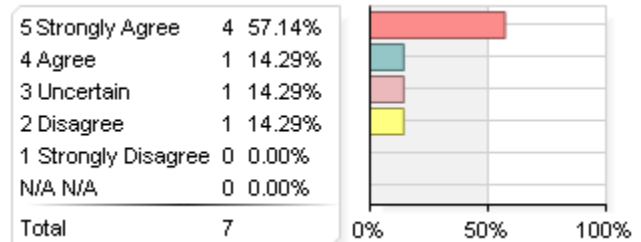
Statistics	Value
Mean	4.57
Median	5.00
Mode	5
Standard Deviation	+/-0.79

5. The instructor stimulated interest in the subject matter.



Statistics	Value
Mean	4.00
Median	5.00
Mode	5
Standard Deviation	+/-1.41

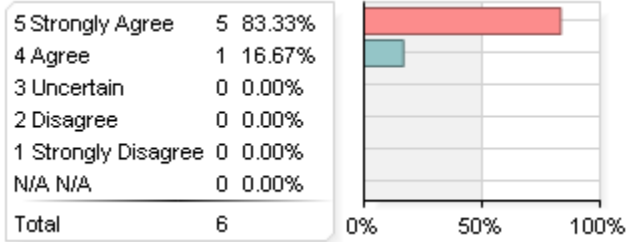
6. The instructor's explanations were clear.



Statistics	Value
Mean	4.14
Median	5.00
Mode	5
Standard Deviation	+/-1.21

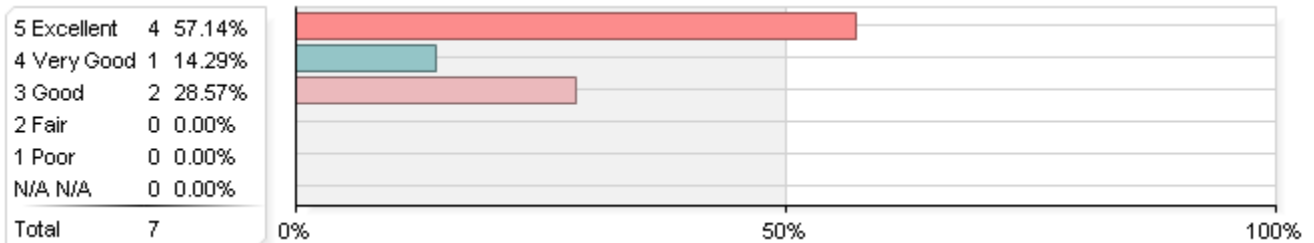
## Instructor Questions for (Anant Nyshadham)- Distribution of Responses (continued)

7. The instructor treated students with respect.



Statistics	Value
Mean	4.83
Median	5.00
Mode	5
Standard Deviation	+/-0.41

How would you rate this instructor overall as a teacher?



Statistics	Value
Mean	4.29
Median	5.00
Mode	5
Standard Deviation	+/-0.95

# Course Questions for ECON338601\_2016F\_PUBLIC POLICY ANALYSIS - Benchmarks

<p>1. The course was well organized.</p>	<table border="1"> <tr><td>Course Average</td><td>4.14</td></tr> <tr><td>Dept Avg (Economics)</td><td>4.33</td></tr> <tr><td>School (Morrissey College of Arts and Sciences)</td><td>4.36</td></tr> <tr><td>Boston College</td><td>4.39</td></tr> </table>	Course Average	4.14	Dept Avg (Economics)	4.33	School (Morrissey College of Arts and Sciences)	4.36	Boston College	4.39
Course Average	4.14								
Dept Avg (Economics)	4.33								
School (Morrissey College of Arts and Sciences)	4.36								
Boston College	4.39								
<p>2. The course generally followed the syllabus.</p>	<table border="1"> <tr><td>Course Average</td><td>3.57</td></tr> <tr><td>Dept Avg (Economics)</td><td>4.42</td></tr> <tr><td>School (Morrissey College of Arts and Sciences)</td><td>4.47</td></tr> <tr><td>Boston College</td><td>4.50</td></tr> </table>	Course Average	3.57	Dept Avg (Economics)	4.42	School (Morrissey College of Arts and Sciences)	4.47	Boston College	4.50
Course Average	3.57								
Dept Avg (Economics)	4.42								
School (Morrissey College of Arts and Sciences)	4.47								
Boston College	4.50								
<p>3. Class attendance was necessary for learning course material.</p>	<table border="1"> <tr><td>Course Average</td><td>4.43</td></tr> <tr><td>Dept Avg (Economics)</td><td>4.08</td></tr> <tr><td>School (Morrissey College of Arts and Sciences)</td><td>4.25</td></tr> <tr><td>Boston College</td><td>4.27</td></tr> </table>	Course Average	4.43	Dept Avg (Economics)	4.08	School (Morrissey College of Arts and Sciences)	4.25	Boston College	4.27
Course Average	4.43								
Dept Avg (Economics)	4.08								
School (Morrissey College of Arts and Sciences)	4.25								
Boston College	4.27								
<p>4. The course was intellectually challenging.</p>	<table border="1"> <tr><td>Course Average</td><td>4.43</td></tr> <tr><td>Dept Avg (Economics)</td><td>4.36</td></tr> <tr><td>School (Morrissey College of Arts and Sciences)</td><td>4.36</td></tr> <tr><td>Boston College</td><td>4.35</td></tr> </table>	Course Average	4.43	Dept Avg (Economics)	4.36	School (Morrissey College of Arts and Sciences)	4.36	Boston College	4.35
Course Average	4.43								
Dept Avg (Economics)	4.36								
School (Morrissey College of Arts and Sciences)	4.36								
Boston College	4.35								

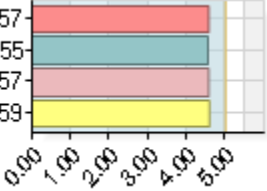
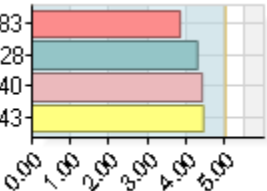
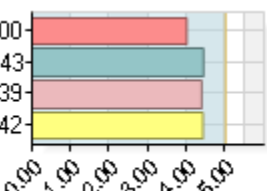
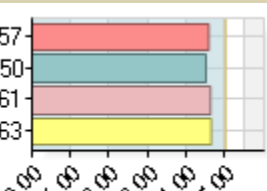
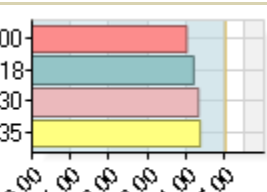
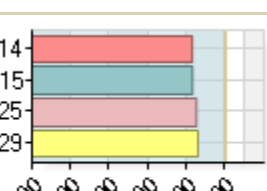
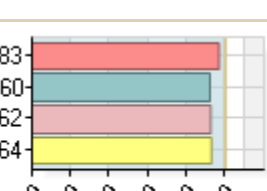
## Compared to similar courses (ie core, major, etc), this course required:

<p>Compared to similar courses (ie core, major, etc), this course required:</p>	<table border="1"> <tr><td>Course Average</td><td>3.43</td></tr> <tr><td>Dept Avg (Economics)</td><td>3.53</td></tr> <tr><td>School (Morrissey College of Arts and Sciences)</td><td>3.52</td></tr> <tr><td>Boston College</td><td>3.49</td></tr> </table>	Course Average	3.43	Dept Avg (Economics)	3.53	School (Morrissey College of Arts and Sciences)	3.52	Boston College	3.49
Course Average	3.43								
Dept Avg (Economics)	3.53								
School (Morrissey College of Arts and Sciences)	3.52								
Boston College	3.49								

## How would you rate this course overall?

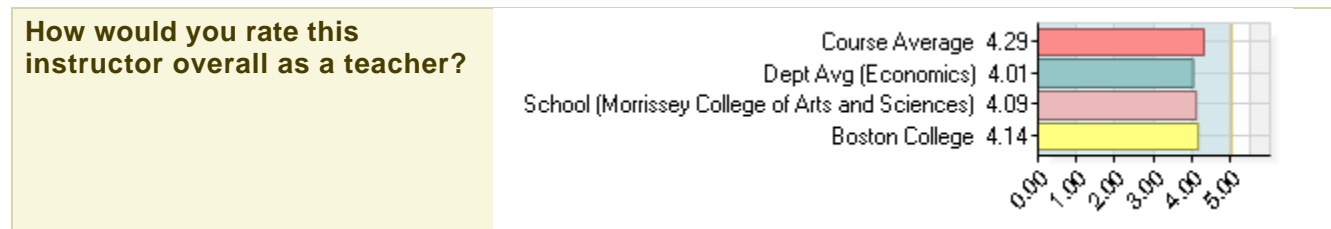
<p>How would you rate this course overall?</p>	<table border="1"> <tr><td>Course Average</td><td>4.00</td></tr> <tr><td>Dept Avg (Economics)</td><td>3.64</td></tr> <tr><td>School (Morrissey College of Arts and Sciences)</td><td>3.77</td></tr> <tr><td>Boston College</td><td>3.82</td></tr> </table>	Course Average	4.00	Dept Avg (Economics)	3.64	School (Morrissey College of Arts and Sciences)	3.77	Boston College	3.82
Course Average	4.00								
Dept Avg (Economics)	3.64								
School (Morrissey College of Arts and Sciences)	3.77								
Boston College	3.82								

## Instructor Questions for (Anant Nyshadham) - Benchmarks

1. The instructor was prepared.	<p>Course Average 4.57</p> <p>Dept Avg (Economics) 4.55</p> <p>School (Morrissey College of Arts and Sciences) 4.57</p> <p>Boston College 4.59</p> 
2. The instructor was available for help outside of class.	<p>Course Average 3.83</p> <p>Dept Avg (Economics) 4.28</p> <p>School (Morrissey College of Arts and Sciences) 4.40</p> <p>Boston College 4.43</p> 
3. The instructor returned assignments/tests conscientiously.	<p>Course Average 4.00</p> <p>Dept Avg (Economics) 4.43</p> <p>School (Morrissey College of Arts and Sciences) 4.39</p> <p>Boston College 4.42</p> 
4. The instructor showed enthusiasm about the subject matter.	<p>Course Average 4.57</p> <p>Dept Avg (Economics) 4.50</p> <p>School (Morrissey College of Arts and Sciences) 4.61</p> <p>Boston College 4.63</p> 
5. The instructor stimulated interest in the subject matter.	<p>Course Average 4.00</p> <p>Dept Avg (Economics) 4.18</p> <p>School (Morrissey College of Arts and Sciences) 4.30</p> <p>Boston College 4.35</p> 
6. The instructor's explanations were clear.	<p>Course Average 4.14</p> <p>Dept Avg (Economics) 4.15</p> <p>School (Morrissey College of Arts and Sciences) 4.25</p> <p>Boston College 4.29</p> 
7. The instructor treated students with respect.	<p>Course Average 4.83</p> <p>Dept Avg (Economics) 4.60</p> <p>School (Morrissey College of Arts and Sciences) 4.62</p> <p>Boston College 4.64</p> 

## Instructor Questions for (Anant Nyshadham) - Benchmarks (continued)

How would you rate this instructor overall as a teacher?



## Comments for ECON338601\_2016F\_PUBLIC POLICY ANALYSIS - Anant Nyshadham

### What are the strengths of this course?

#### Comment

You really learn the conceptual framework of economic research analysis. It provides a method for research that could be useful across an array of fields. It's interesting and you learn a lot of useful information.

It helps you to develop the tools necessary for statistical analysis and independent research.

the real world application of the subject matter, presentation skills

### How could the instructor improve the course?

#### Comment

The class could have much more structure, and give feedback throughout so students know how they are doing; there is no current assessment or feedback which gives no indication to students of how they are doing or what needs to be worked on. The class doesn't follow any sort of weekly structure which is frustrating as someone who likes to know what the plan is and how we are going to get there.

I haven't taken econometrics yet, and had to teach myself stata to do the project which was hard and took a long time, but really that's something that couldn't be addressed much in the course other than making econometrics a prerequisite.

Making individual mandatory meetings with him in the weeks before the final presentations.

a textbook

### Would you recommend this course to other students, majors, etc.? Why or why not?

#### Comment

Not likely, but I did like the option for students to design their own research on a topic of interest, though the strategies of analysis were never clearly taught, so it was difficult to accurately complete the project.

It is good for students who are looking to go into research

Yes. You learn methods of research analysis that feel would be skills from anybody from any field to have, except maybe for a few subjects in the humanities.

I would, because Anant is really engaging and knowledgeable. He makes what could be a very boring class into one that sparks interest and insights into the power of statistical analysis.

yes, if you would like a challenge

### Additional Comments:

#### Comment

Not Answered



# **Responses to Customized Questions for ECON338601\_2016F\_PUBLIC POLICY ANALYSIS - Anant Nyshadham**