

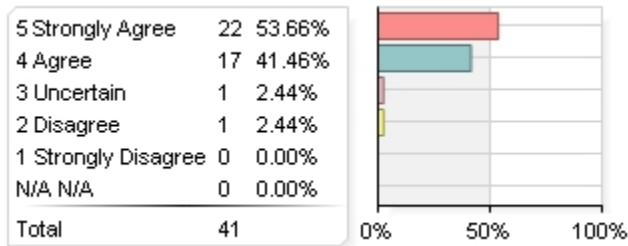
Spring 2017 Course Evaluation Report for ECON227301-INTL227401-DEVELOPMENT ECONOMICS

Response Table

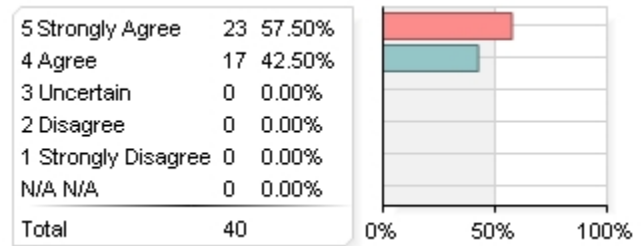
Raters	Students
Responded	43
Invited	48
Response Ratio	89.58%

Course Related Questions for ECON227301-INTL227401-DEVELOPMENT ECONOMICS- Distribution of Responses

1. The course was well organized.



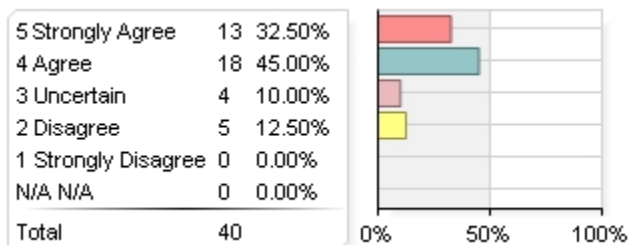
2. The course generally followed the syllabus.



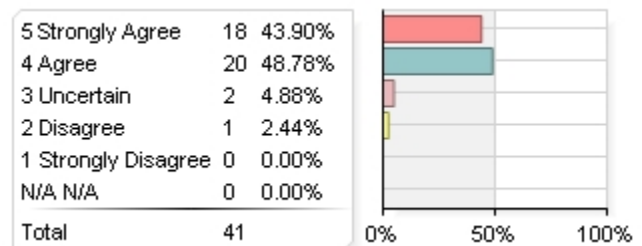
Statistics	Value
Mean	4.46
Median	5.00
Mode	5
Standard Deviation	0.67

Statistics	Value
Mean	4.58
Median	5.00
Mode	5
Standard Deviation	0.50

3. Class attendance was necessary for learning course material.



4. The course was intellectually challenging.

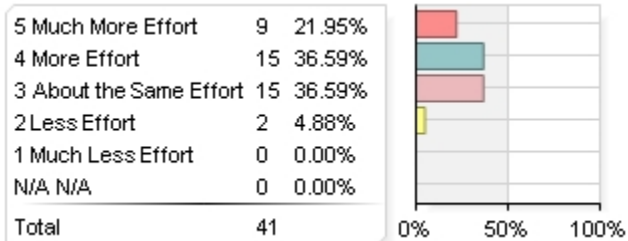


Statistics	Value
Mean	3.98
Median	4.00
Mode	4
Standard Deviation	0.97

Statistics	Value
Mean	4.34
Median	4.00
Mode	4
Standard Deviation	0.69

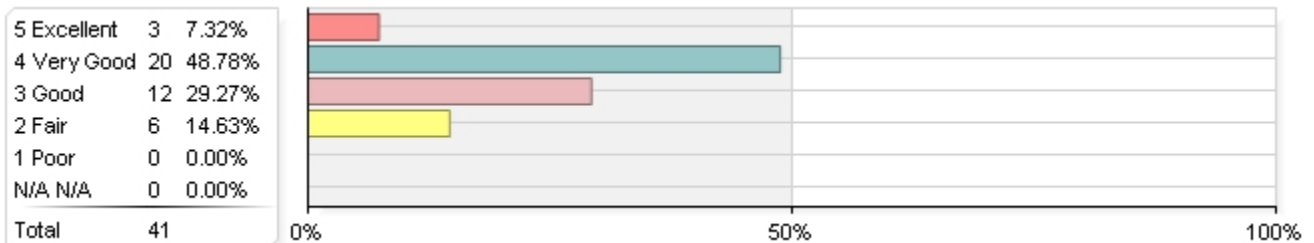
Course Related Questions for ECON227301-INTL227401- DEVELOPMENT ECONOMICS- Distribution of Responses (continued)

Compared to similar courses (ie core, major, etc), this course required:



Statistics	Value
Mean	3.76
Median	4.00
Mode	4, 3
Standard Deviation	0.86

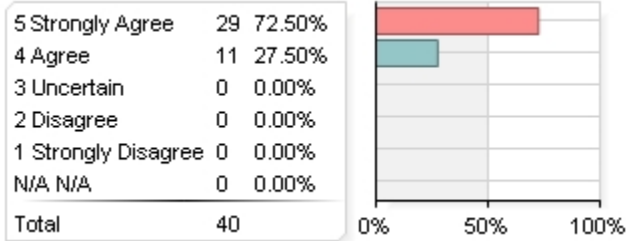
How would you rate this course overall?



Statistics	Value
Mean	3.49
Median	4.00
Mode	4
Standard Deviation	0.84

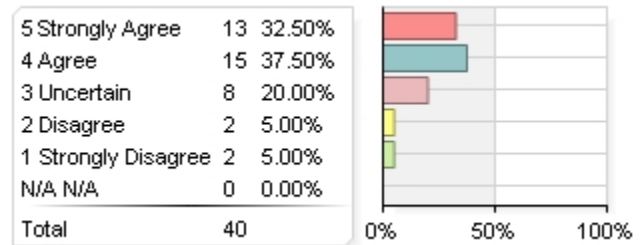
Instructor Questions for ECON227301-INTL227401-DEVELOPMENT ECONOMICS - Distribution of Responses

1. The instructor was prepared.



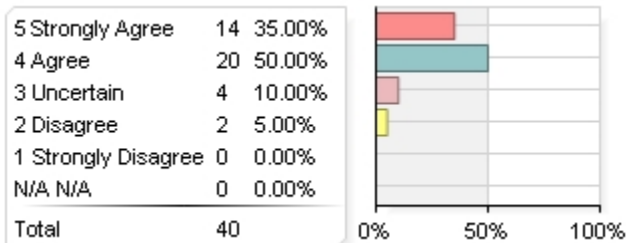
Statistics	Value
Mean	4.73
Median	5.00
Mode	5
Standard Deviation	0.45

2. The instructor was available for help outside of class.



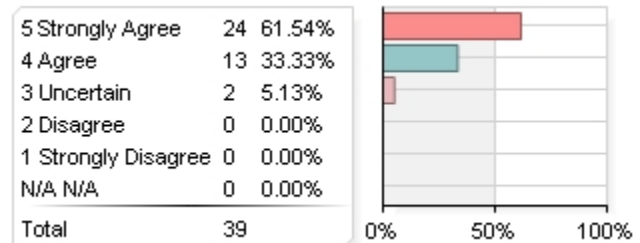
Statistics	Value
Mean	3.88
Median	4.00
Mode	4
Standard Deviation	1.09

3. The instructor returned assignments/tests conscientiously.



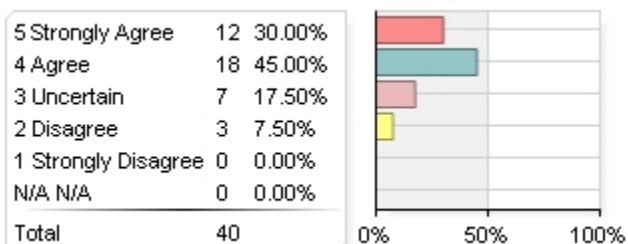
Statistics	Value
Mean	4.15
Median	4.00
Mode	4
Standard Deviation	0.80

4. The instructor showed enthusiasm about the subject matter.



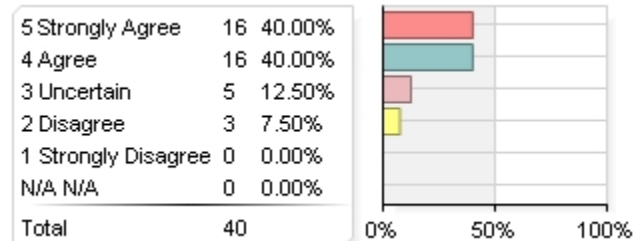
Statistics	Value
Mean	4.56
Median	5.00
Mode	5
Standard Deviation	0.60

5. The instructor stimulated interest in the subject matter.



Statistics	Value
Mean	3.98
Median	4.00
Mode	4
Standard Deviation	0.89

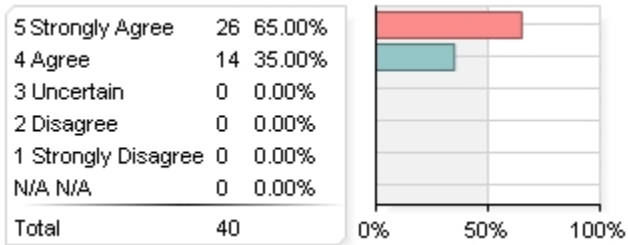
6. The instructor's explanations were clear.



Statistics	Value
Mean	4.13
Median	4.00
Mode	5, 4
Standard Deviation	0.91

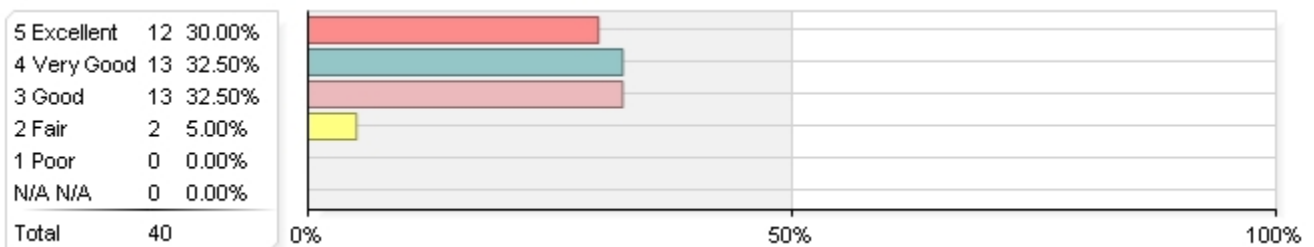
Instructor Questions for ECON227301-INTL227401-DEVELOPMENT ECONOMICS - Distribution of Responses (continued)

7. The instructor treated students with respect.



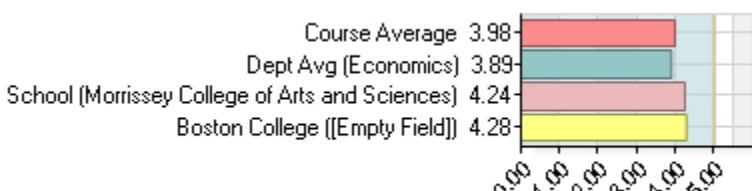
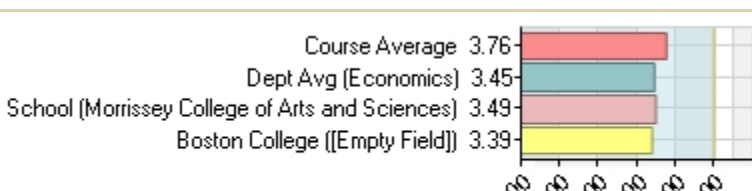
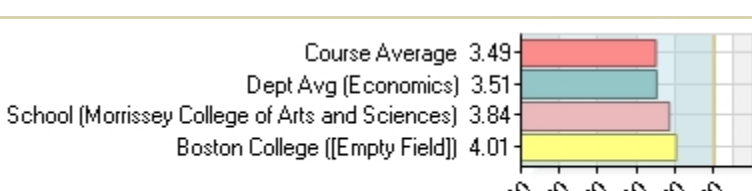
Statistics	Value
Mean	4.65
Median	5.00
Mode	5
Standard Deviation	0.48

How would you rate this instructor overall as a teacher?



Statistics	Value
Mean	3.88
Median	4.00
Standard Deviation	0.91

Course Questions for ECON227301-INTL227401-DEVELOPMENT ECONOMICS - Benchmarks

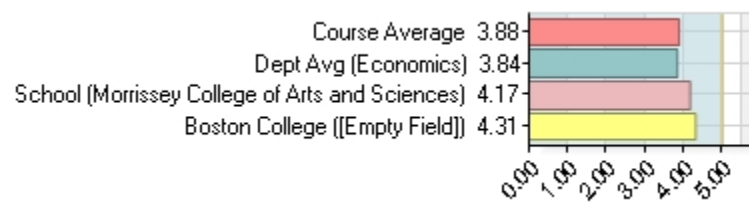
1. The course was well organized.	 <table border="1"> <thead> <tr> <th>Category</th> <th>Average</th> </tr> </thead> <tbody> <tr> <td>Course Average</td> <td>4.46</td> </tr> <tr> <td>Dept Avg (Economics)</td> <td>4.25</td> </tr> <tr> <td>School (Morrissey College of Arts and Sciences)</td> <td>4.38</td> </tr> <tr> <td>Boston College ([Empty Field])</td> <td>4.48</td> </tr> </tbody> </table>	Category	Average	Course Average	4.46	Dept Avg (Economics)	4.25	School (Morrissey College of Arts and Sciences)	4.38	Boston College ([Empty Field])	4.48
Category	Average										
Course Average	4.46										
Dept Avg (Economics)	4.25										
School (Morrissey College of Arts and Sciences)	4.38										
Boston College ([Empty Field])	4.48										
2. The course generally followed the syllabus.	 <table border="1"> <thead> <tr> <th>Category</th> <th>Average</th> </tr> </thead> <tbody> <tr> <td>Course Average</td> <td>4.58</td> </tr> <tr> <td>Dept Avg (Economics)</td> <td>4.35</td> </tr> <tr> <td>School (Morrissey College of Arts and Sciences)</td> <td>4.47</td> </tr> <tr> <td>Boston College ([Empty Field])</td> <td>4.56</td> </tr> </tbody> </table>	Category	Average	Course Average	4.58	Dept Avg (Economics)	4.35	School (Morrissey College of Arts and Sciences)	4.47	Boston College ([Empty Field])	4.56
Category	Average										
Course Average	4.58										
Dept Avg (Economics)	4.35										
School (Morrissey College of Arts and Sciences)	4.47										
Boston College ([Empty Field])	4.56										
3. Class attendance was necessary for learning course material.	 <table border="1"> <thead> <tr> <th>Category</th> <th>Average</th> </tr> </thead> <tbody> <tr> <td>Course Average</td> <td>3.98</td> </tr> <tr> <td>Dept Avg (Economics)</td> <td>3.89</td> </tr> <tr> <td>School (Morrissey College of Arts and Sciences)</td> <td>4.24</td> </tr> <tr> <td>Boston College ([Empty Field])</td> <td>4.28</td> </tr> </tbody> </table>	Category	Average	Course Average	3.98	Dept Avg (Economics)	3.89	School (Morrissey College of Arts and Sciences)	4.24	Boston College ([Empty Field])	4.28
Category	Average										
Course Average	3.98										
Dept Avg (Economics)	3.89										
School (Morrissey College of Arts and Sciences)	4.24										
Boston College ([Empty Field])	4.28										
4. The course was intellectually challenging.	 <table border="1"> <thead> <tr> <th>Category</th> <th>Average</th> </tr> </thead> <tbody> <tr> <td>Course Average</td> <td>4.34</td> </tr> <tr> <td>Dept Avg (Economics)</td> <td>4.30</td> </tr> <tr> <td>School (Morrissey College of Arts and Sciences)</td> <td>4.39</td> </tr> <tr> <td>Boston College ([Empty Field])</td> <td>4.36</td> </tr> </tbody> </table>	Category	Average	Course Average	4.34	Dept Avg (Economics)	4.30	School (Morrissey College of Arts and Sciences)	4.39	Boston College ([Empty Field])	4.36
Category	Average										
Course Average	4.34										
Dept Avg (Economics)	4.30										
School (Morrissey College of Arts and Sciences)	4.39										
Boston College ([Empty Field])	4.36										
Compared to similar courses (ie core, major, etc), this course required:	 <table border="1"> <thead> <tr> <th>Category</th> <th>Average</th> </tr> </thead> <tbody> <tr> <td>Course Average</td> <td>3.76</td> </tr> <tr> <td>Dept Avg (Economics)</td> <td>3.45</td> </tr> <tr> <td>School (Morrissey College of Arts and Sciences)</td> <td>3.49</td> </tr> <tr> <td>Boston College ([Empty Field])</td> <td>3.39</td> </tr> </tbody> </table>	Category	Average	Course Average	3.76	Dept Avg (Economics)	3.45	School (Morrissey College of Arts and Sciences)	3.49	Boston College ([Empty Field])	3.39
Category	Average										
Course Average	3.76										
Dept Avg (Economics)	3.45										
School (Morrissey College of Arts and Sciences)	3.49										
Boston College ([Empty Field])	3.39										
How would you rate this course overall?	 <table border="1"> <thead> <tr> <th>Category</th> <th>Average</th> </tr> </thead> <tbody> <tr> <td>Course Average</td> <td>3.49</td> </tr> <tr> <td>Dept Avg (Economics)</td> <td>3.51</td> </tr> <tr> <td>School (Morrissey College of Arts and Sciences)</td> <td>3.84</td> </tr> <tr> <td>Boston College ([Empty Field])</td> <td>4.01</td> </tr> </tbody> </table>	Category	Average	Course Average	3.49	Dept Avg (Economics)	3.51	School (Morrissey College of Arts and Sciences)	3.84	Boston College ([Empty Field])	4.01
Category	Average										
Course Average	3.49										
Dept Avg (Economics)	3.51										
School (Morrissey College of Arts and Sciences)	3.84										
Boston College ([Empty Field])	4.01										

Instructor Questions for ECON227301-INTL227401-DEVELOPMENT ECONOMICS - Benchmarks

<p>1. The instructor was prepared.</p>	<table border="1"> <thead> <tr> <th>Category</th> <th>Score</th> </tr> </thead> <tbody> <tr> <td>Course Average</td> <td>4.73</td> </tr> <tr> <td>Dept Avg (Economics)</td> <td>4.48</td> </tr> <tr> <td>School (Morrissey College of Arts and Sciences)</td> <td>4.59</td> </tr> <tr> <td>Boston College ([Empty Field])</td> <td>4.69</td> </tr> </tbody> </table>	Category	Score	Course Average	4.73	Dept Avg (Economics)	4.48	School (Morrissey College of Arts and Sciences)	4.59	Boston College ([Empty Field])	4.69
Category	Score										
Course Average	4.73										
Dept Avg (Economics)	4.48										
School (Morrissey College of Arts and Sciences)	4.59										
Boston College ([Empty Field])	4.69										
<p>2. The instructor was available for help outside of class.</p>	<table border="1"> <thead> <tr> <th>Category</th> <th>Score</th> </tr> </thead> <tbody> <tr> <td>Course Average</td> <td>3.88</td> </tr> <tr> <td>Dept Avg (Economics)</td> <td>4.26</td> </tr> <tr> <td>School (Morrissey College of Arts and Sciences)</td> <td>4.43</td> </tr> <tr> <td>Boston College ([Empty Field])</td> <td>4.53</td> </tr> </tbody> </table>	Category	Score	Course Average	3.88	Dept Avg (Economics)	4.26	School (Morrissey College of Arts and Sciences)	4.43	Boston College ([Empty Field])	4.53
Category	Score										
Course Average	3.88										
Dept Avg (Economics)	4.26										
School (Morrissey College of Arts and Sciences)	4.43										
Boston College ([Empty Field])	4.53										
<p>3. The instructor returned assignments/tests conscientiously.</p>	<table border="1"> <thead> <tr> <th>Category</th> <th>Score</th> </tr> </thead> <tbody> <tr> <td>Course Average</td> <td>4.15</td> </tr> <tr> <td>Dept Avg (Economics)</td> <td>4.35</td> </tr> <tr> <td>School (Morrissey College of Arts and Sciences)</td> <td>4.40</td> </tr> <tr> <td>Boston College ([Empty Field])</td> <td>4.50</td> </tr> </tbody> </table>	Category	Score	Course Average	4.15	Dept Avg (Economics)	4.35	School (Morrissey College of Arts and Sciences)	4.40	Boston College ([Empty Field])	4.50
Category	Score										
Course Average	4.15										
Dept Avg (Economics)	4.35										
School (Morrissey College of Arts and Sciences)	4.40										
Boston College ([Empty Field])	4.50										
<p>4. The instructor showed enthusiasm about the subject matter.</p>	<table border="1"> <thead> <tr> <th>Category</th> <th>Score</th> </tr> </thead> <tbody> <tr> <td>Course Average</td> <td>4.56</td> </tr> <tr> <td>Dept Avg (Economics)</td> <td>4.47</td> </tr> <tr> <td>School (Morrissey College of Arts and Sciences)</td> <td>4.66</td> </tr> <tr> <td>Boston College ([Empty Field])</td> <td>4.77</td> </tr> </tbody> </table>	Category	Score	Course Average	4.56	Dept Avg (Economics)	4.47	School (Morrissey College of Arts and Sciences)	4.66	Boston College ([Empty Field])	4.77
Category	Score										
Course Average	4.56										
Dept Avg (Economics)	4.47										
School (Morrissey College of Arts and Sciences)	4.66										
Boston College ([Empty Field])	4.77										
<p>5. The instructor stimulated interest in the subject matter.</p>	<table border="1"> <thead> <tr> <th>Category</th> <th>Score</th> </tr> </thead> <tbody> <tr> <td>Course Average</td> <td>3.98</td> </tr> <tr> <td>Dept Avg (Economics)</td> <td>4.08</td> </tr> <tr> <td>School (Morrissey College of Arts and Sciences)</td> <td>4.37</td> </tr> <tr> <td>Boston College ([Empty Field])</td> <td>4.51</td> </tr> </tbody> </table>	Category	Score	Course Average	3.98	Dept Avg (Economics)	4.08	School (Morrissey College of Arts and Sciences)	4.37	Boston College ([Empty Field])	4.51
Category	Score										
Course Average	3.98										
Dept Avg (Economics)	4.08										
School (Morrissey College of Arts and Sciences)	4.37										
Boston College ([Empty Field])	4.51										
<p>6. The instructor's explanations were clear.</p>	<table border="1"> <thead> <tr> <th>Category</th> <th>Score</th> </tr> </thead> <tbody> <tr> <td>Course Average</td> <td>4.13</td> </tr> <tr> <td>Dept Avg (Economics)</td> <td>4.09</td> </tr> <tr> <td>School (Morrissey College of Arts and Sciences)</td> <td>4.32</td> </tr> <tr> <td>Boston College ([Empty Field])</td> <td>4.40</td> </tr> </tbody> </table>	Category	Score	Course Average	4.13	Dept Avg (Economics)	4.09	School (Morrissey College of Arts and Sciences)	4.32	Boston College ([Empty Field])	4.40
Category	Score										
Course Average	4.13										
Dept Avg (Economics)	4.09										
School (Morrissey College of Arts and Sciences)	4.32										
Boston College ([Empty Field])	4.40										
<p>7. The instructor treated students with respect.</p>	<table border="1"> <thead> <tr> <th>Category</th> <th>Score</th> </tr> </thead> <tbody> <tr> <td>Course Average</td> <td>4.65</td> </tr> <tr> <td>Dept Avg (Economics)</td> <td>4.59</td> </tr> <tr> <td>School (Morrissey College of Arts and Sciences)</td> <td>4.66</td> </tr> <tr> <td>Boston College ([Empty Field])</td> <td>4.74</td> </tr> </tbody> </table>	Category	Score	Course Average	4.65	Dept Avg (Economics)	4.59	School (Morrissey College of Arts and Sciences)	4.66	Boston College ([Empty Field])	4.74
Category	Score										
Course Average	4.65										
Dept Avg (Economics)	4.59										
School (Morrissey College of Arts and Sciences)	4.66										
Boston College ([Empty Field])	4.74										

Instructor Questions for ECON227301-INTL227401-DEVELOPMENT ECONOMICS - Benchmarks (continued)

How would you rate this instructor overall as a teacher?



Comments for ECON227301-INTL227401-DEVELOPMENT ECONOMICS

What are the strengths of this course?

Comments
This course covers a wide variety of topics, which was interesting for me as this was the first development economics course I have ever taken.
Expectations laid out clearly
Organized lectures, relevant material
Material itself is very interesting. Professor is very knowledgeable.
Thorough lectures, notes all there, TA helpful
Lots of material is covered rather thoroughly
Professor knowledgeable, phrases things in a way that's easy to understand
Stuck to syllabus and material was clear
It was very interesting and covered a lot of material that allowed students to learn a lot.
Interesting topics, good examples, comfortable environment to participate`sk questions, there isn't any mindless work or assignments
The subject matter I think is really interesting and I also think it is important information to know. It definitely makes you better aware of what is happening in the world and what is at play with poverty and development.
Professor Nyshadham was a great lecturer and his PowerPoints were clear and easy to follow. I like how he printed out the notes for us so we could take notes as he was talking and really pay attention to his explanations. The problem sets were challenging, but the TA was available for help and they helped me understand the material and how it applied to real life.
Interesting, relevant materials
The professor is highly engaged in the topic. Very passionate about his work.
A wide variety of topics are covered and Prof. Nyshadham has a lot of field experience in India.
Really well organized. As a subject, too, it was really refreshing.
It is a fascinating topic, and the instructor explains things very clearly and is very passionate about development.
The course covered a wide variety of topics, and I felt like the material had a natural flow that built on itself.
Development is an interesting topic. Anant really cares about it too, and that shows.
The Professor was very knowledgeable in what he was teaching.
The content is interesting, though difficult.
The range of topics covered was expansive and kept the course very interesting. The professor was very knowledgeable on the subject and gave an interesting perspective on economic development.
The class was very insightful and the professor was great.
Intellectually stimulating course that taught very relevant and interesting material

How could the instructor improve the course?

Comments
This course was difficult and I felt like it required much more time than all of the other economics classes I've taken at BC. The problem sets were difficult and I felt that the professor wasn't necessarily available or open to helping students since he would redirect us to the TA. In part, the problem sets were difficult since they asked us to solve problems we had never solved in class. I think it would be useful to use some class time to go over practice problems so that the problem sets seem more doable.
The models also seemed a bit abstract since we never looked at specific examples within a country. It felt a bit removed

Comments

and I feel it would be beneficial to use specific examples when making problem sets so that students not only learn how to use a model, but also learn about a real developing community.

Revamp the problem sets, some are too long and full of busywork. Seriously, they take all day. Also, cut down on the endless algebra earlier in the semester. Also, try to engage students more, a lot of them look very sleepy through lectures. I particularly enjoyed when real life examples were brought up, emphasize those more.

Do more example problems

I think that this class expects a lot from students who are 1) still undergrads and 2) may not all be econ majors, as only micro and macro principles are prerequisites for this course. There could be more guidance in models and example problems in class. Lectures were not always helpful with this.

Professor not very available, problem sets and exams substantially harder than concepts talked about in class

N', maybe being more consistent about when to break

Having the exam questions better match problem sets and what not. I felt like I understood the material but then did poorly on exams

Provide examples of problems when you're doing them numerically instead of just giving the general framework and then giving demanding problems on the problem sets

I don't think the instructor realized this was a level 200 elective for economics which means that it is a lower level elective and therefore does not have many pre requisites. He taught the course assuming students knew material from upper level economics classes such as the theory classes and calculus and econometrics. This made it much more difficult than it should've been and impossible for some people to follow.

Class could be a little boring sometimes, make it more exciting!

I would have liked if the classes were more interactive and less lecture style. I really liked the class where we went over all the charts in groups.

The only improvement is to make sure he words the questions clearly so there is no unnecessary confusion.

There was little motive for class participation.

Is this a math course or an economics course?

The instructor was a bit repetitive. Oftentimes it seemed as if he didn't have enough material to fill the class time and was stretching it to fill time.

You need to do math problems on the board. Your lectures don't prepare students for your problem sets.

Sometimes the problem sets would be more math/algebra heavy than the lectures, but that's not a real issue.

Maybe more discussion, videos, or real-world examples.

Some of the modeling and exam questions went far beyond economics and into more a math course. I wish the course would focus on more of the theories behind developmental economics rather than necessarily manipulating equations. I understand manipulating equations and models shows some of the theory, but I think the course more so focused on learning the math than the overall concepts.

The problem sets took too long to do, and sometimes did not feel relevant to learning.

-For a lower-level econ elective, this was the most mathematic course that I have taken in the department. The course was much more theoretical than other lower level electives and was far more work and effort.

-Math was complicated and not clear.

-Professor read of the slides mostly, lectures were mostly dry.

The problem sets were much harder than the class content. Therefore, going to class did not help you with the problem sets. Attendance should be noted, so those who go to class are rewarded in some way.

Make it a 300 level course so we can go more into econometric/regression methods used in modern development Econ papers.

Give more instructions on problem sets

Explain the models and the math/ intuition behind them more in class.

Did not feel as though the instructor was engaged with the class and wanted to teach the fundamentals behind the material we were learning.

Would you recommend this course to other students, majors, etc.? Why or why not?

Comments
This class is interesting, however, it will require a lot of work-- which often might not be reflected in your grade. If you are truly interested in the class, I would take it, but be warned that it will not be easy.
Depends if they care about development or not
Yes, it was an interesting course as far as content goes.
Uncertain. Again, material is interesting, but challenging to the point that it took away a bit from the value of the material for me.
yes
Only to undergraduates who are really seeking a challenge and want to push forward their knowledge of metrics. Otherwise, this is a required course for graduates
Probably not. It is advertised as a lower level elective for economics and ends up just being extremely time consuming. The lectures were posted online and he never took attendance, so it's easy to get into the habit of not going to class when it's very necessary.
Yes it's very interesting!
Yes! It was great class and definitely relevant information to know. Applicable in other courses_isciplines
I would recommend this course to other econ majors if they're interested in development economics and the economics behind inequality.
Yes, I would recommend this course but the student has to be willing to put effort into the course. It is a challenging class and not one to take lightly.
Yes, the materials have interesting sociological dimensions to them.
Yes, it is dual credit.
Yes.
Yes, it's a really interesting turn for the econ major, and I think a lot of student would benefit from seeing how their majors could be useful outside of the whole "Econ is the poor man's Finance" thing.
Definitely. Great topic, and great professor.
Yes, its an interesting course that definitely made me look at the world with new perspectives.
I recommend Anant as a professor, but not the class. The problem sets and some topics were not interesting.
No. To only get credit for a lower-level elective with this much theory and mathematics does not make sense. A student would be much better served to take upper-level electives instead of using this as a lower-level.
Yes
Yes the course was very informative and the topics and assignments were interesting and comprehensive.
Yes I would recommend it.
Yes, relevant class with interesting and applicable content

Additional Comments:

Comments

Was really frustrated at this class's level of difficulty. I went to every lecture prior to the midterm and felt adequately prepared (i.e. could do the problems on the problem set and practice exam) and then the midterm ended up being extremely difficult. I personally don't believe that T_c questions are an adequate way of testing students, especially when you had to correct the false statements to true. A test of numerical questions would've been more sufficient. After doing poorly on the midterm, I know a majority of students got discouraged and realized their efforts in going to class and participating ended up being fruitless and as such, stopped going to class.

N'

The course was deceptively theoretical and challenging. The material would have made more sense and been better taught with more qualitative content. The problem sets were on material often not covered and were extremely challenging. The exams were incredibly difficult and the low averages proved that.

This class was harder than the upper level econ electives that I have taken. I think that it should be considered an upper level class.