

Writing in Kindergarten


Supporting Your Growing Writer




Genres Children Will Write in K!

- Story Writing (Narrative)
- Nonfiction Writing: Lists, All About, How To
- Persuasive Writing: Signs, Letters, Petitions, Songs

What does Kindergarten Writing Look Like ...

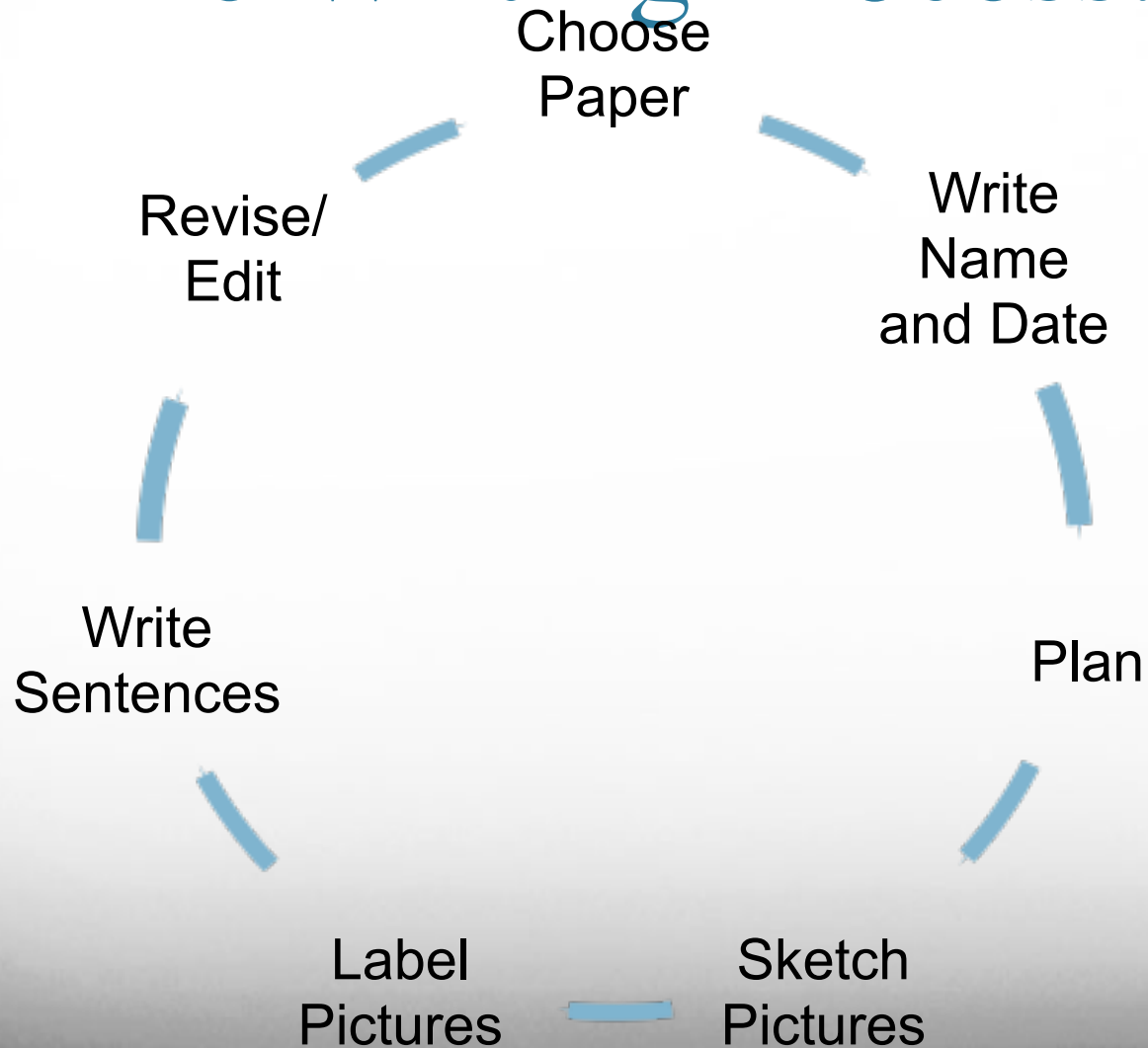


... Across the Year!



- Beginning of the year...
 - Picture-Focused writing
 - Some labels (First letter, etc)
 - One page piece
- In the Middle...
 - Moving towards simple sentences
 - Labels that teach or support pictures
 - One or more pages
- By the End of Kindergarten...
 - More complex sentences

The Writing Process:



What is the Word Wall and How/ Why Children Use it?

- A collection of sight words that is prominently displayed in each classroom
- Words are chosen because they are commonly read and written
- A resource the children use daily through a variety of activities: chanting, cheering, clapping, as well as writing and reading
- It helps promote independence and confidence as the children use it in daily reading and writing activities
- The expectation is that students can read and spell the words automatically

What Do We Expect for Children's Spelling?

- I n d e p n d n s (Independence) Sound it out!
- Stretch spelling promotes an awareness of speech and letter-sound/sound-letter relationships. A word is stretch spelled by saying it slowly and listening for all the sounds heard in the word. Write down each sound and re-read to make sure each sound is recorded!
- High level vocabulary and stretch spelling
- Spelling comes in stages across the year.
 - First letter
 - First and last letter
 - Some medial sounds (like short vowels)

Getting Started at Home

- Get your child motivated
- Create a special writing space and writing supplies
- Point out examples of writing ideas throughout the day
- Write your own books
- Build a library of their books and read them
- Draw lots of pictures and try to label them

Remember

Do:

- Make writing fun
- Create your own writing space
- Help by not helping! (spelling)
- Help stretch out the word only if they are getting frustrated
- Help your child generate ideas
- Share your own writing
- Write with your child often
- Give wait time
- Practice storytelling/Rehearsing
- Encourage the process, not the accuracy.

Don't:

- Get frustrated.
- Remember their writing is not expected to be perfect
- Tell them how to spell the words
 - Jump in right away.