

Piecewise Functions WS

Evaluate the function for the given value of x .

$$f(x) = \begin{cases} 3, & \text{if } x \leq 0 \\ 2, & \text{if } x > 0 \end{cases}$$

$$g(x) = \begin{cases} x + 5, & \text{if } x \leq 3 \\ 2x - 1, & \text{if } x > 3 \end{cases}$$

$$h(x) = \begin{cases} \frac{1}{2}x - 4, & \text{if } x \leq -2 \\ 3 - 2x, & \text{if } x > -2 \end{cases}$$

1. $f(2)$

2. $f(-4)$

3. $f(0)$

4. $f\left(\frac{1}{2}\right)$

5. $g(7)$

6. $g(0)$

7. $g(-1)$

8. $g(3)$

9. $h(-4)$

10. $h(-2)$

11. $h(-1)$

12. $h(6)$

Match the piecewise function with its graph.

13. $f(x) = \begin{cases} x - 4, & \text{if } x \leq 1 \\ 3x, & \text{if } x > 1 \end{cases}$

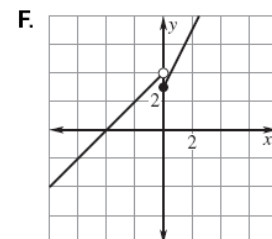
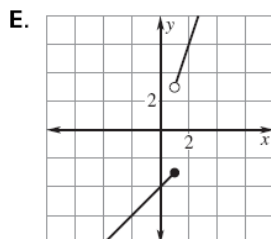
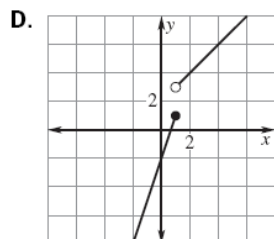
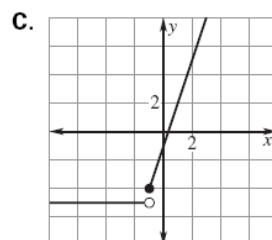
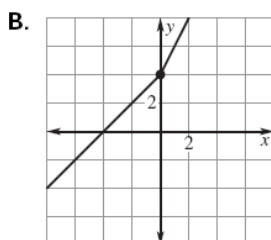
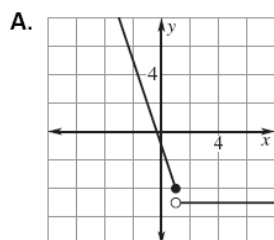
14. $f(x) = \begin{cases} x + 4, & \text{if } x \leq 0 \\ 2x + 4, & \text{if } x > 0 \end{cases}$

15. $f(x) = \begin{cases} 3x - 2, & \text{if } x \leq 1 \\ x + 2, & \text{if } x > 1 \end{cases}$

16. $f(x) = \begin{cases} 2x + 3, & \text{if } x \geq 0 \\ x + 4, & \text{if } x < 0 \end{cases}$

17. $f(x) = \begin{cases} 3x - 1, & \text{if } x \geq -1 \\ -5, & \text{if } x < -1 \end{cases}$

18. $f(x) = \begin{cases} -3x - 1, & \text{if } x \leq 1 \\ -5, & \text{if } x > 1 \end{cases}$



Carefully graph each of the following. Identify whether or not the graph is a function. Then, evaluate the graph at any specified domain value. You may use your calculators to help you graph, but you must sketch it carefully on the grid!

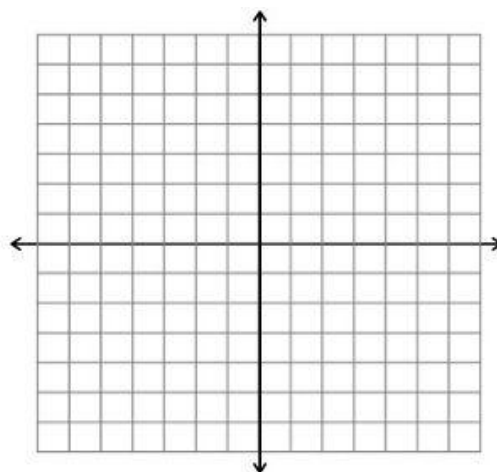
19. $f(x) = \begin{cases} x + 5 & x < -2 \\ -2x - 1 & x \geq -2 \end{cases}$

Function? Yes or No

$f(3) =$

$f(-4) =$

$f(-2) =$



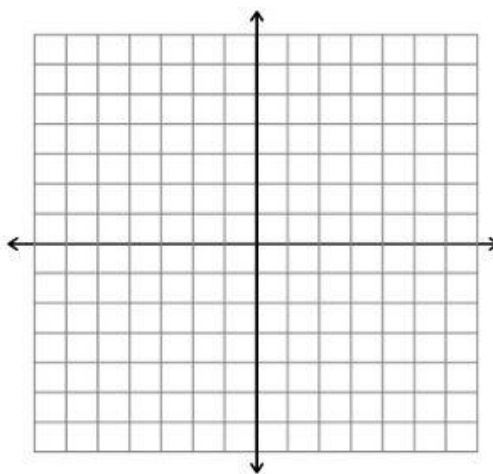
20. $f(x) = \begin{cases} -3 & x \leq 3 \\ 2x-5 & x > 3 \end{cases}$

Function? Yes or No

$f(-4) =$

$f(0) =$

$f(3) =$



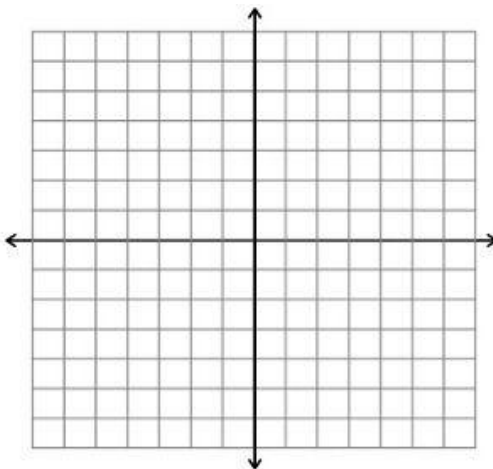
21. $f(x) = \begin{cases} 2x+1 & x \geq 1 \\ \frac{x}{2}-3 & x < 1 \end{cases}$

Function? Yes or No

$f(-2) =$

$f(6) =$

$f(1) =$



Graph the function.

22.

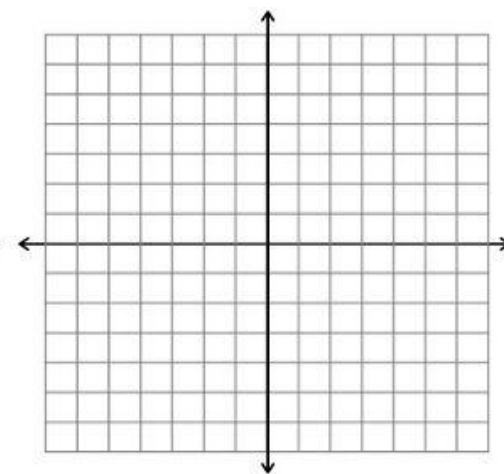
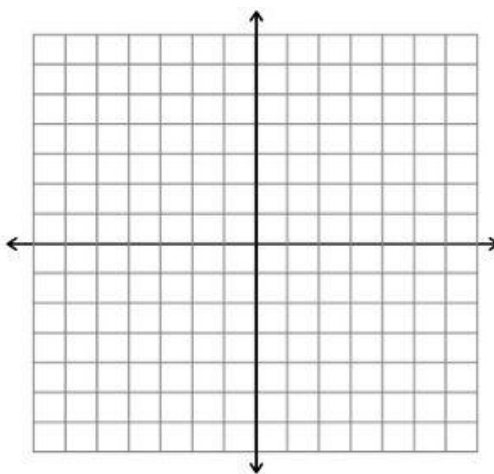
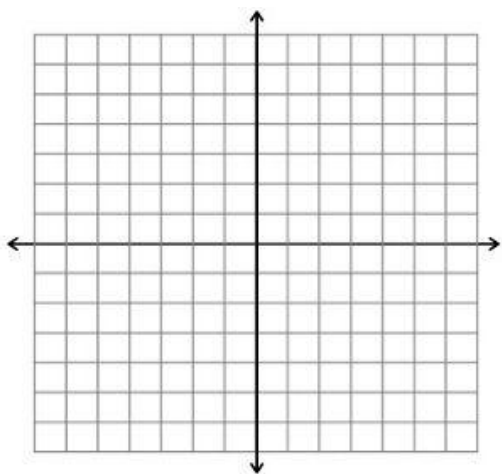
$$f(x) = \begin{cases} x + 3, & \text{if } x \leq 0 \\ 2x, & \text{if } x > 0 \end{cases}$$

23.

$$f(x) = \begin{cases} x + 1, & \text{if } x < 0 \\ -x + 1, & \text{if } 0 \leq x \leq 2 \\ x - 1, & \text{if } x > 2 \end{cases}$$

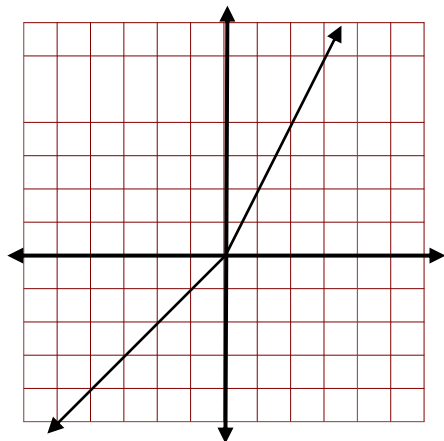
24.

$$f(x) = \begin{cases} 2, & \text{if } x \leq -3 \\ -1, & \text{if } -3 < x < 3 \\ 3, & \text{if } x \geq 3 \end{cases}$$

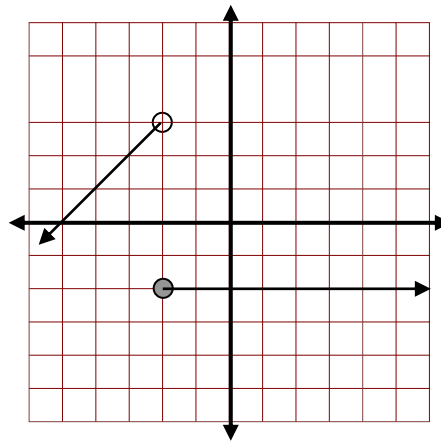


Write equations for the piecewise functions whose graphs are shown below. Assume that the units are 1 for every tic marc.

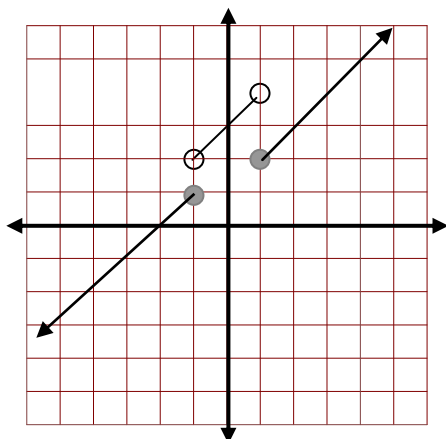
25.



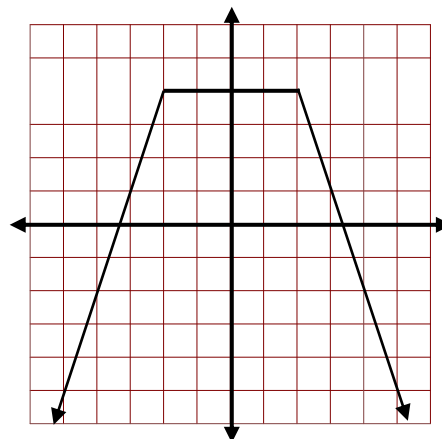
26.



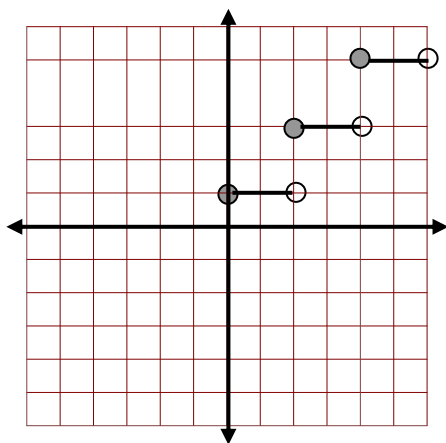
27.



28.



29.



30. **FREE RESPONSE**

The admission rates at an amusement park are as follows.

Children 5 years old and under: free

Children between 5 years and 12 years, inclusive: \$10.00

Children between 12 years and 18 years, inclusive: \$25.00

Adults: \$35.00

a) Write a piecewise function that gives the admission price for a given age.

b) Graph the function.

