


Wise men - star telescope

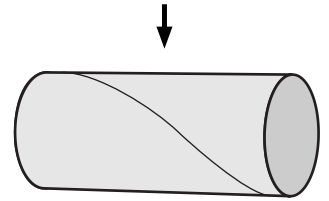
What you will need:

- Template print
- Black paper
- Toilet roll tube
- Scissors
- A pin or safety pin
- Paper clips
- White glue
- Cardboard or newspaper

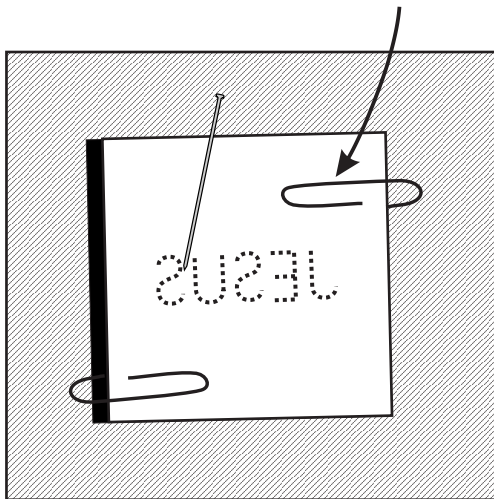
1. Cut out a square from the template on page 2 (printed on white paper).



Toilet roll tube
(empty toilet roll)




2. Cut a square of black paper and place it under the white template paper. Secure with paper clips.

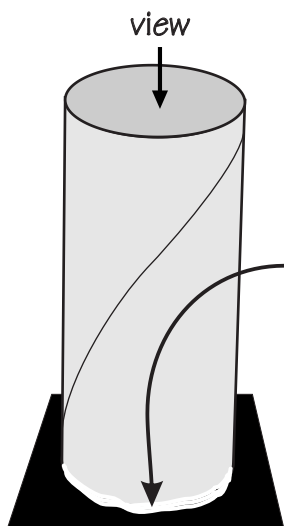


↑
Cardboard underlay


3. With a pin, prick holes along the row of dots. Add a few random pin pricks like stars.



↑
Black paper punched with tiny holes that let the light through.



4. Spread glue around the outside of the tube so that it runs onto the black paper. Let it dry.



↑
The view through the tube (telescope). Hold it towards the light. The 'stars' spell the name Jesus.

JESUS	JESUS	JESUS
JESUS	JESUS	JESUS
JESUS	JESUS	JESUS
JESUS	JESUS	JESUS
JESUS	JESUS	JESUS